

Controller - ILC 150 ETH - 2985330

Please be informed that the data shown in this PDF Document is generated from our Online Catalog. Please find the complete data in the user's documentation. Our General Terms of Use for Downloads are valid (<http://phoenixcontact.com/download>)



Inline Controller with Ethernet interface for coupling to other controllers and systems, with programming options according to IEC 61131-3, complete with plug and labeling field.

Product Description

With the ILC 150 ETH, the highly modular Inline Controller range from Phoenix Contact has been extended to include a high-performance compact controller. This controller can be used to extend the possible field of application of Inline Controllers right down to smaller applications. With direct integration in the Inline automation system, the compact controller is highly modular and can be adapted to the relevant application requirements. Its integrated Ethernet interface enables parameterization and programming using PC WorX automation software according to IEC 61131, and it can also exchange data with OPC servers simultaneously and communicate with TCP/IP-compatible devices.

The Inline Controller range covers a wide performance range. From entry-level versions through to high-end controllers, users can find the right controller for their application. Within the product portfolio, users can choose between controllers with different computing capacities, with or without PROFINET controllers, and with or without GL approval.

Your advantages

- Free engineering with PC Worx Express (IEC 61131-3)
- Numerous protocols supported such as: HTTP, FTP, SNMP, SMTP, SQL, MySQL, etc.
- Complete INTERBUS master (4096 I/O points)
- Flash file system
- FTP server
- Integrated web server for visualization with WebVisit



Key Commercial Data

Packing unit	1 pc
GTIN	
GTIN	4046356096409

Technical data

Note

Utilization restriction	EMC: class A product, see manufacturer's declaration in the download area
-------------------------	---

Dimensions

Controller - ILC 150 ETH - 2985330

Technical data

Dimensions

Width	80 mm
Height	119.8 mm
Depth	71.5 mm

Ambient conditions

Degree of protection	IP20
Ambient temperature (operation)	-25 °C ... 55 °C
Ambient temperature (storage/transport)	-25 °C ... 85 °C
Permissible humidity (operation)	10 % ... 95 % (according to DIN EN 61131-2)
Permissible humidity (storage/transport)	10 % ... 95 % (according to DIN EN 61131-2)
Air pressure (operation)	70 kPa ... 106 kPa (up to 3000 m above sea level)
Air pressure (storage/transport)	70 kPa ... 106 kPa (up to 3000 m above sea level)
Shock	25g, Criterion 1, according to IEC 60068-2-27
Vibration (operation)	5g

Control system

Engineering tool	PC WORX
	PC WORX EXPRESS
Diagnostics tool	DIAG+
Configuration tool	Config+ Version 1.01 or later

Mechanical design

Weight	285 g
Diagnostics display	No
Controller redundancy	No

Data interfaces

Interface	INTERBUS local bus (master)
Number	1
Connection method	Inline data jumper
Transmission speed	500 kBaud / 2 MBaud (can be switched)
Interface	Parameterization/operation/diagnostics
Number	1
Connection method	6-pos. MINI DIN socket (PS/2)
Transmission speed	max. 115.2 kbps
Interface	Ethernet 10Base-T/100Base-TX
Number	1
Connection method	RJ45 socket
Transmission speed	10/100 Mbps

Power supply

Typical current consumption	210 mA
Max. current consumption	870 mA (370 mA communications power + 500 mA analog voltage supply)

Controller - ILC 150 ETH - 2985330

Technical data

Power supply

Supply voltage	24 V DC
Supply voltage range	19.2 V DC ... 30 V DC
Residual ripple	± 5 %
Power dissipation	max. 5 W

Fieldbus function

Amount of process data	max. 4096 Bit (INTERBUS)
Number of supported devices	max. 128
Number of local bus devices that can be connected	max. 63 (observe current consumption)
Number of devices with parameter channel	max. 16
Number of supported branch terminals with remote bus branch	max. 3

Direct I/Os

Input name	Digital inputs
Number of inputs	8
Connection method	Inline potential distributor
Connection technology	2, 3, 4-wire
Output name	Digital outputs
Number of outputs	4
Connection method	Spring-cage connection
Connection technology	2, 3, 4-wire
Maximum output current per channel	500 mA

IEC 61131 runtime system

Engineering tool	PC WORX
	PC WORX EXPRESS
Program memory	typ. 256 kByte
Mass storage	256 kByte
Retentive mass storage	8 kByte (NVRAM)
Number of control tasks	8
Realtime clock	Yes

Standards and Regulations

Vibration (storage/transport)	5g
Shock	25g, Criterion 1, according to IEC 60068-2-27
Vibration (operation)	5g

Environmental Product Compliance

REACH SVHC	1,2-dimethoxyethane, ethylene glycol dimethyl ether (EGDME) 110-71-4
	Lead 7439-92-1
China RoHS	Environmentally Friendly Use Period = 50
	For details about hazardous substances go to tab "Downloads", Category "Manufacturer's declaration"

Controller - ILC 150 ETH - 2985330

Approvals

Approvals








Approvals

DNV GL / BV / LR / BSH / RINA / UL Listed / cUL Listed / EAC / EAC / cULus Listed

Ex Approvals

ATEX / UL Listed / cUL Listed / cULus Listed

Approval details

DNV GL		http://exchange.dnv.com/tari/	TAA00000BN
BV		http://www.veristar.com/portal/veristarinfo/generalinfo/approved/approvedProducts/equipmentAndMaterials	20989/B2_BV
LR		http://www.lr.org/en	08/20033
BSH		http://www.bsh.de/de/index.jsp	658
RINA		http://www.rina.org/en	ELE183315XG
UL Listed		http://database.ul.com/cgi-bin/XYV/template/LISEXT/1FRAME/index.htm	FILE E 140324
cUL Listed		http://database.ul.com/cgi-bin/XYV/template/LISEXT/1FRAME/index.htm	FILE E 140324
EAC			EAC-Zulassung
EAC			RU *- DE.A*30.B.00238

Controller - ILC 150 ETH - 2985330

Approvals

cULus Listed



Phoenix Contact 2018 © - all rights reserved
<http://www.phoenixcontact.com>

PHOENIX CONTACT GmbH & Co. KG
Flachsmarktstr. 8
32825 Blomberg
Germany
Tel. +49 5235 300
Fax +49 5235 3 41200
<http://www.phoenixcontact.com>

Компания «Life Electronics» занимается поставками электронных компонентов импортного и отечественного производства от производителей и со складов крупных дистрибьюторов Европы, Америки и Азии.

С конца 2013 года компания активно расширяет линейку поставок компонентов по направлению коаксиальный кабель, кварцевые генераторы и конденсаторы (керамические, пленочные, электролитические), за счёт заключения дистрибьюторских договоров

Мы предлагаем:

- Конкурентоспособные цены и скидки постоянным клиентам.
- Специальные условия для постоянных клиентов.
- Подбор аналогов.
- Поставку компонентов в любых объемах, удовлетворяющих вашим потребностям.
- Приемлемые сроки поставки, возможна ускоренная поставка.
- Доставку товара в любую точку России и стран СНГ.
- Комплексную поставку.
- Работу по проектам и поставку образцов.
- Формирование склада под заказчика.
- Сертификаты соответствия на поставляемую продукцию (по желанию клиента).
- Тестирование поставляемой продукции.
- Поставку компонентов, требующих военную и космическую приемку.
- Входной контроль качества.
- Наличие сертификата ISO.

В составе нашей компании организован Конструкторский отдел, призванный помогать разработчикам, и инженерам.

Конструкторский отдел помогает осуществить:

- Регистрацию проекта у производителя компонентов.
- Техническую поддержку проекта.
- Защиту от снятия компонента с производства.
- Оценку стоимости проекта по компонентам.
- Изготовление тестовой платы монтаж и пусконаладочные работы.



Тел: +7 (812) 336 43 04 (многоканальный)

Email: org@lifeelectronics.ru