

FO converters - FL MC EF 1300 MM ST - 2902854

Please be informed that the data shown in this PDF Document is generated from our Online Catalog. Please find the complete data in the user's documentation. Our General Terms of Use for Downloads are valid (<http://download.phoenixcontact.com>)



FO converter with B-FOC (ST[®]) fiber optic connection (1300 nm), for converting 10/100Base-T(X) to multi-mode fiberglass (50/125 μm). Auto negotiation and auto MDI(X) function. Comprehensive link diagnostics. DIN-rail mountable, 18 ... 30 V DC supply.

Product Features

- Transmission ranges up to 10 km
- Auto negotiation
- Auto MDI/MDI-X switch-over
- Link fault pass through (LFP) and far end fault (FEF) functions for easy connection monitoring
- Data rates 10/100 Mbps



Key commercial data

Packing unit	1 PCE
Weight per Piece (excluding packing)	179.0 GRM
Custom tariff number	85176200
Country of origin	Germany

Technical data

Note:

Utilization restriction	EMC: class A product, see manufacturer's declaration in the download area
-------------------------	---

Dimensions

Width	22.5 mm
Height	99 mm
Depth	114.5 mm

Ambient conditions

Ambient temperature (operation)	-40 °C ... 65 °C
	-25 °C ... 55 °C (With UL approval)

FO converters - FL MC EF 1300 MM ST - 2902854

Technical data

Ambient conditions

Ambient temperature (storage/transport)	-40 °C ... 85 °C
Permissible humidity (operation)	30 % ... 95 % (no condensation)
Permissible humidity (storage/transport)	30 % ... 95 % (no condensation)
Altitude	5000 m (For restrictions see manufacturer's declaration)
	2000 m (With UL approval)
Degree of protection	IP20

General

Electrical isolation	according to IEEE 802.3
	(VCC // FE // Ethernet)
Test voltage data interface/power supply	1.5 kV _{rms} (50 Hz, 1 min.)
Standards/regulations	EN 60950-1
Electromagnetic compatibility	Conformance with EMC Directive 2004/108/EC
Net weight	120 g
Housing material	PA 6.6-FR
Color	green
MTBF	492 Years (Telcordia standard, 25°C temperature, 21% operating cycle (5 days a week, 8 hours a day))
	132 Years (Telcordia standard, 40°C temperature, 34.25% operating cycle (5 days a week, 12 hours a day))
MTTF	1400 Years (SN 29500 standard, temperature 25°C, operating cycle 21% (5 days a week, 8 hours a day))
	599 Years (SN 29500 standard, temperature 40°C, operating cycle 34.25% (5 days a week, 12 hours a day))
	101 Years (SN 29500 standard, temperature 40°C, operating cycle 100% (7 days a week, 24 hours a day))
Conformance	CE-compliant
ATEX	# II 3 G Ex nA IIC T4 Gc X
	# II (2) D [Ex op is Db] IIIC (PTB 06 ATEX 2042 U)
	# II (2) G [Ex op is Gb] IIC (PTB 06 ATEX 2042 U)
UL, USA / Canada	cULus listed UL 508
	Class I, Zone 2, AEx nA IIC T4
	Class I, Zone 2, Ex nA IIC T4 Gc X
	Class I, Div. 2, Groups A, B, C, D

Power supply

Supply voltage range	18 V DC ... 30 V DC (Screw connection)
	18 V DC ... 30 V DC (as an alternative or redundant, via backplane bus contact and system current supply)
Typical current consumption	< 100 mA (24 V DC)

FO converters - FL MC EF 1300 MM ST - 2902854

Technical data

Power supply

Protective circuit	Protection against polarity reversal
Connection method	Plug-in screw terminal block (COMBICON), redundancy possible
Conductor cross section stranded max.	2.50 mm ²
Conductor cross section stranded min.	0.20 mm ²
Conductor cross section solid max.	2.50 mm ²
Conductor cross section solid min.	0.20 mm ²
Max. AWG conductor cross section, stranded	14
Min. AWG conductor cross section, stranded	24
Conductor cross section AWG/kcmil max	14
Conductor cross section AWG/kcmil min.	24

Serial interface

Interface 1	Ethernet interface, 10/100BASE-T(X) in acc. with IEEE 802.3u
Connection method	RJ45 socket, shielded
Transmission medium	Copper
Transmission length	100 m (twisted pair, shielded)
Conductor cross section solid min.	0.2 mm ²
Conductor cross section solid max.	2.5 mm ²
Conductor cross section stranded min.	0.2 mm ²
Conductor cross section stranded max.	2.5 mm ²
Conductor cross section AWG/kcmil min.	24
Conductor cross section AWG/kcmil max	14
Auto-negotiation modes	Auto
Link through	Link fault pass through
Basic functions	Store-and-forward media converter
MDI-/MDI-X switchover	Auto-MDI(X)
Signal LEDs	Activity, link status, 10/100 Mbps

Optical interface FO

Transmit capacity, minimum	≥ -23.5 dBm ((50/125 μm) dynamic in link mode (average))
	≥ -20 dBm ((62,5/125 μm) dynamic in link mode (average))
Transmit capacity, maximum	≤ -14 dBm ((50/125 μm) dynamic in link mode (average))
	≤ -14 dBm ((62,5/125 μm) dynamic in link mode (average))
Minimum receiver sensitivity	-31 dBm (dynamic in link mode (average))
Maximum receiver sensitivity	-14 dBm (dynamic in link mode (average))
Wavelength	1300 nm
Transmission length incl. 3 dB system reserve	6.4 km (with F-G 50/125 0,7 dB/km F 1000)
	2.8 km (with F-G 50/125 1,6 dB/km F 800)

FO converters - FL MC EF 1300 MM ST - 2902854

Technical data

Optical interface FO

	10 km (with F-G 62,5/125 0,7 dB/km F 1000)
	3 km (with F-G 62.5/125 2.6 dB/km F 600)
	2 km (with 2GK200/230 GI-HCS)
Transmission medium	Multi-mode fiberglass
	GI-HCS fiber
Connection method	B-FOC (ST®)

Classifications

eCl@ss

eCl@ss 4.0	27230207
eCl@ss 4.1	27230207
eCl@ss 5.0	27230207
eCl@ss 5.1	27230207
eCl@ss 6.0	27230207
eCl@ss 7.0	27230207
eCl@ss 8.0	27230207

ETIM

ETIM 3.0	EC000310
ETIM 4.0	EC000310
ETIM 5.0	EC001467

UNSPSC

UNSPSC 6.01	30211506
UNSPSC 7.0901	39121008
UNSPSC 11	39121008
UNSPSC 12.01	39121008
UNSPSC 13.2	39121008

Approvals

Approvals

Approvals

UL Listed / cUL Listed / cULus Listed

FO converters - FL MC EF 1300 MM ST - 2902854


Approvals


Ex Approvals

ATEX / UL Listed / cUL Listed / cULus Listed

Approvals submitted

Approval details

UL Listed 

cUL Listed 

cULus Listed 

Accessories

Accessories

Connector set

RJ45 connector - FL PLUG RJ45 GR/2 - 2744856



RJ45 connector, shielded, with bend protection sleeve, 2 pieces, gray for straight cables, for assembly on site. For connections that are not crossed, it is recommended that you use the connector set with gray bend protection sleeve.

RJ45 connector - FL PLUG RJ45 GN/2 - 2744571



RJ45 connector, shielded, with bend protection sleeve, 2 pieces, green for crossed cables, for assembly on site. For connections that are crossed, it is recommended that the connector set with green bend protection sleeves is used.

FO converters - FL MC EF 1300 MM ST - 2902854

Accessories

FO connectors - PSM-SET-B-FOC/4-HCS/PN - 2313782



B-FOC (ST) connector set for standard PROFINET HCS fiber cables with 2.2 mm diameter of the individual elements. Consisting of 4 quick mounting connectors with bend protection for self-assembly.

Data cable by the meter

Cable - FL CAT5 HEAVY - 2744814



CAT5-SF/UTP cable (J-02YS(ST)C HP 2 x 2 x 24 AWG), heavy-duty installation cable, 2 x 2 x 0.22 mm², solid conductor, shielded, outer sheath: 7.8 mm diameter, inner sheath: 5.75 mm ± 0.15 mm diameter

Network cable - FL CAT5 FLEX - 2744830



CAT5-SF/UTP cable (J-LI02YS(ST)C H 2 x 2 x 26 AWG), light-duty, flexible installation cable 2 x 2 x 0.14 mm², stranded, shielded, outer sheath: 5.75 mm ± 0.15 mm diameter

FO cable - FL FOC PN-C-HCS-GI-200/230 - 2313410



PROFINET HCS GI fiber cables, duplex 200/230 μm, increased bandwidth for Ethernet applications in particular. Robust PUR outer sheath. Heavy version suitable for drag chains and indoor installation, sold by the meter without plugs

Data cable preassembled

FO patch cable - FL MM PATCH 1,0 LC-ST - 2989174



Assembled fiber optic cable, break-out cable, fiberglass multi-mode 50/125 μm, connector: LC/B-FOC (ST), degree of protection: IP20, for installation in cable ducts or control cabinets, length: 1 m

FO converters - FL MC EF 1300 MM ST - 2902854

Accessories

FO patch cable - FL MM PATCH 2,0 LC-ST - 2989271



Assembled fiber optic cable, break-out cable, fiberglass multi-mode 50/125 μm , connector: LC/B-FOC (ST), degree of protection: IP20, for installation in cable ducts or control cabinets, length: 2 m

FO patch cable - FL MM PATCH 5,0 LC-ST - 2901801



Assembled FO cable, break out cable, multi-mode fiberglass 50/125 μm , plug: LC / B-FOC (ST), protection type: IP20, for installation in cable ducts or control cabinets, length: 5 m

FO patch cable - FL MM PATCH 1,0 SC-ST - 2901809



Assembled FO cable, break out cable, multi-mode fiberglass 50/125 μm , connector: SC Duplex / B-FOC, protection type: IP20, for installation in cable ducts or control cabinets, length: 1 m

FO patch cable - FL MM PATCH 2,0 SC-ST - 2901810



Assembled FO cable, break out cable, multi-mode fiberglass 50/125 μm , connector: SC Duplex / B-FOC (ST), protection type: IP20, for installation in cable ducts or control cabinets, length: 2 m

FO patch cable - FL MM PATCH 5,0 SC-ST - 2901811



Assembled FO cable, break out cable, multi-mode fiberglass 50/125 μm , connector: SC Duplex / B-FOC (ST), protection type: IP20, for installation in cable ducts or control cabinets, length: 5 m

FO converters - FL MC EF 1300 MM ST - 2902854

Accessories

FO patch cable - FL MM PATCH 1,0 ST-ST - 2901815



Assembled FO cable, break out cable, multi-mode fiberglass 50/125 µm, connector: B-FOC (ST) / B-FOC (ST), protection type: IP20, for installation in cable ducts or control cabinets, length: 1 m

FO patch cable - FL MM PATCH 2,0 ST-ST - 2901816



Assembled FO cable, break out cable, multi-mode fiberglass 50/125 µm, connector: B-FOC (ST) / B-FOC (ST), protection type: IP20, for installation in cable ducts or control cabinets, length: 2 m

FO patch cable - FL MM PATCH 5,0 ST-ST - 2901817



Assembled FO cable, break out cable, multi-mode fiberglass 50/125 µm, connector: B-FOC (ST) / B-FOC (ST), protection type: IP20, for installation in cable ducts or control cabinets, length: 5 m

Data plug

RJ45 connector - VS-08-RJ45-5-Q/IP20 - 1656725



RJ45 connector, IP20, CAT5e, 8-pos., with QUICKON fast connection technology, for 26 ... 23 AWG 1-wire and 7-wire conductors, for 4.5 mm ... 8.0 mm cable diameter, labeling: TIA 568 B, color: gray

DIN rail connector

Cable - ME 22,5 TBUS 1,5/ 5-ST-3,81 GN - 2707437



DIN rail connector for DIN rail mounting. Universal for TBUS housing. Gold-plated contacts, 5-pos.

FO converters - FL MC EF 1300 MM ST - 2902854

Accessories

Electronic housing - ME 17,5 TBUS 1,5/ 5-ST-3,81 GN - 2709561



DIN rail connector for DIN rail mounting. Universal for TBUS housing. Gold-plated contacts, 5-pos.

Power supply

Power supply unit - MINI-SYS-PS-100-240AC/24DC/1.5 - 2866983



DIN rail power supply unit, primary-switched mode, narrow design, output: 24 V DC / 1.5 A

Universal tools

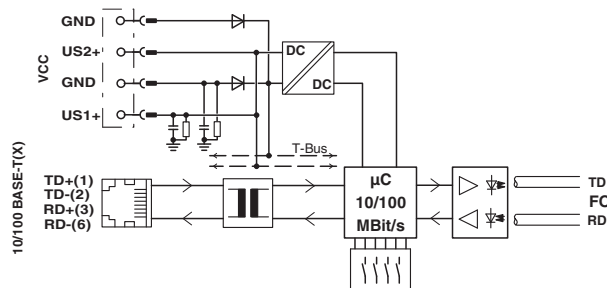
Assembly tool - FL CRIMPTOOL - 2744869



Crimping pliers, for assembling the RJ45 plugs FL PLUG RJ45..., for assembly on site

Drawings

Block diagram



Компания «Life Electronics» занимается поставками электронных компонентов импортного и отечественного производства от производителей и со складов крупных дистрибьюторов Европы, Америки и Азии.

С конца 2013 года компания активно расширяет линейку поставок компонентов по направлению коаксиальный кабель, кварцевые генераторы и конденсаторы (керамические, пленочные, электролитические), за счёт заключения дистрибьюторских договоров

Мы предлагаем:

- Конкурентоспособные цены и скидки постоянным клиентам.
- Специальные условия для постоянных клиентов.
- Подбор аналогов.
- Поставку компонентов в любых объемах, удовлетворяющих вашим потребностям.
- Приемлемые сроки поставки, возможна ускоренная поставка.
- Доставку товара в любую точку России и стран СНГ.
- Комплексную поставку.
- Работу по проектам и поставку образцов.
- Формирование склада под заказчика.
- Сертификаты соответствия на поставляемую продукцию (по желанию клиента).
- Тестирование поставляемой продукции.
- Поставку компонентов, требующих военную и космическую приемку.
- Входной контроль качества.
- Наличие сертификата ISO.

В составе нашей компании организован Конструкторский отдел, призванный помогать разработчикам, и инженерам.

Конструкторский отдел помогает осуществить:

- Регистрацию проекта у производителя компонентов.
- Техническую поддержку проекта.
- Защиту от снятия компонента с производства.
- Оценку стоимости проекта по компонентам.
- Изготовление тестовой платы монтаж и пусконаладочные работы.



Тел: +7 (812) 336 43 04 (многоканальный)

Email: org@lifeelectronics.ru