


THIS DRAWING IS UNPUBLISHED. RELEASED FOR PUBLICATION -,- .
 © COPYRIGHT - By - ALL RIGHTS RESERVED.

LOC	DIST	REVISIONS					
		P	LTR	DESCRIPTION	DATE	DWN	APVD
H	-	A		INITIAL RELEASE	07APR2014	YC	BvH

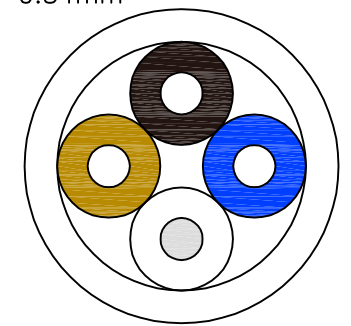
UNSHIELDED

3, 4 and 5 pos PUR & PVC

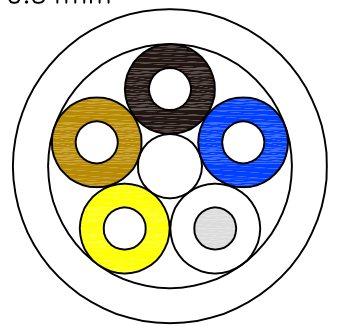
3x 0.34mm²



4x 0.34mm²

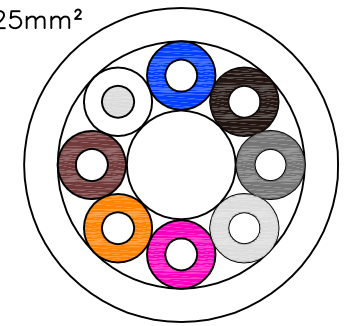


5x 0.34mm²



8 Pos PUR ONLY

8x 0.25mm²



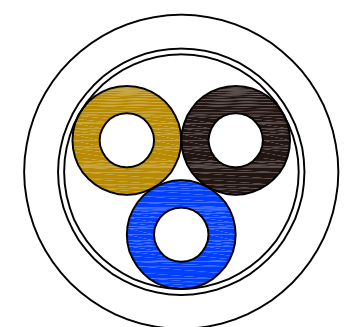
△ 1 NOTE: Length "L" to be determined by online configurator

PVC	5	0.34	22	Grey	5x0.34mm ² PVC CABLE SHIELDED	3-2273231-3
	4	0.34	22	Grey	4x0.34mm ² PVC CABLE SHIELDED	3-2273231-2
	3	0.34	22	Grey	3x0.34mm ² PVC CABLE SHIELDED	3-2273231-1
PUR	8	0.25	24	Grey	8x0.25mm ² PUR CABLE SHIELDED	2-2273231-4
	5	0.34	22	Grey	5x0.34mm ² PUR CABLE SHIELDED	2-2273231-3
	4	0.34	22	Grey	4x0.34mm ² PUR CABLE SHIELDED	2-2273231-2
	3	0.34	22	Grey	3x0.34mm ² PUR CABLE SHIELDED	2-2273231-1
SHIELDED						
PVC	5	0.34	22	Black	5x0.34mm ² PVC CABLE UNSHIELDED	1-2273231-3
	4	0.34	22	Black	4x0.34mm ² PVC CABLE UNSHIELDED	1-2273231-2
	3	0.34	22	Black	3x0.34mm ² PVC CABLE UNSHIELDED	1-2273231-1
PUR	8	0.25	24	Grey	8x0.25mm ² PUR CABLE UNSHIELDED	2273231-4
	5	0.34	22	Black	5x0.34mm ² PUR CABLE UNSHIELDED	2273231-3
	4	0.34	22	Black	4x0.34mm ² PUR CABLE UNSHIELDED	2273231-2
	3	0.34	22	Black	3x0.34mm ² PUR CABLE UNSHIELDED	2273231-1
UNSHIELDED						
	#cond	mm ²	AWG	JACKET COLOR	DESCRIPTION	TEPN

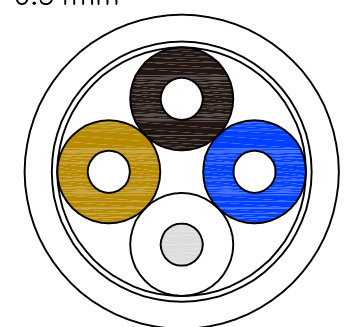
SHIELDED

3, 4 and 5 pos PUR & PVC

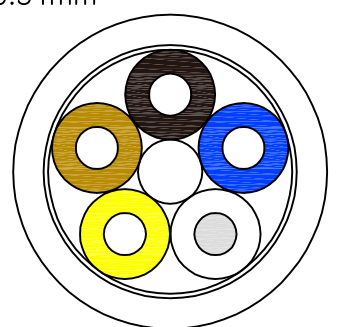
3x 0.34mm²



4x 0.34mm²

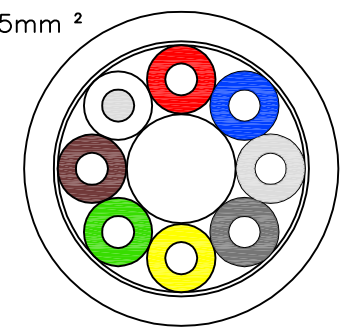


5x 0.34mm²



8 Pos PUR ONLY

8x 0.25mm²



THIS DRAWING IS A CONTROLLED DOCUMENT.

DIMENSIONS: mm	TOLERANCES UNLESS OTHERWISE SPECIFIED: 0 PLC ± - 1 PLC ± - 2 PLC ± - 3 PLC ± - 4 PLC ± - ANGLES ± -	DWN YATHISH C 07APR2014	TE Connectivity NAME M8 M12 BULK CABLE TYPES
		CHK B.VELDHOVEN 15APR2014	
		APVD A.VAN ZANDVOORT 15APR2014	
		PRODUCT SPEC	
MATERIAL	FINISH	APPLICATION SPEC	RESTRICTED TO
-	-	WEIGHT	A3 00779 C=2273231
CUSTOMER DRAWING			SCALE NTS SHEET 1 of 5 REV A

THIS DRAWING IS UNPUBLISHED.

RELEASED FOR PUBLICATION

ALL RIGHTS RESERVED.

© COPYRIGHT - By -

LOC	DIST	REVISIONS			
P	LTR	DESCRIPTION	DATE	DWN	APVD
H	-	SEE SHEET 1	-	-	-

Unshielded PUR

2273231-1

PUR CABLE	
No./diameter of wires	3 x 0.34 mm ²
Wire isolation	PP (br, wh, bk)
C-track properties	5 million
Jacket	PUR (UL/CSA)
Outer diameter	approx. 4.3 mm
Bend radius (moving)	10 x outer diameter
Temperature range (fixed)	-40...+80 °C
Temperature range (mobile)	-25...+80 °C

2273231-4


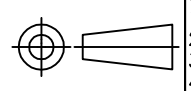
PUR CABLE	
No./diameter of wires	8 x 0.25 mm ²
Wire isolation	PP (br, wh, bl, bk, gr, pk, vi, or)
C-track properties	2 million
Jacket	PUR (UL/CSA)
Outer diameter	approx. 6.0 mm
Bend radius (moving)	10 x outer diameter
Temperature range (fixed)	-40...+80 °C
Temperature range (mobile)	-20...+80 °C

2273231-2

PUR CABLE	
No./diameter of wires	4 x 0.34 mm ²
Wire isolation	PP (br, wh, bl, bk)
C-track properties	5 million
Jacket	PUR (UL/CSA)
Outer diameter	approx. 4.7 mm
Bend radius (moving)	10 x outer diameter
Temperature range (fixed)	-40...+80 °C
Temperature range (mobile)	-25...+80 °C

2273231-3

PUR CABLE	
No./diameter of wires	5 x 0.34 mm ²
Wire isolation	PP (br, wh, bl, bk, gnye)
C-track properties	yes
Jacket	PUR (UL/CSA)
Outer diameter	approx. 5.0 mm
Bend radius (moving)	10 x outer diameter
Temperature range (fixed)	-50...+80 °C
Temperature range (mobile)	-25...+80 °C

THIS DRAWING IS A CONTROLLED DOCUMENT.		DWN	YATHISH C	07APR2014	 TE Connectivity
		CHK	B.VELDHOVEN	15APR2014	
		APVD	A.VAN ZANDVOORT	15APR2014	
		PRODUCT SPEC		NAME	
DIMENSIONS: mm 		TOLERANCES UNLESS OTHERWISE SPECIFIED: 0 PLC ± - 1 PLC ± - 2 PLC ± - 3 PLC ± - 4 PLC ± - ANGLES ± -		APPLICATION SPEC	
MATERIAL		FINISH		WEIGHT	RESTRICTED TO
-		-		-	-
CUSTOMER DRAWING				SCALE	NTS
SIZE		CAGE CODE	DRAWING NO	SHEET	
A3		00779	2273231	2 of 5	
				REV	A

THIS DRAWING IS UNPUBLISHED.

RELEASED FOR PUBLICATION

-, -

© COPYRIGHT - By -

ALL RIGHTS RESERVED.

LOC	DIST	REVISIONS					
		P	LTR	DESCRIPTION	DATE	DWN	APVD
H	-	-	-	SEE SHEET 1	-	-	-

Unshielded PVC

1-2273231-1

PVC CABLE	
No./diameter of wires	3 x 0.34 mm ²
Wire isolation	PVC (br, bl, bk)
C-track properties	n.a.
Jacket	PVC (UL/CSA)
Outer diameter	approx. 4.6 mm
Bend radius (moving)	10 x outer diameter
Temperature range (fixed)	-30...+80 °C
Temperature range (mobile)	-5...+80 °C


1-2273231-2

PVC CABLE	
No./diameter of wires	4 x 0.34 mm ²
Wire isolation	PVC (br, wh, bl, bk)
C-track properties	n.a.
Jacket	PVC (UL/CSA)
Outer diameter	approx. 5.0 mm
Bend radius (moving)	10 x outer diameter
Temperature range (fixed)	-30...+80 °C
Temperature range (mobile)	-5...+80 °C

1-2273231-3

PVC CABLE	
No./diameter of wires	5 x 0.34 mm ²
Wire isolation	PP (br, wh, bl, bk, gnye)
C-track properties	n.a.
Jacket	PVC (UL/CSA)
Outer diameter	approx. 5.2 mm
Bend radius (moving)	10 x outer diameter
Temperature range (fixed)	-30...+80 °C
Temperature range (mobile)	-5...+80 °C

THIS DRAWING IS A CONTROLLED DOCUMENT.		DWN	YATHISH C	07APR2014	 TE Connectivity								
		CHK	B.VELDHOVEN	15APR2014									
		APVD	A.VAN ZANDVOORT	15APR2014									
		PRODUCT SPEC											
		APPLICATION SPEC			NAME	M8 M12 BULK CABLE TYPES							
		SIZE	A3	CAGE CODE	00779	DRAWING NO	C=2273231	RESTRICTED TO	-				
MATERIAL		FINISH		WEIGHT		CUSTOMER DRAWING		SCALE	NTS	SHEET	3 of 5	REV	A

DIMENSIONS:	TOLERANCES UNLESS OTHERWISE SPECIFIED:
mm	
	0 PLC ± -
	1 PLC ± -
	2 PLC ± -
	3 PLC ± -
	4 PLC ± -
	ANGLES ± -

THIS DRAWING IS UNPUBLISHED. RELEASED FOR PUBLICATION -.-
 © COPYRIGHT - By - ALL RIGHTS RESERVED.

LOC	DIST	REVISIONS			
P	LTR	DESCRIPTION	DATE	DWN	APVD
H	-	SEE SHEET 1	-	-	-

Shielded PUR

2-2273231-1

PUR CABLE	
No./diameter of wires	3 x 0.34 mm ²
Wire isolation	PVC (br, wh, bk)
C-track properties	
Jacket	PUR/PVC (UL/CSA)
Outer diameter	approx. 5.9 mm
Bend radius (moving)	15 x outer diameter
Temperature range (fixed)	-30...+80 °C
Temperature range (mobile)	-5...+70 °C

2-2273231-4


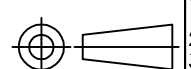
PUR CABLE	
No./diameter of wires	8 x 0.25 mm ²
Wire isolation	PP (br, wh, bl, bk, gr, pk, vi, or)
C-track properties	2 million
Jacket	PUR (UL/CSA)
Outer diameter	approx. 7.0 mm
Bend radius (moving)	10 x outer diameter
Temperature range (fixed)	-40...+80 °C
Temperature range (mobile)	-20...+80 °C

2-2273231-2

PUR CABLE	
No./diameter of wires	4 x 0.34 mm ²
Wire isolation	PVC (br, wh, bl, bk)
C-track properties	
Jacket	PUR/PVC (UL/CSA)
Outer diameter	approx. 5.9 mm
Bend radius (moving)	15 x outer diameter
Temperature range (fixed)	-30...+80 °C
Temperature range (mobile)	-5...+70 °C

2-2273231-3

PUR CABLE	
No./diameter of wires	5 x 0.34 mm ²
Wire isolation	PVC (br, wh, bl, bk, gnye)
C-track properties	
Jacket	PUR/PVC (UL/CSA)
Outer diameter	approx. 5.9 mm
Bend radius (moving)	15 x outer diameter
Temperature range (fixed)	-40...+80 °C
Temperature range (mobile)	-5...+70 °C

THIS DRAWING IS A CONTROLLED DOCUMENT.		DWN	YATHISH C	07APR2014	 TE Connectivity		
DIMENSIONS: mm		CHK	B.VELDHOVEN	15APR2014			
		APVD	A.VAN ZANDVOORT	15APR2014			
TOLERANCES UNLESS OTHERWISE SPECIFIED:		NAME		M8 M12 BULK CABLE TYPES			
0 PLC ± - 1 PLC ± - 2 PLC ± - 3 PLC ± - 4 PLC ± - ANGLES ± -		APPLICATION SPEC		RESTRICTED TO			
MATERIAL		WEIGHT		SIZE	CAGE CODE	DRAWING NO	REV
-		-		A3	00779	C=2273231	A
CUSTOMER DRAWING				SCALE	SHEET	REV	
				NTS	4 of 5	A	

THIS DRAWING IS UNPUBLISHED.

RELEASED FOR PUBLICATION

-, -

ALL RIGHTS RESERVED.

© COPYRIGHT - By -

LOC	DIST	REVISIONS					
		P	LTR	DESCRIPTION	DATE	DWN	APVD
H	-	-	-	SEE SHEET 1	-	-	-

Shielded PVC

3-2273231-1


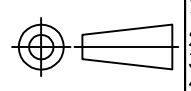
PVC CABLE	
No./diameter of wires	3 x 0.34 mm ²
Wire isolation	PVC (br, bl, bk)
C-track properties	n.a.
Jacket	PVC (UL/CSA)
Outer diameter	approx. 5.9 mm
Bend radius (moving)	15 x outer diameter
Temperature range (fixed)	-40...+80 °C
Temperature range (mobile)	-5...+80 °C

3-2273231-2

PVC CABLE	
No./diameter of wires	4 x 0.34 mm ²
Wire isolation	PVC (br, wh, bl, bk)
C-track properties	n.a.
Jacket	PVC (UL/CSA)
Outer diameter	approx. 5.9 mm
Bend radius (moving)	15 x outer diameter
Temperature range (fixed)	-30...+80 °C
Temperature range (mobile)	-5...+70 °C

3-2273231-3

PVC CABLE	
No./diameter of wires	5 x 0.34 mm ²
Wire isolation	PVC (br, wh, bl, bk, gnye)
C-track properties	n.a.
Jacket	PUR (UL/CSA)
Outer diameter	approx. 5.9 mm
Bend radius (moving)	15 x outer diameter
Temperature range (fixed)	-30...+80 °C
Temperature range (mobile)	-5...+70 °C

THIS DRAWING IS A CONTROLLED DOCUMENT.		DWN YATHISH C 07APR2014	 TE Connectivity	
		CHK B.VELDHOVEN 15APR2014		
		APVD A.VAN ZANDVOORT 15APR2014	NAME M8 M12 BULK CABLE TYPES	
DIMENSIONS: mm		TOLERANCES UNLESS OTHERWISE SPECIFIED:		RESTRICTED TO
		0 PLC ± -		SIZE A3
		1 PLC ± -		
MATERIAL -		2 PLC ± -		CAGE CODE 00779
		3 PLC ± -		
FINISH -		4 PLC ± -		DRAWING NO C=2273231
		ANGLES ± -		
		WEIGHT -		SHEET 5 of 5
		CUSTOMER DRAWING		
		SCALE NTS		

Компания «Life Electronics» занимается поставками электронных компонентов импортного и отечественного производства от производителей и со складов крупных дистрибьюторов Европы, Америки и Азии.

С конца 2013 года компания активно расширяет линейку поставок компонентов по направлению коаксиальный кабель, кварцевые генераторы и конденсаторы (керамические, пленочные, электролитические), за счёт заключения дистрибьюторских договоров

Мы предлагаем:

- Конкурентоспособные цены и скидки постоянным клиентам.
- Специальные условия для постоянных клиентов.
- Подбор аналогов.
- Поставку компонентов в любых объемах, удовлетворяющих вашим потребностям.
- Приемлемые сроки поставки, возможна ускоренная поставка.
- Доставку товара в любую точку России и стран СНГ.
- Комплексную поставку.
- Работу по проектам и поставку образцов.
- Формирование склада под заказчика.
- Сертификаты соответствия на поставляемую продукцию (по желанию клиента).
- Тестирование поставляемой продукции.
- Поставку компонентов, требующих военную и космическую приемку.
- Входной контроль качества.
- Наличие сертификата ISO.

В составе нашей компании организован Конструкторский отдел, призванный помогать разработчикам, и инженерам.

Конструкторский отдел помогает осуществить:

- Регистрацию проекта у производителя компонентов.
- Техническую поддержку проекта.
- Защиту от снятия компонента с производства.
- Оценку стоимости проекта по компонентам.
- Изготовление тестовой платы монтаж и пусконаладочные работы.



Тел: +7 (812) 336 43 04 (многоканальный)

Email: org@lifeelectronics.ru