


Fiber Optic Transmitter

OPF694-2



Features:

- Low Cost 850 nm LED Technology
- High Thermal Stability
- High optical coupling efficiency to multimode fiber
- Metal ST* style receptacle
- Industrial temperature range



Description:

The OPF694-2 fiber optic transmitter is a high performance device packaged for data communication links. This transmitter is an 850 nm GaAlAs LED and is specifically designed to efficiently launch optical power into either 50/125µm or 62.5/125µm diameter multimode fiber. Two power ranges with upper and lower limits are offered which allows the designer to select a device best suited for the application.

Applications:

- Industrial Ethernet equipment
- Copper-to-fiber to media conversion
- Intra-system fiber optic links

Typical Coupled Power $I_F = 100\text{mA}, 25^\circ\text{C}$			
Fiber Size	Type	N.A.	OPF694-2
50/125 µm	Graded Index	0.20	-16dBm
62.5/125 µm	Graded Index	0.28	-12dBm
100/140 µm	Graded Index	0.29	-8dBm
200/300 µm	Step Index	0.41	-2dBm



RoHS

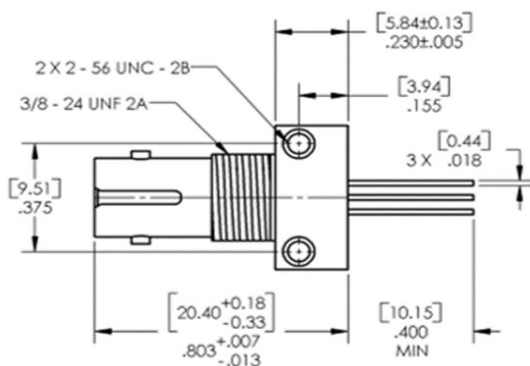
ST[®] is a registered trademark of Fitel USA Corp..

General Note

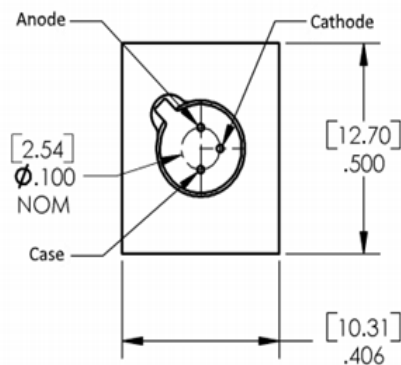
TT Electronics reserves the right to make changes in product specification without notice or liability. All information is subject to TT Electronics' own data and is considered accurate at time of going to print.

TT Electronics | OPTEK Technology
1645 Wallace Drive, Carrollton, TX 75006 | Ph: +1 972 323 2200
www.ttelectronics.com | sensors@ttelectronics.com

Mechanical Data

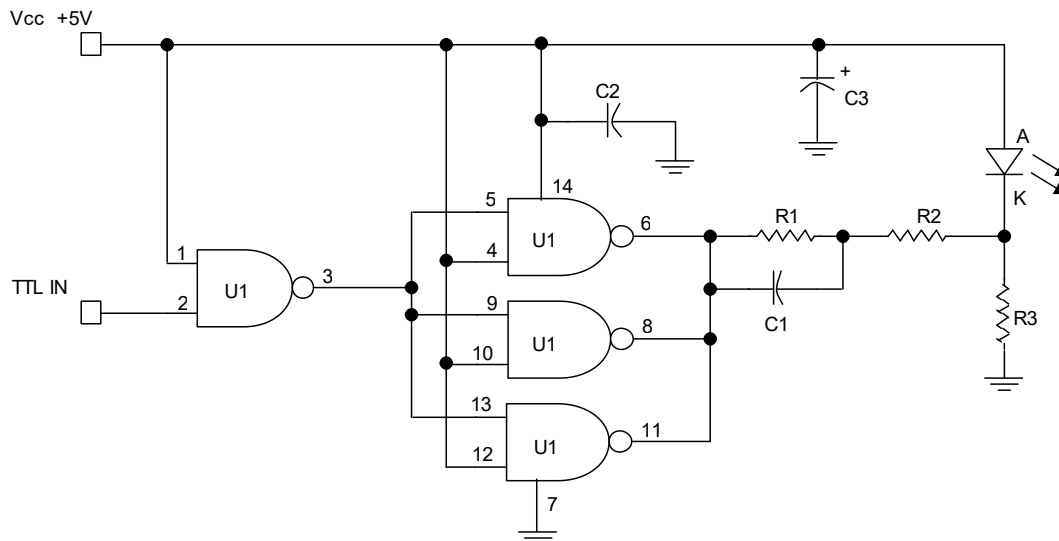


DIMENSIONS ARE IN INCHES AND [MILLIMETERS].



The case lead is isolated from the ST receptacle

Application Circuit: 155Mbps TTL Drive Circuit



Part	Description	Value/Type	Symbol	Tol.
C1	Capacitor	75	pF	20%
C2	Capacitor	100	pF	20%
C3	Capacitor	10	μF	20%
R1	Resistor	33	Ω	5%
R2	Resistor	33	Ω	5%
R3	Resistor	270	Ω	5%
U1	IC, Quad NAND	74 ACTQ00	-	-

General Note

TT Electronics reserves the right to make changes in product specification without notice or liability. All information is subject to TT Electronics' own data and is considered accurate at time of going to print.

TT Electronics | OPTEK Technology
 1645 Wallace Drive, Carrollton, TX 75006 | Ph: +1 972 323 2200
 www.ttelectronics.com | sensors@ttelectronics.com

Electrical Specifications

Absolute Maximum Ratings ($T_A = 25^\circ\text{C}$ unless otherwise noted)

Storage Temperature Range	-55° C to +100° C
Operating Temperature Range	-40° C to +85° C
Lead Soldering Temperature ⁽¹⁾	260° C
Continuous Forward Current ⁽²⁾	100 mA
Maximum Reverse Voltage	1.0 V

Electrical Characteristics ($T_A = 25^\circ\text{C}$ unless otherwise noted)

SYMBOL	PARAMETER	MIN	TYP	MAX	UNITS	TEST CONDITIONS
P_{T50}	50/125 mm Fiber NA=0.20 OPF694-2	-16.0		-11.0	dBm	$I_F = 100\text{ mA}$
V_F	Forward Voltage	1.5		2.1	V	$I_F = 100\text{ mA}$
V_R	Reverse Voltage	1.8			V	$I_R = 100\ \mu\text{A}$
λ	Wavelength	830	850	870	nm	$I_F = 50\text{ mA}$
$D\lambda$	Optical Bank Width		35		nm	$I_F = 50\text{ mA}$
t_r, t_f	Rise and Fall Time		4.5	6.5	ns	$I_F = 100\text{ mA}; 10\% \text{ to } 90\%^{(3)}$

Notes:

- Maximum of 5 seconds with soldering iron. Duration can be extended to 10 seconds when flow soldering. RMA flux is recommended.
- De-rate linearly at 1.0mA /°C above 25°C .
- No Pre-bias.
- All Optek fiber optic LED products are subjected to 100% burn-in as part of its quality control process. The burn-in conditions are 96 hours at 100mA drive current and 25°C ambient temperature.

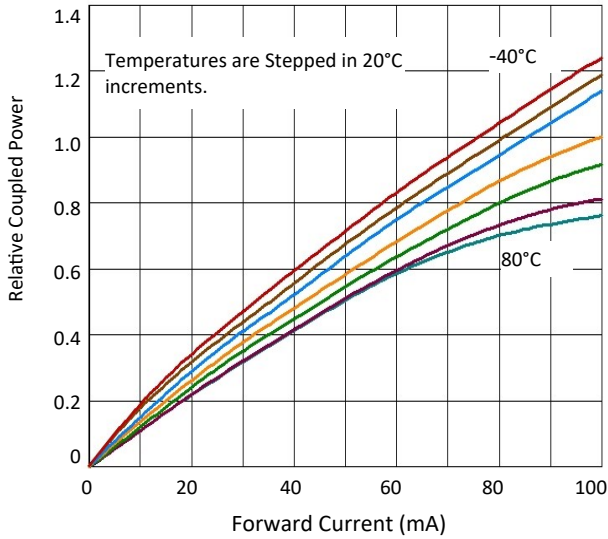
General Note

TT Electronics reserves the right to make changes in product specification without notice or liability. All information is subject to TT Electronics' own data and is considered accurate at time of going to print.

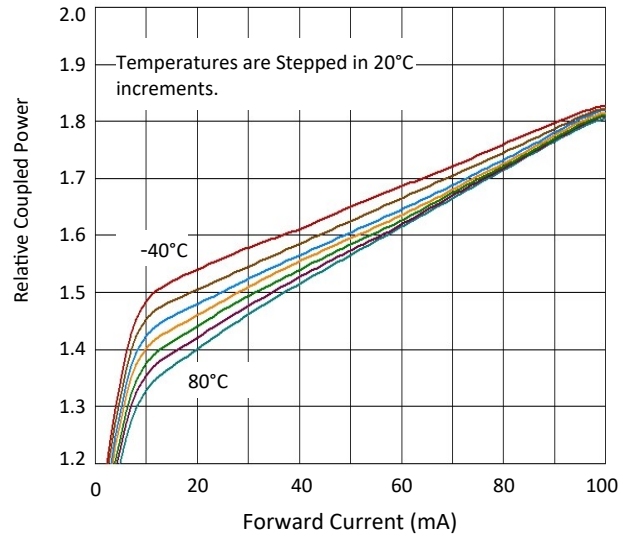
TT Electronics | OPTEK Technology
1645 Wallace Drive, Carrollton, TX 75006 | Ph: +1 972 323 2200
www.ttelectronics.com | sensors@ttelectronics.com

Performance

Relative Coupled Power vs. Forward Current



Typical Forward Voltage vs. Forward Current



General Note

TT Electronics reserves the right to make changes in product specification without notice or liability. All information is subject to TT Electronics' own data and is considered accurate at time of going to print.

TT Electronics | OPTEK Technology
1645 Wallace Drive, Carrollton, TX 75006 | Ph: +1 972 323 2200
www.ttelectronics.com | sensors@ttelectronics.com

Компания «Life Electronics» занимается поставками электронных компонентов импортного и отечественного производства от производителей и со складов крупных дистрибьюторов Европы, Америки и Азии.

С конца 2013 года компания активно расширяет линейку поставок компонентов по направлению коаксиальный кабель, кварцевые генераторы и конденсаторы (керамические, пленочные, электролитические), за счёт заключения дистрибьюторских договоров

Мы предлагаем:

- Конкурентоспособные цены и скидки постоянным клиентам.
- Специальные условия для постоянных клиентов.
- Подбор аналогов.
- Поставку компонентов в любых объемах, удовлетворяющих вашим потребностям.
- Приемлемые сроки поставки, возможна ускоренная поставка.
- Доставку товара в любую точку России и стран СНГ.
- Комплексную поставку.
- Работу по проектам и поставку образцов.
- Формирование склада под заказчика.
- Сертификаты соответствия на поставляемую продукцию (по желанию клиента).
- Тестирование поставляемой продукции.
- Поставку компонентов, требующих военную и космическую приемку.
- Входной контроль качества.
- Наличие сертификата ISO.

В составе нашей компании организован Конструкторский отдел, призванный помогать разработчикам, и инженерам.

Конструкторский отдел помогает осуществить:

- Регистрацию проекта у производителя компонентов.
- Техническую поддержку проекта.
- Защиту от снятия компонента с производства.
- Оценку стоимости проекта по компонентам.
- Изготовление тестовой платы монтаж и пусконаладочные работы.



Тел: +7 (812) 336 43 04 (многоканальный)

Email: org@lifeelectronics.ru