

Fuse modular terminal block - UK 5-HESILED 24 N - 3000540

Please be informed that the data shown in this PDF Document is generated from our Online Catalog. Please find the complete data in the user's documentation. Our General Terms of Use for Downloads are valid (<http://download.phoenixcontact.com>)



Fuse modular terminal block, Number of positions: 1, Connection method: Screw connection, Cross section: 0.2 mm²- 6 mm², AWG: 24 - 10, Nominal current: 6.3 A, Nominal voltage: 500 V, Width: 8.2 mm, Fuse type: G / 5 x 20, Fuse type: Glass, Mounting type: NS 35/7,5, NS 35/15, NS 32, Color: black



Key commercial data

Packing unit	1 1
Minimum order quantity	50 1
Weight per Piece (excluding packing)	14.8 GRM
Custom tariff number	85369085
Country of origin	China

Technical data

General

Number of levels	1
Number of connections	2
Color	black
Insulating material	PA
Inflammability class according to UL 94	V0
Fuse	G / 5 x 20
Fuse type	Glass
Rated surge voltage	6 kV
Pollution degree	3
Surge voltage category	III
Insulating material group	I
Connection in acc. with standard	IEC 60947-7-3
Nominal current I _N	6.3 A
Nominal voltage U _N	500 V (As a fuse terminal block)

Fuse modular terminal block - UK 5-HESILED 24 N - 3000540

Technical data

General

Power loss	max. 1.6 W (With single arrangement of the fuse terminal block in the event of overload)
	max. 1.6 W (With interconnected arrangement of several fuse terminal blocks in the event of overload)
	max. 4 W (With single arrangement of the fuse terminal block in the event of a short-circuit)
	max. 2.5 W (With interconnected arrangement of several fuse terminal blocks in the event of a short-circuit)
LED voltage range	12 V AC/DC ... 30 V AC/DC
LED current range	0.7 mA ... 1.95 mA
Open side panel	ja
Number of positions	1

Dimensions

Width	8.2 mm
Length	58 mm
Height NS 35/7,5	50 mm
Height NS 35/15	57.5 mm
Height NS 32	58 mm

Connection data

Conductor cross section solid min.	0.2 mm ²
Conductor cross section solid max.	6 mm ²
Conductor cross section stranded min.	0.2 mm ²
Conductor cross section stranded max.	4 mm ²
Conductor cross section AWG/kcmil min.	24
Conductor cross section AWG/kcmil max	10
Conductor cross section stranded, with ferrule without plastic sleeve min.	0.25 mm ²
Conductor cross section stranded, with ferrule without plastic sleeve max.	4 mm ²
Conductor cross section stranded, with ferrule with plastic sleeve min.	0.25 mm ²
Conductor cross section stranded, with ferrule with plastic sleeve max.	2.5 mm ²
2 conductors with same cross section, solid min.	0.2 mm ²
2 conductors with same cross section, solid max.	1.5 mm ²
2 conductors with same cross section, stranded min.	0.2 mm ²
2 conductors with same cross section, stranded max.	1.5 mm ²
2 conductors with same cross section, stranded, ferrules without plastic sleeve, min.	0.25 mm ²
2 conductors with same cross section, stranded, ferrules without plastic sleeve, max.	1.5 mm ²
2 conductors with same cross section, stranded, TWIN ferrules with plastic sleeve, min.	0.5 mm ²

Fuse modular terminal block - UK 5-HESILED 24 N - 3000540

Technical data

Connection data

2 conductors with same cross section, stranded, TWIN ferrules with plastic sleeve, max.	2.5 mm ²
Cross section with insertion bridge, solid max.	4 mm ²
Cross section with insertion bridge, stranded max.	4 mm ²
Connection method	Screw connection
Stripping length	8 mm
Internal cylindrical gage	A4
Screw thread	M3
Tightening torque, min	0.6 Nm
Tightening torque max	0.8 Nm

Classifications

eCl@ss

eCl@ss 4.0	27141116
eCl@ss 4.1	27141116
eCl@ss 5.0	27141116
eCl@ss 5.1	27141116
eCl@ss 6.0	27141116
eCl@ss 7.0	27141116
eCl@ss 8.0	27141116

ETIM

ETIM 2.0	EC000897
ETIM 3.0	EC000899
ETIM 4.0	EC000899
ETIM 5.0	EC000899

UNSPSC

UNSPSC 6.01	30211811
UNSPSC 7.0901	39121410
UNSPSC 11	39121410
UNSPSC 12.01	39121410
UNSPSC 13.2	39121410

Accessories

Accessories

Bridge

Fuse modular terminal block - UK 5-HESILED 24 N - 3000540

Accessories

Insertion bridge - EBS 2- 8 - 3118151



Insertion bridge, Number of positions: 2, Color: gray

Insertion bridge - EBS 3- 8 - 3118148



Insertion bridge, Number of positions: 3, Color: gray

Insertion bridge - EBS 10- 8 - 3118135



Insertion bridge, Number of positions: 10, Color: gray

End block

End clamp - CLIPFIX 35 - 3022218



Quick mounting end clamp for NS 35/7,5 DIN rail or NS 35/15 DIN rail, with marking option, width: 9.5 mm, color: gray

End clamp - CLIPFIX 35-5 - 3022276



Quick mounting end clamp for NS 35/7,5 DIN rail or NS 35/15 DIN rail, with marking option, with parking option for FBS...5, FBS...6, KSS 5, KSS 6, width: 5.15 mm, color: gray

Fuse modular terminal block - UK 5-HESI LED 24 N - 3000540

Accessories

End clamp - E/NS 35 N - 0800886



End clamp, width: 9.5 mm, color: gray

End cover

End cover - D-UK 5-HESI N - 3000543



End cover, Length: 58 mm, Width: 2.2 mm, Height: 35.05 mm, Color: black

Labeled terminal marker

Zack marker strip - ZB 8 CUS - 0825011



Zack marker strip, Can be ordered: Strip, white, Labeled according to customer specifications, Mounting type: Snap into tall marker groove, For terminal block width: 8.2 mm, Lettering field: 10.5 x 8.15 mm

Marker for terminal blocks - UC-TM 8 CUS - 0824597



Marker for terminal blocks, Can be ordered: By sheet, white, Labeled according to customer specifications, Mounting type: Snap into tall marker groove, For terminal block width: 8.2 mm, Lettering field: 7.6 x 10.5 mm

Marker for terminal blocks - UCT-TM 8 CUS - 0829616



Marker for terminal blocks, Can be ordered: By sheet, white, Labeled according to customer specifications, Mounting type: Snap into tall marker groove, For terminal block width: 8.2 mm, Lettering field: 7.6 x 10.5 mm

Fuse modular terminal block - UK 5-HESILED 24 N - 3000540

Accessories

Mounting rail

DIN rail - NS 32 PERF 2000MM - 1201002



G-profile DIN rail, material: Steel, perforated, height 15 mm, width 32 mm, length 2 m

DIN rail - NS 32 UNPERF 2000MM - 1201015



G-profile DIN rail, material: Steel, unperforated, height 15 mm, width 32 mm, length 2 m

DIN rail perforated - NS 35/ 7,5 PERF 2000MM - 0801733



DIN rail, material: steel galvanized and passivated with a thick layer, perforated, height 7.5 mm, width 35 mm, length: 2000 mm

DIN rail - NS 35/ 7,5 UNPERF 2000MM - 0801681



DIN rail, material: Steel, unperforated, height 7.5 mm, width 35 mm, length: 2 m

DIN rail - NS 35/ 7,5 WH PERF 2000MM - 1204119



DIN rail 35 mm (NS 35)

Fuse modular terminal block - UK 5-HESILED 24 N - 3000540

Accessories

DIN rail - NS 35/ 7,5 WH UNPERF 2000MM - 1204122



DIN rail 35 mm (NS 35)

DIN rail, unperforated - NS 35/ 7,5 AL UNPERF 2000MM - 0801704



DIN rail, unperforated, Width: 35 mm, Height: 7.5 mm, Length: 2000 mm, Color: silver

DIN rail - NS 35/ 7,5 ZN PERF 2000MM - 1206421



DIN rail, material: Galvanized, perforated, height 7.5 mm, width 35 mm, length: 2 m

DIN rail - NS 35/ 7,5 ZN UNPERF 2000MM - 1206434



DIN rail, material: Galvanized, unperforated, height 7.5 mm, width 35 mm, length: 2 m

DIN rail - NS 35/ 7,5 CU UNPERF 2000MM - 0801762



DIN rail, material: Copper, unperforated, height 7.5 mm, width 35 mm, length: 2 m

Fuse modular terminal block - UK 5-HESILED 24 N - 3000540

Accessories

End cap - NS 35/ 7,5 CAP - 1206560

DIN rail end piece, for DIN rail NS 35/7.5



DIN rail perforated - NS 35/15 PERF 2000MM - 1201730



DIN rail, material: steel galvanized and passivated with a thick layer, perforated, height 15 mm, width 35 mm, length: 2000 mm

DIN rail - NS 35/15 UNPERF 2000MM - 1201714



DIN rail, material: Steel, unperforated, height 15 mm, width 35 mm, length: 2 m

DIN rail - NS 35/15 WH PERF 2000MM - 0806602



DIN rail 35 mm (NS 35)

DIN rail - NS 35/15 WH UNPERF 2000MM - 1204135



DIN rail 35 mm (NS 35)

Fuse modular terminal block - UK 5-HESILED 24 N - 3000540

Accessories

DIN rail, unperforated - NS 35/15 AL UNPERF 2000MM - 1201756



DIN rail, deep drawn, high profile, unperforated, 1.5 mm thick, material: aluminum, height 15 mm, width 35 mm, length 2000 mm

DIN rail - NS 35/15 ZN PERF 2000MM - 1206599



DIN rail, material: Galvanized, perforated, height 15 mm, width 35 mm, length: 2 m

DIN rail - NS 35/15 ZN UNPERF 2000MM - 1206586



DIN rail, material: Galvanized, unperforated, height 15 mm, width 35 mm, length: 2 m

DIN rail - NS 35/15 CU UNPERF 2000MM - 1201895



DIN rail, material: Copper, unperforated, 1.5 mm thick, height 15 mm, width 35 mm, length: 2 m

End cap - NS 35/15 CAP - 1206573



DIN rail end piece, for DIN rail NS 35/15

Fuse modular terminal block - UK 5-HESILED 24 N - 3000540

Accessories

DIN rail - NS 35/15-2,3 UNPERF 2000MM - 1201798



DIN rail, material: Steel, unperforated, 2.3 mm thick, height 15 mm, width 35 mm, length: 2 m

Planning and marking software

Software - CLIP-PROJECT ADVANCED - 5146040



Multilingual software for easy planning of Phoenix Contact on DIN rails together with the integrated TRABTECH-select software module for planning comprehensive surge protection concepts.

Software - CLIP-PROJECT PROFESSIONAL - 5146053



Multi-lingual software for terminal strip project planning. A marking module allows professional labeling of markers and labels for marking terminal blocks, conductors, cables and devices. The additionally integrated software module TRABTECH-select for planning comprehensive surge protection concepts.

Screwdriver tools

Screwdriver - SF-SL 0,6X3,5-100 S-VDE - 1212587



Actuation tool, for ST terminal blocks, VDE insulated, with slimmer insulation integrated in the blade, also suitable for use as a bladed screwdriver, size: 0.6 x 3.5 x 100 mm, 2-component grip, with non-slip grip

Terminal marking

Fuse modular terminal block - UK 5-HESILED 24 N - 3000540

Accessories

Zack marker strip - ZB 8:UNBEDRUCKT - 1052002



Zack marker strip, Strip, white, Unlabeled, Can be labeled with: Plotter, Mounting type: Snap into tall marker groove, For terminal block width: 8.2 mm, Lettering field: 10.5 x 8.15 mm

Marker for terminal blocks - UC-TM 8 - 0818072



Marker for terminal blocks, Sheet, white, Unlabeled, Can be labeled with: BLUEMARK CLED, BLUEMARK LED, Plotter, Mounting type: Snap into tall marker groove, For terminal block width: 8.2 mm, Lettering field: 7.6 x 10.5 mm

Marker for terminal blocks - UCT-TM 8 - 0828740

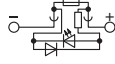


Marker for terminal blocks, Sheet, white, Unlabeled, Can be labeled with: THERMOMARK CARD PLUS, THERMOMARK CARD, BLUEMARK CLED, BLUEMARK LED, Mounting type: Snap into tall marker groove, For terminal block width: 8.2 mm, Lettering field: 7.6 x 10.5 mm

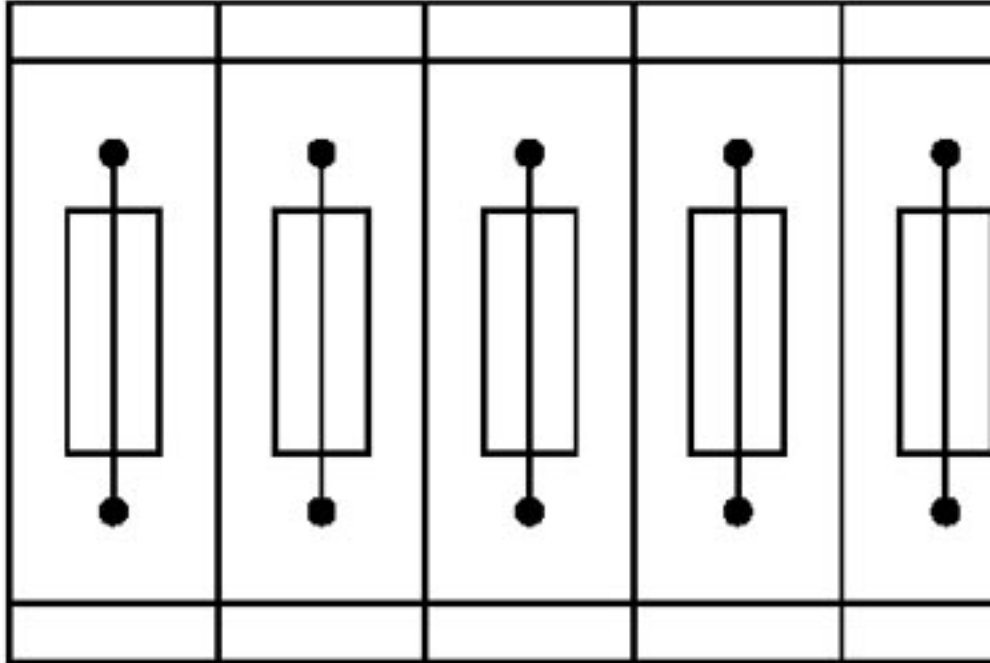
Drawings

Fuse modular terminal block - UK 5-HESILED 24 N - 3000540

Circuit diagram



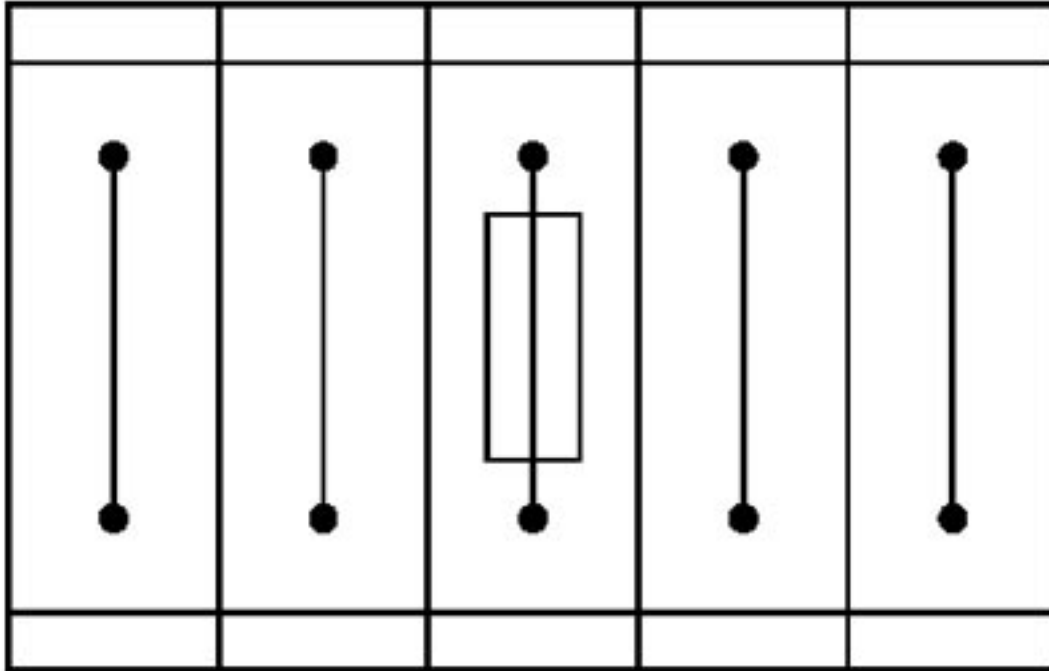
Application drawing



Fuse terminal blocks in interconnected arrangement,
block consisting of 5 fuse terminal blocks

Fuse modular terminal block - UK 5-HESILED 24 N - 3000540

Application drawing



Fuse terminal block in single arrangement,
block consisting of one fuse terminal block and 4 feed-through terminal blocks

Компания «Life Electronics» занимается поставками электронных компонентов импортного и отечественного производства от производителей и со складов крупных дистрибьюторов Европы, Америки и Азии.

С конца 2013 года компания активно расширяет линейку поставок компонентов по направлению коаксиальный кабель, кварцевые генераторы и конденсаторы (керамические, пленочные, электролитические), за счёт заключения дистрибьюторских договоров

Мы предлагаем:

- Конкурентоспособные цены и скидки постоянным клиентам.
- Специальные условия для постоянных клиентов.
- Подбор аналогов.
- Поставку компонентов в любых объемах, удовлетворяющих вашим потребностям.
- Приемлемые сроки поставки, возможна ускоренная поставка.
- Доставку товара в любую точку России и стран СНГ.
- Комплексную поставку.
- Работу по проектам и поставку образцов.
- Формирование склада под заказчика.
- Сертификаты соответствия на поставляемую продукцию (по желанию клиента).
- Тестирование поставляемой продукции.
- Поставку компонентов, требующих военную и космическую приемку.
- Входной контроль качества.
- Наличие сертификата ISO.

В составе нашей компании организован Конструкторский отдел, призванный помогать разработчикам, и инженерам.

Конструкторский отдел помогает осуществить:

- Регистрацию проекта у производителя компонентов.
- Техническую поддержку проекта.
- Защиту от снятия компонента с производства.
- Оценку стоимости проекта по компонентам.
- Изготовление тестовой платы монтаж и пусконаладочные работы.



Тел: +7 (812) 336 43 04 (многоканальный)

Email: org@lifeelectronics.ru