



Features

- Surface Mount 4 mm Square / Multiturn Cermet / Industrial / Sealed
- Halogen free** with date code 114
- Sealed to withstand board wash processing
- Pick and place centering design, with flush adjustment
- 4mm design meets EIA/EIAJ/IPC/VECI SMD standard trimmer footprint
- Low CRV - 1 %
- RoHS compliant* - see [processing information](#) on RoHS compliant surface mount trimmers
- For trimmer applications/processing guidelines, [click here](#)

3224 - 4 mm SMD Trimpot® Trimming Potentiometer

Electrical Characteristics

| | |
|------------------------------|---------------------------------|
| Standard Resistance Range | 10 to 2 megohm |
| | (see standard resistance table) |
| Resistance Tolerance | ±10 % std. |
| Absolute Minimum Resistance | 1 % or 2.0 ohms |
| | (whichever is greater) |
| Contact Resistance Variation | 1 % or 3 ohms max. |
| Resolution | Essentially Infinite |
| Insulation Resistance | 500 vdc. |
| | 100 megohms min. |
| Dielectric Strength | |
| Sea Level | 600 vac (1 minute) |
| Adjustment Angle | 12 turns nom. |

Environmental Characteristics

| | |
|-------------------------------|---------------------------------|
| Power Rating (300 volts max.) | |
| 85 °C | 0.25 watt |
| 150 °C | 0 watt |
| Temperature Range | -65 °C to +150 °C |
| Temperature Coefficient | ±100 ppm/°C |
| Humidity | MIL-STD 202 Method 106 |
| | TRS ±2 %; IR 10 megohms |
| Vibration | 20 G TRS ±1 %; VRS ±1 % |
| Shock | 100 G TRS ±1 %; VRS ±1 % |
| Load Life | @ 85 °C rated power 1,000 hours |
| TRS | 3 ohms or 3 % |
| | (whichever is greater) |
| Rotational Cycling | 200 cycles |
| TRS | 3 ohms or 3 % |
| | (whichever is greater) |
| Thermal Shock | 5 cycles |
| | TRS ±2 %; VRS ±1 % |

Physical Characteristics

| | |
|-------------------|--|
| Mechanical Stop | Wiper idles |
| Torque | 180 g-cm max. |
| Weight | Approximately 0.01 oz. |
| Marking | Manufacturer's code, resistance code and date code |
| Solderability | Per MIL-STD-202, Method 208 |
| Wiper | .50 % (Actual TR) ±10 % |
| Flammability | UL94V0 |
| Pushover Strength | |
| J, G | 4.4 lbs. |
| W, X | 1 lb. |
| Adjustment Tool | H-91 |

How To Order

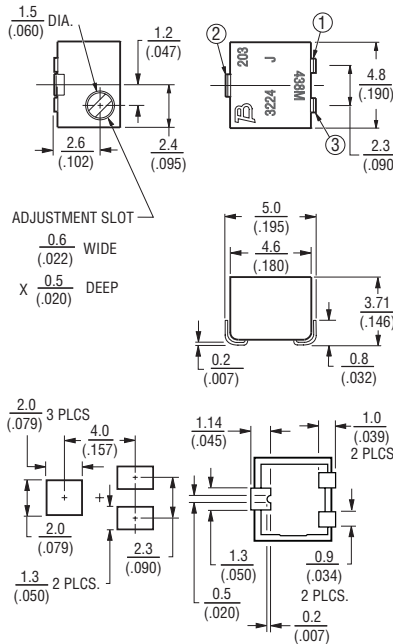
3224 J - 1 - 502 E

| | |
|--------------------------|---|
| Model | 3224 |
| Style | J |
| Standard or Modified | -1= IR Reflow (standard) |
| Product Indicator | †-2= Wave Solderable |
| | -FW5= .070" ± .010" Shaft Extension |
| Resistance Code | 502 |
| Embossed Tape Designator | E |
| | E = Style J, G: 500 pcs./7" reel (standard) |
| | Style W: 250 pcs./7" reel (standard) |
| | Style X: 200 pcs./7" reel (standard) |
| | G = Style J, G: 1500 pcs./13" reel (standard) |
| | Style W: 1000 pcs./13" reel (standard) |
| | Style X: 850 pcs./13" reel (standard) |
| Blank | = Style J, G: 1500 pcs./13" reel (FW5) |
| | Style W, X: 600 pcs./13" reel (FW5) |

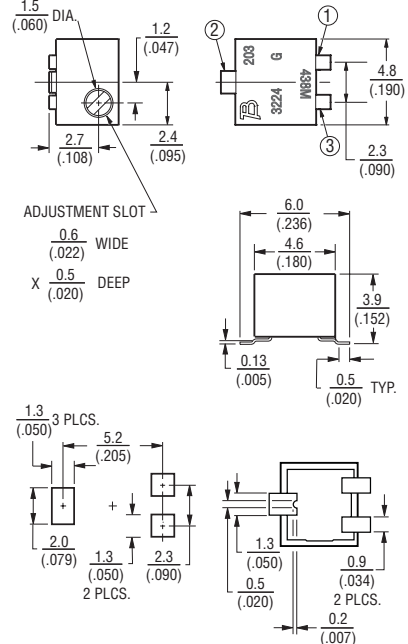
Consult factory for other available options.
† -2 has a treated stainless steel shaft

Product Dimensions

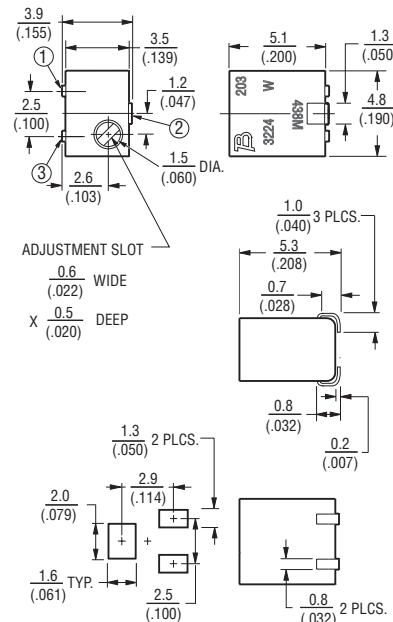
3224J Side Adjust



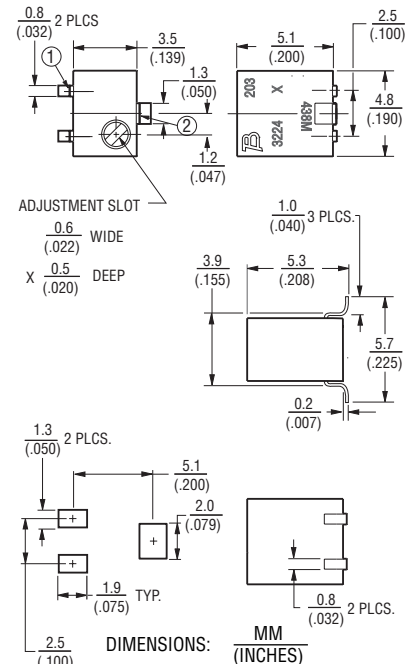
3224G Side Adjust



3224W Top Adjust



3224X Top Adjust



*RoHS Directive 2002/95/EC Jan 27, 2003 including Annex.

**Bourns follows the prevailing definition of "halogen free" in the industry. Bourns considers a product to be "halogen free" if (a) the Bromine (Br) content is 900 ppm or less; (b) the Chlorine (Cl) content is 900 ppm or less; and (c) the total Bromine (Br) and Chlorine (Cl) content is 1500 ppm or less. Specifications are subject to change without notice.

Customers should verify actual device performance in their specific applications.

Additional Features

- Top and side adjust styles
- J-hook, and gull-wing

3224 - Packaging Specifications

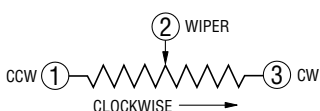
BOURNS®

J & G Styles



* Embossed Tape Designator "E"
 ** Embossed Tape Designator "G"
 (See How To Order chart for further information.)

Cover tape peel strength: Meets EIA specification 481.



W Style



W & X Style Reel



* Embossed Tape Designator "E"
 ** Embossed Tape Designator "G"
 (See How To Order chart for further information.)

Cover tape peel strength: Meets EIA specification 481.

DIMENSIONS: $\frac{\text{MM}}{\text{(INCHES)}}$
 TOLERANCES: $\pm \frac{0.25}{(.010)}$ EXCEPT WHERE NOTED

X Style



Standard Resistance Table

| Resistance (Ohms) | Resistance Code |
|-------------------|-----------------|
| 10 | 100 |
| 20 | 200 |
| 50 | 500 |
| 100 | 101 |
| 200 | 201 |
| 500 | 501 |
| 1,000 | 102 |
| 2,000 | 202 |
| 5,000 | 502 |
| 10,000 | 103 |
| 20,000 | 203 |
| 50,000 | 503 |
| 100,000 | 104 |
| 200,000 | 204 |
| 500,000 | 504 |
| 1,000,000 | 105 |
| 2,000,000 | 205 |

Popular distribution values listed in boldface.
 Special resistances available.

REV. 09/11

"Trimpot" is a registered trademark of Bourns, Inc.
 Specifications are subject to change without notice.
 Customers should verify actual device performance in their specific applications.

Компания «Life Electronics» занимается поставками электронных компонентов импортного и отечественного производства от производителей и со складов крупных дистрибьюторов Европы, Америки и Азии.

С конца 2013 года компания активно расширяет линейку поставок компонентов по направлению коаксиальный кабель, кварцевые генераторы и конденсаторы (керамические, пленочные, электролитические), за счёт заключения дистрибьюторских договоров

Мы предлагаем:

- Конкурентоспособные цены и скидки постоянным клиентам.
- Специальные условия для постоянных клиентов.
- Подбор аналогов.
- Поставку компонентов в любых объемах, удовлетворяющих вашим потребностям.
- Приемлемые сроки поставки, возможна ускоренная поставка.
- Доставку товара в любую точку России и стран СНГ.
- Комплексную поставку.
- Работу по проектам и поставку образцов.
- Формирование склада под заказчика.
- Сертификаты соответствия на поставляемую продукцию (по желанию клиента).
- Тестирование поставляемой продукции.
- Поставку компонентов, требующих военную и космическую приемку.
- Входной контроль качества.
- Наличие сертификата ISO.

В составе нашей компании организован Конструкторский отдел, призванный помогать разработчикам, и инженерам.

Конструкторский отдел помогает осуществить:

- Регистрацию проекта у производителя компонентов.
- Техническую поддержку проекта.
- Защиту от снятия компонента с производства.
- Оценку стоимости проекта по компонентам.
- Изготовление тестовой платы монтаж и пусконаладочные работы.



Тел: +7 (812) 336 43 04 (многоканальный)

Email: org@lifeelectronics.ru