

| PRODUCT NUMBER   | DESCRIPTION      | NOTES      |
|------------------|------------------|------------|
| 10117771-XXXXLF  | NON-HF           | SEE SHT. 3 |
| 10117771-XXXXHLF | HALOGEN FREE (H) | SEE SHT. 3 |



CABLE  
SEE TABLE 2 & 3  
NOTE 9 & 15

END P2  
MINI SAS  
CABLE CONNECTOR

END P1  
MINI SAS HD 4X  
CABLE CONNECTOR

HEAT SHRINK  
TUBE (2X)



(10.45)

("DIM M")  
SEE P/N TABLES

100mm ± 15mm

2X (13.0)

P1 LABEL  
SEE NOTE 5



HEAT SHRINK  
TUBE

60mm ± 15mm

P2 LABEL  
SEE NOTE 5

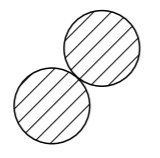
CABLE TIE COLOR: BLACK  
SEE NOTE 10



12.75

(25mm)

SECTION A-A  
SCALE 2:1  
CABLE ORIENTATION ONLY  
MSAS END P2



|             |                |   |                |                    |                        |               |              |     |
|-------------|----------------|---|----------------|--------------------|------------------------|---------------|--------------|-----|
| dr          | Deborah Ingram | 2011/03/17  | projection     | MM                 | size                   | A3            | scale        | 1:1 |
| eng         | Tom Feng       | 2015/08/12  |                |                    | ecn no                 | ELX-N-21649-1 |              |     |
| chr         | -              | -   |                |                    | rel level              | Released      |              |     |
| appr        | Frank Mao      | 2015/08/12  | product family | C&A                |                        |               |              |     |
|             |                | title<br>Mini SAS HD 4X TO Mini SAS 2.1<br>TRAINED UNIVERSAL FINAL ASSEMBLY (6Gb/s) |                | dwg no<br>10117771 | rev<br>C               |               |              |     |
| www.fci.com |                | cat. no.  | -              |                    | Product - Customer Drw |               | sheet 1 of 5 |     |



Copyright FCI.

| PRODUCT NUMBER   | DESCRIPTION      | NOTES      |
|------------------|------------------|------------|
| 10117771-XXXXLF  | NON-HF           | SEE SHT. 3 |
| 10117771-XXXXHLF | HALOGEN FREE (H) | SEE SHT. 3 |



END P1  
Mini SAS HD 4X  
ISOMETRIC VIEW



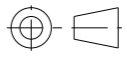

END P2  
Mini SAS  
ISOMETRIC VIEW

|             |                |   |                |                        |           |               |       |     |
|-------------|----------------|---|----------------|------------------------|-----------|---------------|-------|-----|
| dr          | Deborah Ingram | 2011/03/17  | projection<br> | MM<br>                 | size      | A3            | scale | 1:1 |
| eng         | Tom Feng       | 2015/08/12  |                |                        | ecn no    | ELX-N-21649-1 |       |     |
| chr         | -              | -   |                |                        | rel level | Released      |       |     |
| appr        | Frank Mao      | 2015/08/12  | product family | C&A                    |           |               |       |     |
|             |                | title<br>Mini SAS HD 4X TO Mini SAS 2.1<br>TRAINED UNIVERSAL FINAL ASSEMBLY (6Gb/s) |                | dwg no<br>10117771     | rev<br>C  |               |       |     |
| www.fci.com |                | cat. no.  | -              | Product - Customer Drw |           | sheet 2 of 5  |       |     |

| PRODUCT NUMBER   | DESCRIPTION      | NOTES      |
|------------------|------------------|------------|
| 10117771-XXXXLF  | NON-HF           | SEE SHT. 3 |
| 10117771-XXXXHLF | HALOGEN FREE (H) | SEE SHT. 3 |

| PRODUCT NUMBER<br>(HALOGEN FREE)<br>SEE NOTE 9 & 15 | AWG    | "DIM L"<br>LENGTH<br>(Meters) | "DIM M"<br>HIEGHT<br>(mm) |
|---|--------|-------------------------------|---------------------------|
| 10117771-5030HLF                                    | 24 AWG | 3 M                           | (20.1)                    |
| 10117771-5040HLF                                    | 24 AWG | 4 M                           | (20.1)                    |
| 10117771-5050HLF                                    | 24 AWG | 5 M                           | (20.1)                    |
| 10117771-5060HLF                                    | 24 AWG | 6 M                           | (20.1)                    |
| 10117771-5070HLF                                    | 24 AWG | 7 M                           | (20.1)                    |
| 10117771-5080HLF                                    | 24 AWG | 8 M                           | (20.1)                    |
| 10117771-5090HLF                                    | 24 AWG | 9 M                           | (20.1)                    |
| 10117771-5100HLF                                    | 24 AWG | 10 M                          | (20.1)                    |
| 10117771-4020HLF                                    | 26 AWG | 2 M                           | (20.1)                    |
| 10117771-4030HLF                                    | 26 AWG | 3 M                           | (20.1)                    |
| 10117771-4040HLF                                    | 26 AWG | 4 M                           | (20.1)                    |
| 10117771-4050HLF                                    | 26 AWG | 5 M                           | (20.1)                    |
| 10117771-4060HLF                                    | 26 AWG | 6 M                           | (20.1)                    |
| 10117771-4070HLF                                    | 26 AWG | 7 M                           | (20.1)                    |
| 10117771-4080HLF                                    | 26 AWG | 8 M                           | (20.1)                    |
| 10117771-3010HLF                                    | 28 AWG | 1 M                           | (17.3)                    |
| 10117771-3020HLF                                    | 28 AWG | 2 M                           | (17.3)                    |
| 10117771-3030HLF                                    | 28 AWG | 3 M                           | (17.3)                    |
| 10117771-3040HLF                                    | 28 AWG | 4 M                           | (17.3)                    |
| 10117771-3050HLF                                    | 28 AWG | 5 M                           | (17.3)                    |
| 10117771-3060HLF                                    | 28 AWG | 6 M                           | (17.3)                    |
| 10117771-2005HLF                                    | 30 AWG | 0.5 M                         | (17.3)                    |
| 10117771-2010HLF                                    | 30 AWG | 1 M                           | (17.3)                    |
| 10117771-2020HLF                                    | 30 AWG | 2 M                           | (17.3)                    |
| 10117771-2030HLF                                    | 30 AWG | 3 M                           | (17.3)                    |
| 10117771-2040HLF                                    | 30 AWG | 4 M                           | (17.3)                    |

| PRODUCT NUMBER<br>(NON-HALOGEN FREE)<br>SEE NOTE 15 | AWG    | "DIM L"<br>LENGTH<br>(Meters) | "DIM M"<br>HIEGHT<br>(mm) |
|---|--------|-------------------------------|---------------------------|
| 10117771-5030LF                                     | 24 AWG | 3 M                           | (20.1)                    |
| 10117771-5040LF                                     | 24 AWG | 4 M                           | (20.1)                    |
| 10117771-5050LF                                     | 24 AWG | 5 M                           | (20.1)                    |
| 10117771-5060LF                                     | 24 AWG | 6 M                           | (20.1)                    |
| 10117771-5070LF                                     | 24 AWG | 7 M                           | (20.1)                    |
| 10117771-5080LF                                     | 24 AWG | 8 M                           | (20.1)                    |
| 10117771-5090LF                                     | 24 AWG | 9 M                           | (20.1)                    |
| 10117771-5100LF                                     | 24 AWG | 10 M                          | (20.1)                    |
| 10117771-4020LF                                     | 26 AWG | 2 M                           | (20.1)                    |
| 10117771-4030LF                                     | 26 AWG | 3 M                           | (20.1)                    |
| 10117771-4040LF                                     | 26 AWG | 4 M                           | (20.1)                    |
| 10117771-4050LF                                     | 26 AWG | 5 M                           | (20.1)                    |
| 10117771-4060LF                                     | 26 AWG | 6 M                           | (20.1)                    |
| 10117771-4070LF                                     | 26 AWG | 7 M                           | (20.1)                    |
| 10117771-4080LF                                     | 26 AWG | 8 M                           | (20.1)                    |
| 10117771-3010LF                                     | 28 AWG | 1 M                           | (17.3)                    |
| 10117771-3020LF                                     | 28 AWG | 2 M                           | (17.3)                    |
| 10117771-3030LF                                     | 28 AWG | 3 M                           | (17.3)                    |
| 10117771-3040LF                                     | 28 AWG | 4 M                           | (17.3)                    |
| 10117771-3050LF                                     | 28 AWG | 5 M                           | (17.3)                    |
| 10117771-3060LF                                     | 28 AWG | 6 M                           | (17.3)                    |
| 10117771-2005LF                                     | 30 AWG | 0.5 M                         | (17.3)                    |
| 10117771-2010LF                                     | 30 AWG | 1 M                           | (17.3)                    |
| 10117771-2020LF                                     | 30 AWG | 2 M                           | (17.3)                    |
| 10117771-2030LF                                     | 30 AWG | 3 M                           | (17.3)                    |
| 10117771-2040LF                                     | 30 AWG | 4 M                           | (17.3)                    |

|   |                |   |   |                        |                              |
|---|----------------|---|---|------------------------|------------------------------|
| dr  | Deborah Ingram | 2011/03/17  | projection<br> | size<br>A3             | scale<br>1:1                 |
| eng   | Tom Feng       | 2015/08/12  |   |                        |                              |
| chr   | -              | -   |   |                        |                              |
| appr  | Frank Mao      | 2015/08/12  | product family  | C&A                    | rel level<br><b>Released</b> |
|  |                | title<br>Mini SAS HD 4X TO Mini SAS 2.1<br>TRAINED UNIVERSAL FINAL ASSEMBLY (6Gb/s) |   | dwg no<br>10117771     | rev<br><b>C</b>              |
| <a href="http://www.fci.com">www.fci.com</a>  |                | cat. no.  | -   | Product - Customer Drw |                              |



Copyright FCI.

| PRODUCT NUMBER   | DESCRIPTION      | NOTES      |
|------------------|------------------|------------|
| 10117771-XXXXLF  | NON-HF           | SEE SHT. 3 |
| 10117771-XXXXHLF | HALOGEN FREE (H) | SEE SHT. 3 |



KEY 3 & KEY SLOT 2, 4 & 6  
 ○ ◇ UNIVERSAL PORT

**END P2  
MINI SAS**



**BEND RADIUS  
TOP VIEW OF CONNECTOR**

| MINI SAS HD<br>MINIMUM BEND TABLE |                 |                     |
|-----------------------------------|-----------------|---------------------|
| CABLE                             | "DIM Y"<br>(HF) | "DIM Y"<br>(NON-HF) |
| 24 AWG                            | 92.8            | 90.5                |
| 26 AWG                            | 87.5            | 85.1                |
| 28 AWG                            | 81.5            | 79.1                |
| 30 AWG                            | 77.9            | 74.3                |

| MINI SAS 2.1<br>MINIMUM BEND TABLE |                 |                     |
|------------------------------------|-----------------|---------------------|
| CABLE                              | "DIM Y"<br>(HF) | "DIM Y"<br>(NON-HF) |
| 24 AWG                             | 90.6            | 88.3                |
| 26 AWG                             | 85.3            | 82.9                |
| 28 AWG                             | 79.3            | 76.9                |
| 30 AWG                             | 75.7            | 72.1                |

| WIRING LIST (SEE NOTE 6) |      |                    |                  |        |
|--------------------------|------|--------------------|------------------|--------|
| P1<br>(MINI SAS HD)      |      | CONDUCTOR #        | P2<br>(MINI SAS) |        |
| SIGNAL                   | PIN# |                    | PIN#             | SIGNAL |
| GND                      | A9   | PAIR 2             | B7               | GND    |
| Rx 1-                    | A5   |                    | B6               | Tx 1-  |
| Rx 1+                    | A4   |                    | B5               | Tx 1+  |
| GND                      | A3   | PAIR 4             | B4               | GND    |
| Rx 3-                    | A8   |                    | B12              | Tx 3-  |
| Rx 3+                    | A7   |                    | B11              | Tx 3+  |
| GND                      | A6   | NO THRU CONNECTION | B13              | GND    |
| N/C                      | A1   |                    |                  |        |
| Interrupt                | A2   |                    |                  |        |
| GND                      | B9   | PAIR 1             |                  | GND    |
| RX 0-                    | B5   |                    | B3               | TX 0-  |
| RX 0+                    | B4   |                    | B2               | TX 0+  |
| GND                      | B3   | PAIR 3             | B1               | GND    |
| RX 2-                    | B8   |                    | B9               | TX 2-  |
| RX 2+                    | B7   |                    | B8               | TX 2+  |
| GND                      | B6   | NO THRU CONNECTION | B10              | GND    |
| N/C                      | B1   |                    |                  |        |
| Mod_PRS_L (GND)          | B2   |                    |                  |        |
| GND                      | C9   | PAIR 2             | A7               | GND    |
| TX 1-                    | C5   |                    | A6               | RX 1-  |
| TX 1+                    | C4   |                    | A5               | RX 1+  |
| GND                      | C3   | PAIR 4             | A4               | GND    |
| TX 3-                    | C8   |                    | A12              | RX 3-  |
| TX 3+                    | C7   |                    | A11              | RX 3+  |
| GND                      | C6   | NO THRU CONNECTION | A13              | GND    |
| SCL                      | C1   |                    |                  |        |
| SDA                      | C2   |                    |                  |        |
| GND                      | D9   | PAIR 1             |                  | GND    |
| TX 0-                    | D5   |                    | A3               | RX 0-  |
| TX 0+                    | D4   |                    | A2               | RX 0+  |
| GND                      | D3   | PAIR 3             | A1               | GND    |
| TX 2-                    | D8   |                    | A9               | RX 2-  |
| TX 2+                    | D7   |                    | A8               | RX 2+  |
| GND                      | D6   | NO THRU CONNECTION | A10              | GND    |
| N/C                      | D1   |                    |                  |        |
| V+3.3 for EEPROM         | D2   |                    |                  |        |
| SHELL                    |      | BRAID              |                  | SHELL  |

|             |                |                                |                |                        |                |               |       |     |
|-------------|----------------|--------------------------------|----------------|------------------------|----------------|---------------|-------|-----|
| dr          | Deborah Ingram | 2011/03/17                     | projection<br> | MM<br>                 | size           | A3            | scale | 1:1 |
| eng         | Tom Feng       | 2015/08/12                     |                |                        | ecn no         | ELX-N-21649-1 |       |     |
| chr         | -              | -                              |                |                        | rel level      | Released      |       |     |
| appr        | Frank Mao      | 2015/08/12                     |                |                        | product family | C&A           |       |     |
|             |                | Mini SAS HD 4X TO Mini SAS 2.1 |                | dwg no                 | 10117771       | rev           | C     |     |
| www.fci.com |                | cat. no.                       | -              | Product - Customer Drw |                | sheet 4 of 5  |       |     |

| PRODUCT NUMBER   | DESCRIPTION      | NOTES      |
|------------------|------------------|------------|
| 10117771-XXXXLF  | NON-HF           | SEE SHT. 3 |
| 10117771-XXXXHLF | HALOGEN FREE (H) | SEE SHT. 3 |

NOTES:

1 - MATERIALS MINI SAS HD (END P1)  
 BACK SHELLS: ZINC DIE CAST/ COPPER UNDER PLATE/NICKEL OVER PLATE  
 PULL TAB: THERMOPLASTIC POLYMER  
 LATCH: STAINLESS STEEL  
 FERRULE: BRASS  
 EMI GASKETS: STAINLESS STEEL  
 LOCTITE  
 HEAT SHRINK: HIGH POLYMER  
 PADDLE CARD: PRINTED CIRCUIT SUBSTRATE

MATERIALS MINI SAS (END P2)  
 BACK SHELLS: ZINC DIE CAST  
 PULL TAB: THERMOPLASTIC POLYMER  
 LATCH: STAINLESS STEEL  
 JET MELT: POLYAMIDE POLYMER  
 HEAT SHRINK: POLYOLEFIN  
 PADDLE CARD: PRINTED CIRCUIT SUBSTRATE

△ CABLE LABEL EXAMPLE:



FCI SERIAL NUMBER IS ONLY USED FOR TRACKING PRODUCT ,  
 SERIAL NUMBER IS DEFINED AS BELOW:



CE MARK VERTICAL DIMENSION MAY NOT BE LESS THAN 5mm,

2 - ELECTRICAL PERFORMANCE PER CURRENT REVISION: T10/SAS-2.1

△ 3 - THIS PRODUCT MEETS THE RESTRICTION OF HAZARDOUS SUBSTANCES IN ELECTRICAL AND ELECTRONIC EQUIPMENT (RoHS) DIRECTIVE (2011/65/EU)

△ 4 - UNLESS OTHERWISE SPECIFIED ASSEMBLED LENGTH TOLERANCE IS TO BE:  
 "DIM L" < 1 METERS = ±25mm  
 "DIM L" = 1 METER TO 10 METER = 2% OF "DIM L"

5- LABEL DETAILS:

|                               |                |
|-------------------------------|----------------|
| MANUFACTURER CODE OR NAME     | COUNTRY ORIGIN |
| FCI P/N                       | <b>CE MARK</b> |
| FCI CUSTOMER DRAWING REVISION |                |
| FCI SERIAL NUMBER             |                |
| BAR CODE OF SERIAL NUMBER     |                |

FONT SHALL BE CLEARLY VISIBLE AND BLACK IN COLOR.  
 CE MARK VERTICAL DIMENSION MAY NOT BE LESS THAN 5mm.

6- ALL CABLE ASSEMBLIES SHALL BE 100% TESTED FOR CONTINUITY AS DEFINED IN WIRING LIST.

7 -PACKAGING OF LEAD FREE PRODUCTS MEETS LABELING AND PACKAGING PER SPECIFICATION GS-14-920.

△ PACKAGE CABLE ASSEMBLIES PER GS-14-1272. DUST COVER IS TO BE APPLIED TO MINI SAS HD CONNECTOR PRIOR TO SHIPPING. CE MARK SHOULD BE ADDED ON FCI STANDARD PACKAGE LABEL(G1 LABEL),CE MARK VERTICAL DIM. MAY NOT BE LESS THAN 5mm.

8- THIS DIMENSION IS A FINISHED PRODUCT LENGTH.

9. "H" IN THE PART NUMBER DENOTES USE OF HALOGEN FREE CABLE.

10. PLACE A CABLE TIE EVERY 0.5 METERS, IN THE CASE OF A 0.5 METER CABLE LENGTH, PLACE THE CABLE TIE MIDWAY BETWEEN CONNECTORS.

11. A "△" SYMBOL WILL BE NEXT TO ANY DIMENSION, VIEW, OR NOTE WHICH HAS BEEN MODIFIED WITH THE CURRENT DRAWING REVISION. THE CURRENT REVISION WILL BE SHOWN IN THE SYMBOL.

12. MATES TO SERIES: MINI SAS HD - 10112626 or 10112627 or 10112628  
 MINI SAS 2.1 - BOARD CONNECTOR 10098870 AND CAGE 10098871

13. OTHER TESTING PERFORMED AS REQUIRED BY PRODUCT SPECIFICATION: MINISAS HD GS-12-651, MINI SAS 2.1 GS-12-548

△ 14. EEPROM INFORMATION OF MSHD SIDE REFER TO FCI PRODUCT SPEC. GS-12-651.

△ 15. CABLE IS OPTIONAL, WHICH HAD BEEN QUALIFIED BY FCI AND MEET FCI PRODUCT SPEC. GS-12-651/548.

|             |                |            |                |                        |                |               |       |     |
|-------------|----------------|------------|----------------|------------------------|----------------|---------------|-------|-----|
| dr          | Deborah Ingram | 2011/03/17 | projection<br> | MM<br>←→               | size           | A3            | scale | 1:1 |
| eng         | Tom Feng       | 2015/08/12 |                |                        | ecn no         | ELX-N-21649-1 |       |     |
| chr         | -              | -          |                |                        | rel level      | Released      |       |     |
| appr        | Frank Mao      | 2015/08/12 |                |                        | product family | C&A           |       |     |
| www.fci.com |                | cat. no.   | -              | Product - Customer Drw | sheet 5 of 5   |               |       |     |

|  |  |        |          |     |   |
|--|--|--------|----------|-----|---|
|  | Mini SAS HD 4X TO Mini SAS 2.1<br>TRAINED UNIVERSAL FINAL ASSEMBLY (6Gb/s) | dwg no | 10117771 | rev | C |
|--|--|--------|----------|-----|---|



Copyright FCI.

Компания «Life Electronics» занимается поставками электронных компонентов импортного и отечественного производства от производителей и со складов крупных дистрибьюторов Европы, Америки и Азии.

С конца 2013 года компания активно расширяет линейку поставок компонентов по направлению коаксиальный кабель, кварцевые генераторы и конденсаторы (керамические, пленочные, электролитические), за счёт заключения дистрибьюторских договоров

Мы предлагаем:

- Конкурентоспособные цены и скидки постоянным клиентам.
- Специальные условия для постоянных клиентов.
- Подбор аналогов.
- Поставку компонентов в любых объемах, удовлетворяющих вашим потребностям.
- Приемлемые сроки поставки, возможна ускоренная поставка.
- Доставку товара в любую точку России и стран СНГ.
- Комплексную поставку.
- Работу по проектам и поставку образцов.
- Формирование склада под заказчика.
- Сертификаты соответствия на поставляемую продукцию (по желанию клиента).
- Тестирование поставляемой продукции.
- Поставку компонентов, требующих военную и космическую приемку.
- Входной контроль качества.
- Наличие сертификата ISO.

В составе нашей компании организован Конструкторский отдел, призванный помогать разработчикам, и инженерам.

Конструкторский отдел помогает осуществить:

- Регистрацию проекта у производителя компонентов.
- Техническую поддержку проекта.
- Защиту от снятия компонента с производства.
- Оценку стоимости проекта по компонентам.
- Изготовление тестовой платы монтаж и пусконаладочные работы.



Тел: +7 (812) 336 43 04 (многоканальный)  
Email: [org@lifeelectronics.ru](mailto:org@lifeelectronics.ru)