


SURFACE MOUNT 10BASE-T INTERFACE MODULES

Fully Integrated for Adapter, Hub, and Motherboard Applications



- Available in enhanced or standard design versions
- Low profile surface mount package
- E2000 series part numbers designed for AMD, DEC, LSI, Motorola, and National transceivers
- RoHS peak reflow temperature rating 245°C

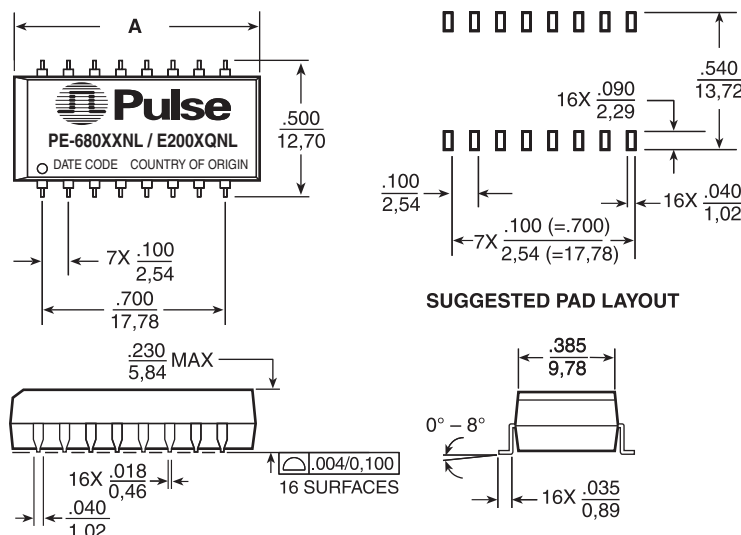
Electrical Specifications @25°C / Operating Temperature 0°C to +70°C

RoHS Compliant Part Number	Insertion Loss to 10 MHz (dB MAX)	Attenuation (TX) (dB MIN)			Return Loss 5 MHz to 10 MHz (dB MIN)		Crosstalk (db MIN)	Common Mode Rejection (TX) (dB MIN)					Hipot (Vrms MIN)
		30 MHz	40 MHz	100 MHz	100 Ω	98 ±13 Ω		5-10 MHz	5 MHz	10 MHz	50 MHz	100 MHz	
PE-68025QNL*	-6.0	-35	-35	-35	-18	-15	-35	-60	-60	-55	-50	-45	1500
PE-68026NL*	-1.0	-30	-35	-35	-18	-15	-35	-60	-60	-55	-50	-45	1500
PE-68027QNL*	-6.5	-35	-35	-35	-18	-15	-35	-60	-60	-55	-50	-45	1500
PE-68056NL	-1.0	-30	-27	-27	-18	-15	-30	-40	-30	-50	-45	—	1500
E2001QNL	-5.5	-30	-30	-35	-18	-15	-30	-35	-30	-55	-50	—	1500
E2003QNL	-6.0	-30	-27	-27	-18	-15	-35	-40	-35	-45	-30	—	1500
E2007QNL	-5.0	-30	-35	-40	-18	-15	-25	-35	-30	-55	-50	—	1500
E2009QNL	-1.0	-30	-27	-27	-18	-15	-35	-40	-35	-45	-45	—	1500

NOTE: Part numbers indicated with an asterisk (*) are enhanced performance parts. All transmit turns ratios are 1:1, except the E2009 which is 1: 1.414. For the PE-680XXNL part series, the receive and transmit sides meet IEEE 802.3i 1993 specifications, while transmit side is enhanced for FCC/VDE Class B system emissions requirement. Specifications reflect filter sections. Additional attenuation is due to predistortion resistors.

Mechanical

PE-680XXNL, E200XQNL



Part Number	Dimension A
E200XQNL	1.00/25,40
PE-680XX/Q/NL	.920/23,37

Weight 2.5 grams
 Tube20/tube
Tape & Reel
 PE-680XX 250/reel
 E200X 300/reel

Dimensions: $\frac{\text{Inches}}{\text{mm}}$
 Unless otherwise specified, all tolerances are $\pm \frac{.010}{0,25}$

SURFACE MOUNT 10BASE-T INTERFACE MODULES



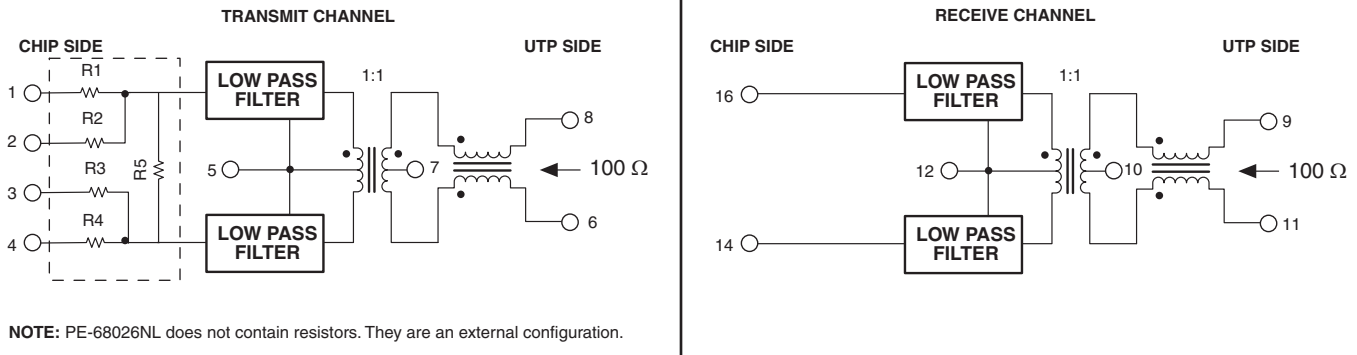
Fully Integrated for Adapter, Hub, and
Motherboard Applications

Resistor Values (Ω)

Part Number	IC Manufacturer	R1	R2	R3	R4	R5	R6	R7
PE-68025QNL	AMD	TXD (+) = 61.9	TXP (+) = 422	TXD (-) = 61.9	TXP (-) = 422	1.2k	RX (+) = 49.9	RX (-) = 49.9
PE-68026NL	Various	—	—	—	—	—	—	—
PE-68027QNL	National	TXOD (+) = 274	TXO (+) = 66.5	TXO (-) = 66.5	TXOD (+) = 274	806	RX (+) = 49.9	RX (-) = 49.9

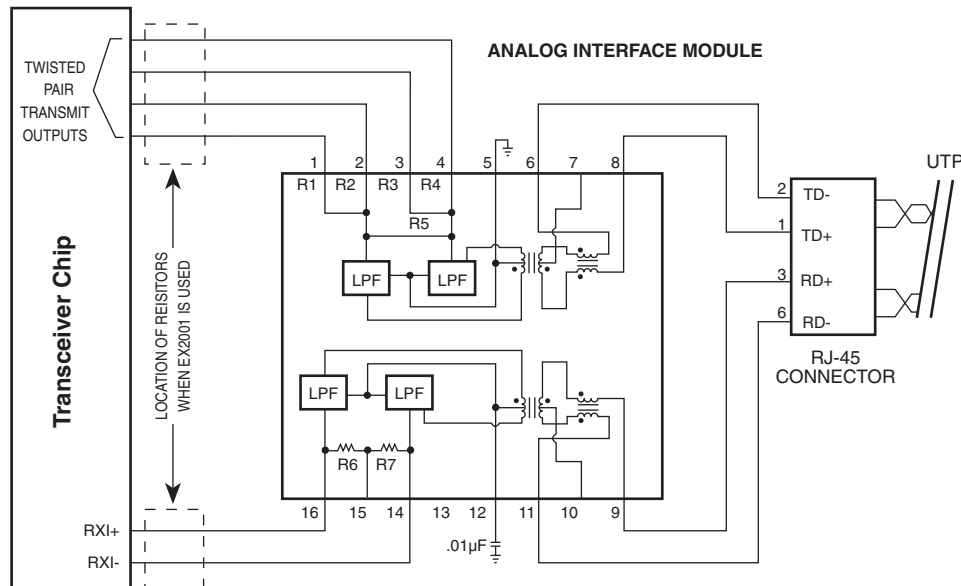
Schematic

PE-68025QNL, PE-68026NL, PE-68027QNL



Typical Application Circuit

PE-68025QNL, PE-68026NL, PE-68027QNL



SURFACE MOUNT 10BASE-T INTERFACE MODULES



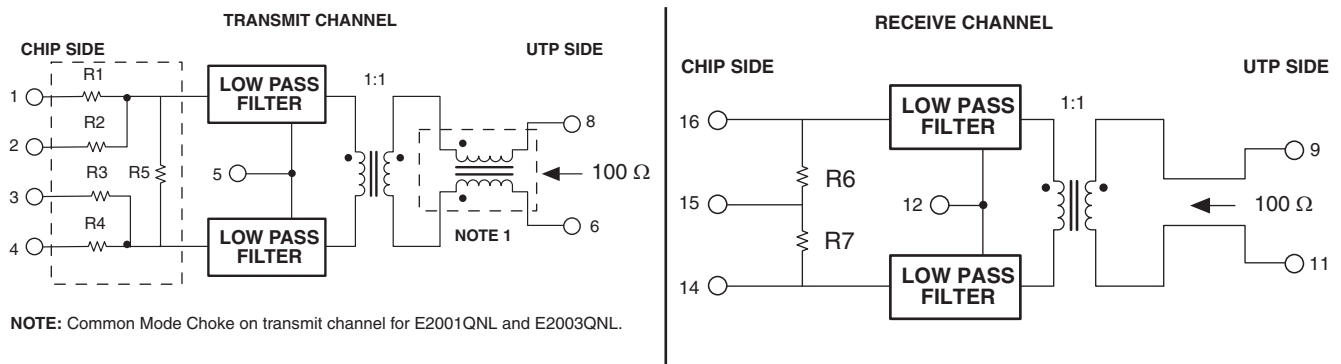
Fully Integrated for Adapter, Hub, and
Motherboard Applications

Resistor Values (Ω)

Part Number	IC Manufacturer	R1	R2	R3	R4	R5	R6	R7
E2001QNL	National	348.0	53.6	53.6	348.0	806	49.9	49.9
E2003QNL	AMD	61.9	422.0	61.9	422.0	1,210	49.9	49.9
E2007QNL	Motorola	39.0	—	39	—	—	49.9	49.9

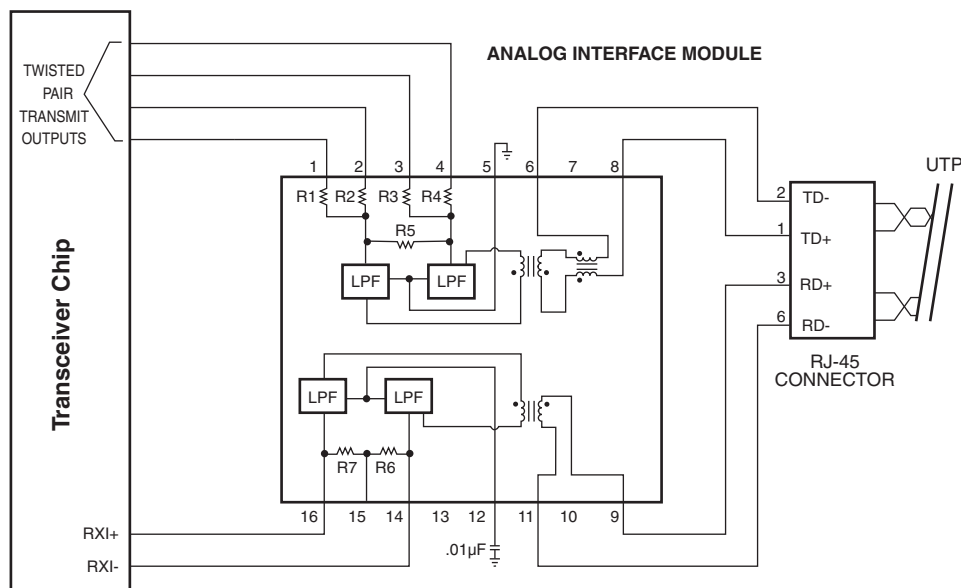
Schematic

E2001QNL, E2003QNL, E2007QNL



Typical Application Circuit

E2001QNL, E2003QNL, E2007QNL



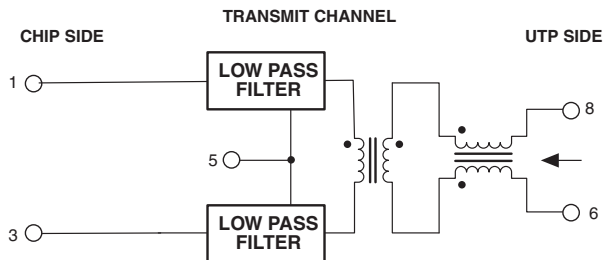
SURFACE MOUNT 10BASE-T INTERFACE MODULES

Fully Integrated for Adapter, Hub, and Motherboard Applications

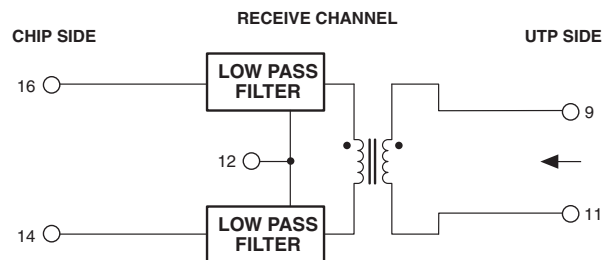


Schematic

E2009QNL, PE-68056NL



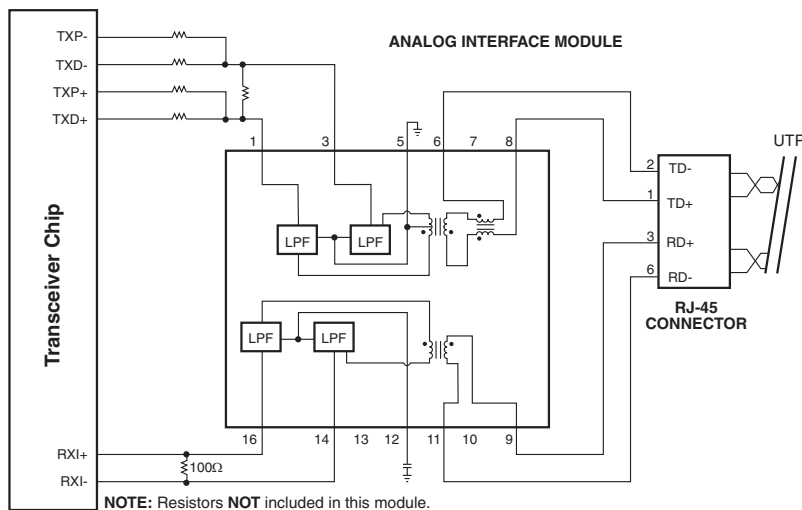
Turns Ratio for Transmit: PE-68056NL is 1:1; E2009QNL is 1:1.414.



NOTE: The PE-68056NL is designed for use with most transceivers requiring a turns ratio of 1:1 on transmit. The E2009QNL is designed for use with DEC and most other transceivers requiring a turns ratio of 1:1.414 on transmit.

Typical Applications Circuit

E2009QNL, PE-68056NL



NOTE: Resistors NOT included in this module.

Application Notes

Each module in this application contains low pass filters, isolation transformers, and common mode chokes. These components provide impedance matching, equipment isolation, and EMI suppression to comply with IEEE 802.3 requirements. The E2001QNL, E2003QNL, E2007QNL, PE-68025QNL and PE-68027QNL also provide the necessary data and pre-emphasis resistors recommended by most transceiver manufacturers.

User compliance with FCC/CSPR Class B requirements can be achieved by applying rigorous design guidelines to suppress noise mechanisms. Attention to high frequency signal paths, proper PCB grounding techniques, and component placement are critical. Pins 5 and 12, when grounded, provide noise return paths. For PE-68025QNL, PE-68026NL, and PE-68027QNL, one of these pins (typically pin 12) must be decoupled with a bypass capacitor. The E2001QNL, E2003QNL, E2007QNL, E2009QNL, and PE-68056NL do not require the bypass capacitor, and pins 5 and 12 may be connected directly to ground.

Recommended module orientation with respect to the RJ-45 connector is illustrated in each application circuit. Output pins 6 through 11 should be routed with short, matched traces to the connector for optimum EMI performance.

Surface mount devices manufactured by Pulse are designed to meet all published specifications after exposure to surface mount soldering temperatures. The products in this data sheet are transfer molded or open header in IC-style packaging, making them robust enough to withstand convection and infrared reflow solder temperatures up to 245°C. In addition, compliant leads provide excellent solder-joint reliability with a coplanarity of ±.002" (0,05mm).

For Tape & Reel orders, please add the suffix "T" to the end of the part number (i.e. PE-68025QNLT).

For More Information:

Pulse Worldwide Headquarters

12220 World Trade Dr.
San Diego, CA 92128
U.S.A.

www.pulseeng.com

Tel: 858 674 8100
Fax: 858 674 8262

Pulse Europe

Einsteinstrasse 1
D-71083 Herrenberg
Germany

Tel: 49 7032 7806 0

Fax: 49 7032 7806 135

Pulse China Headquarters

B402, Shenzhen Academy of
Aerospace Technology Bldg.
10th Kejinan Rd.
High-Tech Zone
Nanshan District
Shenzhen, PR China 518057

TEL: 86 755 33966678

FAX: 86 755 33966700

Pulse North China

Room 1503
XinYin Building
No. 888 YiShan Rd.
Shanghai 200233
China

Tel: 86 21 54643211/2

Fax: 86 21 54643210

Pulse South Asia

135 Joo Seng Rd.
#03-02
PM Industrial Bldg.
Singapore 368363

TEL: 65 6287 8998

FAX: 65 6280 0080

Pulse North Asia

No. 26, Kao Ching Rd.
Yang Mei Chen
Taoyuan Hsien
Taiwan
R. O. C.

Tel: 886 3 4643715

Fax: 886 3 4641911

Performance warranty of products offered on this data sheet is limited to the parameters specified. Data is subject to change without notice. Other brand and product names mentioned herein may be trademarks or registered trademarks of their respective owners.

© Copyright, 2009. Pulse Engineering, Inc. All rights reserved.

Компания «Life Electronics» занимается поставками электронных компонентов импортного и отечественного производства от производителей и со складов крупных дистрибьюторов Европы, Америки и Азии.

С конца 2013 года компания активно расширяет линейку поставок компонентов по направлению коаксиальный кабель, кварцевые генераторы и конденсаторы (керамические, пленочные, электролитические), за счёт заключения дистрибьюторских договоров

Мы предлагаем:

- Конкурентоспособные цены и скидки постоянным клиентам.
- Специальные условия для постоянных клиентов.
- Подбор аналогов.
- Поставку компонентов в любых объемах, удовлетворяющих вашим потребностям.
- Приемлемые сроки поставки, возможна ускоренная поставка.
- Доставку товара в любую точку России и стран СНГ.
- Комплексную поставку.
- Работу по проектам и поставку образцов.
- Формирование склада под заказчика.
- Сертификаты соответствия на поставляемую продукцию (по желанию клиента).
- Тестирование поставляемой продукции.
- Поставку компонентов, требующих военную и космическую приемку.
- Входной контроль качества.
- Наличие сертификата ISO.

В составе нашей компании организован Конструкторский отдел, призванный помогать разработчикам, и инженерам.

Конструкторский отдел помогает осуществить:

- Регистрацию проекта у производителя компонентов.
- Техническую поддержку проекта.
- Защиту от снятия компонента с производства.
- Оценку стоимости проекта по компонентам.
- Изготовление тестовой платы монтаж и пусконаладочные работы.



Тел: +7 (812) 336 43 04 (многоканальный)
Email: org@lifeelectronics.ru