

## Features

- **Industry Standard Embedded MultiMediaCard (eMMC) Host Interface**
  - JEDEC/MMC Standard Version 5.1
  - JESD84-B51 compliant
  - Backward compatible with previous eMMC standards
- **Performance**
  - eMMC clock speed: Up to 200MHz
  - eMMC data bus width: x1/x4/x8
  - Supports Dual Data Rate mode
  - Supports HS200 / HS400 modes
  - Sequential data read: Up to 170 MByte/sec\*
  - Sequential data write: Up to 137 MByte/sec\*

\* measured in HS400 enhanced mode using 1 MByte transfer size
- **Power Management**
  - 3.3V power supply ( $V_{CC}$ )
  - 3.3V or 1.8V eMMC IO voltage ( $V_{CCQ}$ )
  - Immediate disabling of unused circuitry without host intervention
- **Integrated Voltage Detector**
  - Detects supply voltage fluctuations and generates reset during power-up and power-down to prevent inadvertent writes
- **Power Specifications**
  - Active mode:
    - 8GB: 471 mW (typical)
    - 16GB: 546 mW (typical)
    - 32GB: 605 mW (typical)
    - 64GB: 852 mW (typical)
  - Sleep mode: 2.15mW (typical)
- **Expanded Data Protection**
  - Hardware Write Protection pin
- **Latency Management**
  - Reduces latency due to background operation during time critical read/write operations
- **Robust Built-in ECC**
- **NAND Configuration**
  - 2 bits per cell (MLC)
- **Endurance**
  - 5K P/E cycles (typical)
- **Operating Temperature Range**
  - Industrial: -40°C to 85°C
- **153-ball LFBGA Package**
  - 11.5 mm x 13.0 mm x 1.35 mm, 0.5 mm ball pitch, BZYE
- **All Devices are RoHS Compliant**

## Product Description

The GLS85VM1008C / 1016C / 1032C / 1064C eMMC NANDrive™ MX Series devices (referred to as “eMMC NANDrive” in this factsheet) are fully integrated solid state drives. They combine an advanced Greenliant NAND controller and 8, 16, 32 or 64 GBytes of NAND flash memory in a multi-chip package. These products are ideal for solid state mass storage in embedded and portable applications that require small form-factor, energy efficient and reliable data storage.

eMMC solid state drives are widely used in GPS and telematics, in-vehicle infotainment, portable and industrial computers, handheld data collection scanners, point-of-sale terminals, networking and telecommunications equipment, robotics, audio and video recorders, monitoring devices and set-top boxes.

eMMC NANDrive provides complete eMMC solid state drive (SSD) functionality and compatibility in an 11.5mm x 13mm BGA package for easy, space saving mounting to a system motherboard. With its small size, low power consumption, strong security, reliability and ruggedness, eMMC NANDrive surpasses removable storage and discrete NAND-based products.

The integrated NAND flash controller with built-in advanced NAND management firmware communicates with the host through the standard eMMC protocol. It does not require any additional or proprietary software such as the Flash File System (FFS) and Memory Technology Driver (MTD).

eMMC NANDrive’s advanced NAND management technology enhances data security, improves endurance and accurately tracks the usage of the NAND flash. This innovative technology combines robust error correction capabilities with advanced wear-leveling algorithms and bad block management to extend the life of the product.

eMMC NANDrive supports Single Data Rate (SDR) and Dual Data Rate (DDR) modes, HS200 mode, HS400 mode, boot, multiple partitions, permanent and partial write protect, Replay Protected Memory Block (RPMB) access, Sanitize and TRIM, hardware reset and other features detailed in the eMMC 5.1 standard specification. It is backward compatible with previous eMMC standards.

## 1.0 GENERAL DESCRIPTION

Each eMMC NANDrive contains an integrated eMMC NAND flash memory controller and NAND flash die in a BGA package. Refer to Figure 2-1 for the eMMC NANDrive block diagram.

### 1.1 Optimized eMMC NANDrive

The heart of the eMMC NANDrive is the eMMC NAND flash memory controller, which translates standard eMMC signals into flash media data and control signals. The following components contribute to the eMMC NANDrive's operation.

#### 1.1.1 Microcontroller Unit (MCU)

The MCU transfers the eMMC commands into data and control signals required for flash media operation.

#### 1.1.2 Internal Direct Memory Access (DMA)

The eMMC NANDrive uses internal DMA allowing instant data transfer from/to buffer to/from flash media. This implementation eliminates microcontroller overhead associated with the traditional, firmware-based approach, thereby increasing the data transfer rate.

#### 1.1.3 Power Management Unit (PMU)

The PMU controls the power consumption of the eMMC NANDrive. The PMU dramatically reduces the power consumption of the eMMC NANDrive by putting the part of the circuitry that is not in operation into Sleep mode.

The Flash File System handles inadvertent power interrupts and has auto-recovery capability to ensure the eMMC NANDrive's data integrity.

#### 1.1.4 Embedded Flash File System

The embedded flash file system is an integral part of the eMMC NANDrive. It contains MCU firmware that performs the following tasks:

1. Translates host side signals into flash media writes and reads
2. Provides flash media wear leveling to spread flash writes across all memory address space to increase the longevity of flash media
3. Keeps track of the data file structure
4. Manages system security for the selected protection zones

#### 1.1.5 Error Correction Code (ECC)

High performance is achieved through optimized hardware error detection and correction.

#### 1.1.6 Serial Communication Interface (SCI)

The Serial Communication Interface (SCI) is designed for error reporting. During the product development stage, it is recommended to provide the SCI port on the PCB to aid in design validation.

#### 1.1.7 Multi-tasking Interface

The multi-tasking interface enables fast, sequential write performance by allowing concurrent Read, Program and Erase operations to multiple flash media.

### 1.2 SMT Reflow Consideration

The eMMC NANDrive family utilizes standard NAND flash for data storage. Because the high temperature in a surface-mount reflow soldering process may alter the content on NAND flash, it is recommended to program the eMMC NANDrive after the reflow process.

### 1.3 Advanced NAND Management

eMMC NANDrive's integrated controller uses advanced wear-leveling algorithms to substantially increase the longevity of NAND flash media. Wear caused by data writes is evenly distributed in all or select blocks in the device that prevents "hot spots" in locations that are programmed and erased extensively. This effective wear-leveling technique results in optimized device endurance, enhanced data retention and higher reliability required by long-life applications.

## 2.0 FUNCTIONAL BLOCKS

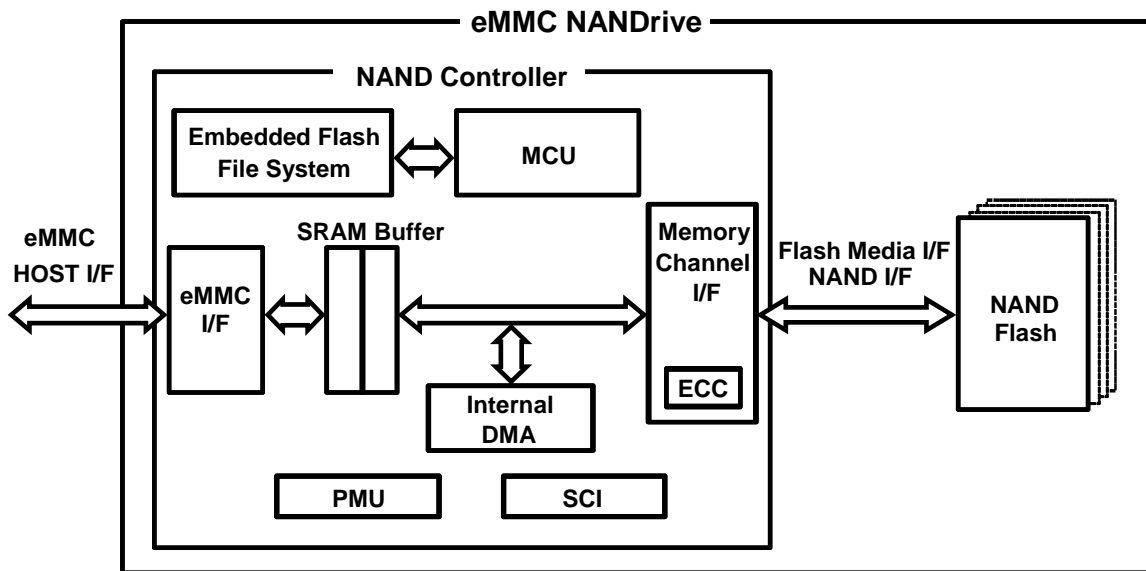
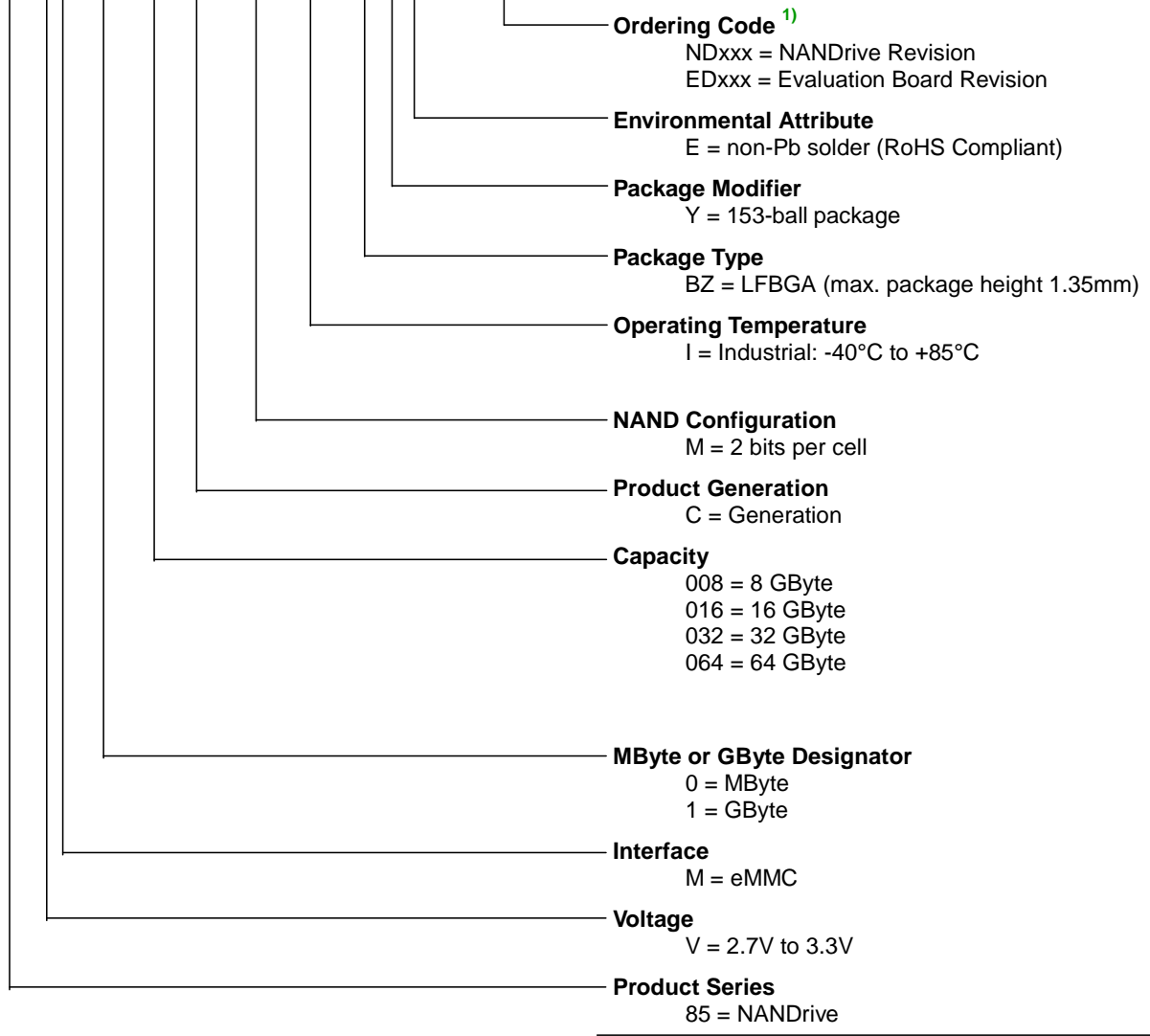


Figure 2-1: eMMC NANDrive Block Diagram

### 3.0 Product Ordering Information

**GLS 85 VM 1 xxx C - M - I - B Z Y E - NDxxx**  
**XX XX X XXXX X - X - X - XXXX - XXXXX**



1) Note that the top side marking on the package typically does not include ordering codes (e.g. NDxxx), unless it is a special custom specification (C-SPEC) required by the end-customer to be marked on the device.

**Valid Combinations**

Valid product combinations are those that are in the mass production or will be in the mass production. Consult your Greenliant sales representative to confirm availability of the valid combinations and to determine availability of new product combinations.

**Table 3-1: eMMC NANDrive Product Valid Ordering Numbers**

Capacity	Operating Temperature	Part Number	Package
8GB	Industrial (-40°C to 85°C)	GLS85VM1008C-M-I-BZYE-ND216	BZYE, 11.5x13x1.35mm
16GB	Industrial (-40°C to 85°C)	GLS85VM1016C-M-I-BZYE-ND216*	BZYE, 11.5x13x1.35mm
32GB	Industrial (-40°C to 85°C)	GLS85VM1032C-M-I-BZYE-ND216*	BZYE, 11.5x13x1.35mm
64GB	Industrial (-40°C to 85°C)	GLS85VM1064C-M-I-BZYE-ND216*	BZYE, 11.5x13x1.35mm

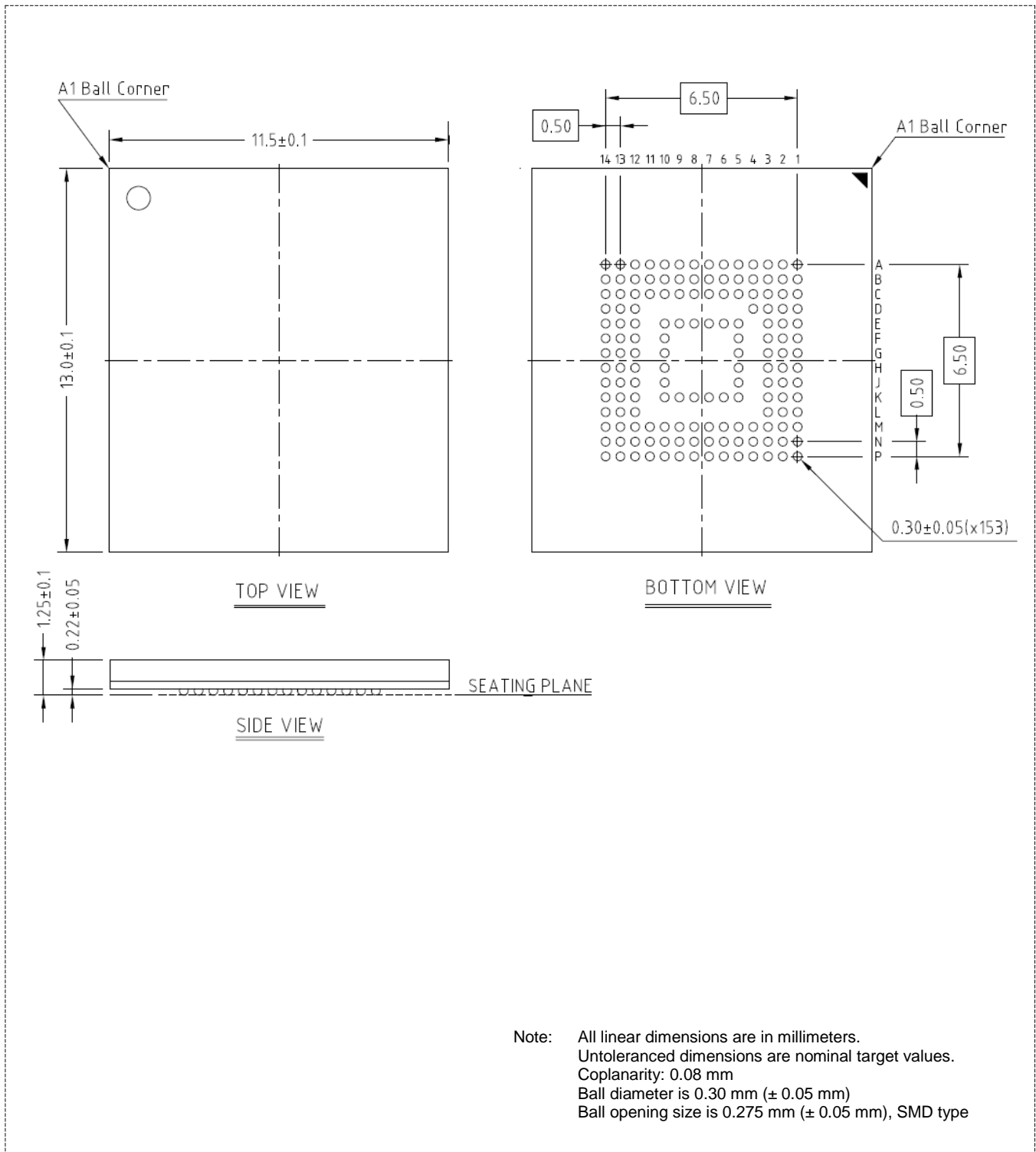
**Table 3-2: eMMC Evaluation Board Valid Ordering Numbers**

Capacity	Operating Temperature	Part Number	Form Factor <sup>2)</sup>
8GB	Industrial (-40°C to 85°C)	GLS85VM1008C-M-I-E2-ED216	JEDEC MO-277
16GB	Industrial (-40°C to 85°C)	GLS85VM1016C-M-I-E2-ED216	JEDEC MO-277
32GB	Industrial (-40°C to 85°C)	GLS85VM1032C-M-I-E2-ED216	JEDEC MO-277
64GB	Industrial (-40°C to 85°C)	GLS85VM1064C-M-I-E2-ED216	JEDEC MO-277

- 2) The evaluation boards with the form factor MO-277 support up to 52MHz with x1/x4/x8 bus and Dual Data Rate mode. Use them for comprehensive functional testing. If the end-user's system has support for 200MHz bus speed, it can be tested only with eMMC 5.1 NANDrive devices soldered down on the user's board.

**4.0 Package Diagram**

**GLS85VM1008C/16C/32C/64C-M-I-BZYE**



**Figure 4-1: eMMC NANDrive 153-Ball, Ball Grid Array (BGA) Greenliant Package Code: BZYE**

## Revision History

Number	Description	Date
01.000	Initial release of Factsheet for 153-ball GLS85VM1008C / 1016C / 1032C / 1064C	December 11, 2017
01.100	Updated performance and power specifications on page 1; updated Figure 2-1 and 4-1; added Table 3-2	September 27, 2018
01.101	Added Endurance on page 1	April 29, 2019

© 2019 Greenliant. All rights reserved.

Greenliant and the Greenliant logo are registered trademarks, and NANDrive is a trademark of Greenliant. All other trademarks and registered trademarks are the property of their respective owners.

Specifications are subject to change without notice. Memory sizes denote raw storage capacity; actual usable capacity may be less.

Greenliant makes no warranty for the use of its products other than those expressly contained in the Greenliant Terms and Conditions of Sale.

[www.greenliant.com](http://www.greenliant.com)

Компания «Life Electronics» занимается поставками электронных компонентов импортного и отечественного производства от производителей и со складов крупных дистрибьюторов Европы, Америки и Азии.

С конца 2013 года компания активно расширяет линейку поставок компонентов по направлению коаксиальный кабель, кварцевые генераторы и конденсаторы (керамические, пленочные, электролитические), за счёт заключения дистрибьюторских договоров

Мы предлагаем:

- Конкурентоспособные цены и скидки постоянным клиентам.
- Специальные условия для постоянных клиентов.
- Подбор аналогов.
- Поставку компонентов в любых объемах, удовлетворяющих вашим потребностям.
- Приемлемые сроки поставки, возможна ускоренная поставка.
- Доставку товара в любую точку России и стран СНГ.
- Комплексную поставку.
- Работу по проектам и поставку образцов.
- Формирование склада под заказчика.
- Сертификаты соответствия на поставляемую продукцию (по желанию клиента).
- Тестирование поставляемой продукции.
- Поставку компонентов, требующих военную и космическую приемку.
- Входной контроль качества.
- Наличие сертификата ISO.

В составе нашей компании организован Конструкторский отдел, призванный помогать разработчикам, и инженерам.

Конструкторский отдел помогает осуществить:

- Регистрацию проекта у производителя компонентов.
- Техническую поддержку проекта.
- Защиту от снятия компонента с производства.
- Оценку стоимости проекта по компонентам.
- Изготовление тестовой платы монтаж и пусконаладочные работы.



Тел: +7 (812) 336 43 04 (многоканальный)

Email: [org@lifeelectronics.ru](mailto:org@lifeelectronics.ru)