


# 3M™ Mini D Ribbon (MDR) Connectors

.050" IDC Wiremount Panelmount Receptacle - Shielded

102 Series



- Wiper-on-wiper contact for reliable repetitive plugging
- IEEE 1284C Interface as a 36 contact connector
- Interface latch design for connection stability
- Accepts a wide variety of cable constructions including flat, shielded flat and twisted pair cables
- Contacts: 20, 26, 36, 40, 50 and 68
- RoHS\* compliant

Date Modified: February 8, 2005

TS-0425-12  
Sheet 1 of 2

## Physical

### Insulation

Material: Glass Reinforced Polyester (PBT)

Flammability: UL 94V-0

Color: Black

### Contact

Material: Beryllium Copper (C172)

### Plating

Underplating: 80 μ" (2.0 μm) Nickel - QQ-N-290, Class 2

Wiping Area: 30 μ" (0.76 μm) Gold - MIL-G-45204, Type II, Grade C

### Body

Material: Zinc Alloy

Plating: Nickel

### Shroud

Material: Steel

Plating: Nickel

Wire Accommodation: 28 AWG Stranded, 30 AWG Solid

**Marking:** 3M Logo & Part Number

## Electrical

**Current Rating:** 1 A

**Insulation Resistance:**  $> 1 \times 10^8 \Omega$  at 500 VDC

**Withstanding Voltage:** 500 Vrms for 1 Minute

## Environmental

**Temperature Rating:** -20°C to +85°C

UL File No.: E68080 \*RoHS = Directive 2002/95/EC, Restriction of the Use of Certain Hazardous Substances in Electrical and Electronic Equipment

**3M**

**Interconnect Solutions**

<http://www.3M.com/interconnects/>

3M is a trademark of 3M Company.  
For technical, sales or ordering information call

**800-225-5373**

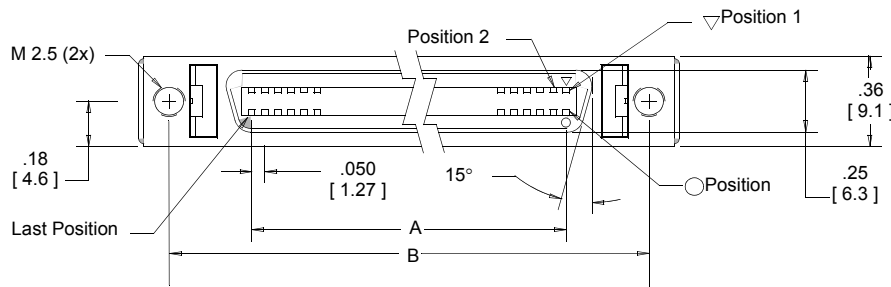
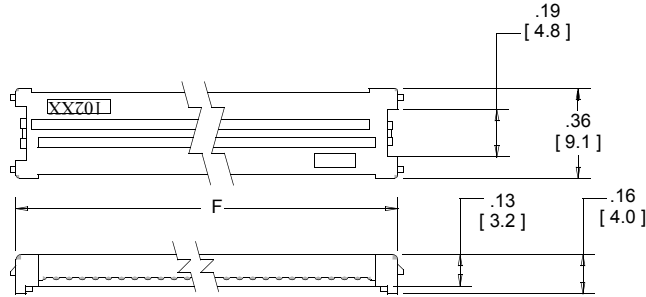
# 3M™ Mini D Ribbon (MDR) Connectors

.050" IDC Wiremount Panelmount Receptacle - Shielded


102 Series



| Contact Quantity | Dimensions      |                 |               |               |               |               |               |
|------------------|-----------------|-----------------|---------------|---------------|---------------|---------------|---------------|
|                  | A               | B               | C             | D             | E             | F             | G             |
| 20               | .450 [ 11.43 ]  | 1.081 [ 27.45 ] | 1.31 [ 33.4 ] | .65 [ 16.4 ]  | .92 [ 23.4 ]  | .71 [ 18.0 ]  | .94 [ 23.8 ]  |
| 26               | .600 [ 15.24 ]  | 1.231 [ 31.26 ] | 1.46 [ 37.2 ] | .80 [ 20.2 ]  | 1.07 [ 27.2 ] | .86 [ 21.8 ]  | 1.09 [ 27.6 ] |
| 36               | .850 [ 21.59 ]  | 1.481 [ 37.61 ] | 1.71 [ 43.5 ] | 1.05 [ 26.6 ] | 1.32 [ 33.5 ] | 1.11 [ 28.1 ] | 1.33 [ 33.9 ] |
| 40               | .950 [ 24.13 ]  | 1.581 [ 40.15 ] | 1.81 [ 46.1 ] | 1.15 [ 29.1 ] | 1.42 [ 36.1 ] | 1.21 [ 30.7 ] | 1.44 [ 36.5 ] |
| 50               | 1.200 [ 30.48 ] | 1.831 [ 46.50 ] | 2.06 [ 52.4 ] | 1.40 [ 35.5 ] | 1.67 [ 42.4 ] | 1.46 [ 37.0 ] | 1.69 [ 42.8 ] |
| 68               | 1.650 [ 41.91 ] | 2.281 [ 57.93 ] | 2.51 [ 63.8 ] | 1.85 [ 46.9 ] | 2.12 [ 53.8 ] | 1.91 [ 48.4 ] | 2.13 [ 54.2 ] |



### Recommended Panel Cut-Out



Note: Panel Thickness .079 [ 2.00 ] max.

| Inch [mm]              |     |      |       |
|------------------------|-----|------|-------|
| Tolerance Unless Noted |     |      |       |
|                        | .0  | .00  | .000  |
| inch                   | ±.1 | ±.01 | ±.005 |

[ ] Dimensions for Reference Only

## Ordering Information

**102XX-0210EC**

Contact Quantity  
(See Table)

Application tools: 10951 Assembly Press and 10952 Cable Cutter.

TS-0425-12  
Sheet 2 of 2

## Important Notice

All statements, technical information, and recommendations related to 3M's products are based on information believed to be reliable, but the accuracy or completeness is not guaranteed. Before using this product, you must evaluate it and determine if it is suitable for your intended application. You assume all risks and liability associated with such use. Any statements related to the product which are not contained in 3M's current publications, or any contrary statements contained on your purchase order shall have no force or effect unless expressly agreed upon, in writing, by an authorized officer of 3M.

## Warranty; Limited Remedy; Limited Liability.

This product will be free from defects in material and manufacture for a period of 1 year from the time of purchase. **3M MAKES NO OTHER WARRANTIES INCLUDING, BUT NOT LIMITED TO, ANY IMPLIED WARRANTY OF MERCHANTABILITY OR FITNESS FOR A PARTICULAR PURPOSE.** If this product is defective within the warranty period stated above, your exclusive remedy shall be, at 3M's option, to replace or repair the 3M product or refund the purchase price of the 3M product. **Except where prohibited by law, 3M will not be liable for any indirect, special, incidental or consequential loss or damage arising from this 3M product, regardless of the legal theory asserted.**

# 3M

## Electronic Solutions Division

6801 River Place Blvd.  
Austin, TX 78726-9000  
[www.3M.com/esd](http://www.3M.com/esd)



Minimum 10%  
Post-consumer Fiber

Printed in USA.

© 3M 2005

Компания «Life Electronics» занимается поставками электронных компонентов импортного и отечественного производства от производителей и со складов крупных дистрибьюторов Европы, Америки и Азии.

С конца 2013 года компания активно расширяет линейку поставок компонентов по направлению коаксиальный кабель, кварцевые генераторы и конденсаторы (керамические, пленочные, электролитические), за счёт заключения дистрибьюторских договоров

Мы предлагаем:

- Конкуренспособные цены и скидки постоянным клиентам.
- Специальные условия для постоянных клиентов.
- Подбор аналогов.
- Поставку компонентов в любых объемах, удовлетворяющих вашим потребностям.
- Приемлемые сроки поставки, возможна ускоренная поставка.
- Доставку товара в любую точку России и стран СНГ.
- Комплексную поставку.
- Работу по проектам и поставку образцов.
- Формирование склада под заказчика.
- Сертификаты соответствия на поставляемую продукцию (по желанию клиента).
- Тестирование поставляемой продукции.
- Поставку компонентов, требующих военную и космическую приемку.
- Входной контроль качества.
- Наличие сертификата ISO.

В составе нашей компании организован Конструкторский отдел, призванный помогать разработчикам, и инженерам.

Конструкторский отдел помогает осуществить:

- Регистрацию проекта у производителя компонентов.
- Техническую поддержку проекта.
- Защиту от снятия компонента с производства.
- Оценку стоимости проекта по компонентам.
- Изготовление тестовой платы монтаж и пусконаладочные работы.



Тел: +7 (812) 336 43 04 (многоканальный)

Email: [org@lifeelectronics.ru](mailto:org@lifeelectronics.ru)