



Features

- High resistance to heat and humidity
- Resistance to mechanical shock and pressure
- Accurate dimensions for automatic surface mounting
- Wide impedance range

Applications

- Power supply lines
- IC power lines
- Signal lines

MG, MU, MZ Series High Impedance Chip Ferrite Beads

Electrical Specifications

Model Number	Impedance (Ω) at 100 MHz	RDC (Ω) Max.	IDC (mA) Max.
MU3261-300Y	30 ±25 %	0.20	500
MU3261-600Y	60 ±25 %	0.20	400
MU3261-750Y	75 ±25 %	0.20	400
MU3261-101Y	100 ±25 %	0.15	500
MU3261-121Y	120 ±25 %	0.15	900
MG3261-151Y	150 ±25 %	0.30	300
MU3261-221Y	220 ±25 %	0.35	700
MG3261-301Y	300 ±25 %	0.30	300
MU3261-301Y	300 ±25 %	0.30	300
MU3261-471Y	470 ±25 %	0.35	400
MU3261-601Y	600 ±25 %	0.30	200
MZ3261-601Y	600 ±25 %	0.30	200
MU3261-801Y	800 ±25 %	0.60	300
MU3261-102Y	1000 ±25 %	0.60	100
MU3261-122Y	1200 ±25 % (at 50 MHz)	0.50	100
MU3261-152Y	1500 ±25 % (at 50 MHz)	0.70	300
MU3261-202Y	2000 ±25 % (at 30 MHz)	0.60	100
MG2029-100Y	10 ±25 %	0.20	400
MG2029-300Y	30 ±25 %	0.10	400
MG2029-400Y	40 ±25 %	0.20	300
MU2029-600Y	60 ±25 %	0.10	900
MG2029-800Y	80 ±25 %	0.20	300
MG2029-101Y	100 ±25 %	0.20	400
MG2029-121Y	120 ±25 %	0.25	300
MU2029-151Y	150 ±25 %	0.20	800
MU2029-221Y	220 ±25 %	0.30	500
MU2029-301Y	300 ±25 %	0.30	500
MU2029-471Y	470 ±25 %	0.35	700
MZ2029-601Y	600 ±25 %	0.40	100
MZ2029-601T	600 ±25 %	0.40	200
MZ2029-102Y	1000 ±25 %	0.45	100
MG1608-300Y	30 ±25 %	0.20	200
MG1608-400Y	40 ±25 %	0.30	300
MU1608-600Y	60 ±25 %	0.20	700
MG1608-800Y	80 ±25 %	0.30	300
MG1608-101Y	100 ±25 %	0.25	200
MG1608-121Y	120 ±25 %	0.30	200
MU1608-151Y	150 ±25 %	0.25	600
MU1608-221Y	220 ±25 %	0.30	200
MU1608-301Y	300 ±25 %	0.35	150
MU1608-471Y	470 ±25 %	0.45	350
MZ1608-601Y	600 ±25 %	0.45	100
MZ1608-102Y	1000 ±25 %	0.60	100
MU1005-100Y	10 ±25 %	0.10	500
MU1005-300Y	30 ±25 %	0.20	300
MU1005-600Y	60 ±25 %	0.25	300
MU1005-121Y	120 ±25 %	0.30	100
MU1005-151Y	150 ±25 %	0.30	100
MU1005-221Y	220 ±25 %	0.40	100
MU1005-241Y	240 ±25 %	0.60	100
MU1005-301Y	300 ±25 %	0.50	100
MU1005-471Y	470 ±25 %	0.65	100
MU1005-601Y	600 ±25 %	0.80	80
MU1005-102Y	1000 ±25 %	1.20	80

General Specifications

Operating Temperature-55 °C to +125 °C
 Storage Temperature ..-55 °C to +125 °C
 Storage Condition+40 °C max. at 70 % RH
 Reflow Soldering230 °C, 50 seconds max.
 Resistance to Soldering Heat260 °C, 5 seconds
 Rated CurrentBased on max. temperature rise of +40 °C
 Terminal Strength (Force "F" applied for 30 seconds)
 3261 Series1.0 F (Kg)
 2029 Series0.6 F (Kg)
 1608 Series0.5 F (Kg)

Materials

Core MaterialFerrite
 Internal ConductorAg or Ag/Pd
 TerminalAg/Ni/Sn

*RoHS Directive 2002/95/EC Jan 27, 2003 including Annex and RoHS Recast 2011/65/EU June 8, 2011.
 Specifications are subject to change without notice.
 Customers should verify actual device performance in their specific applications.

MG, MU, MZ Series High Impedance Chip Ferrite Beads

BOURNS®

Electrical Specifications (continued)

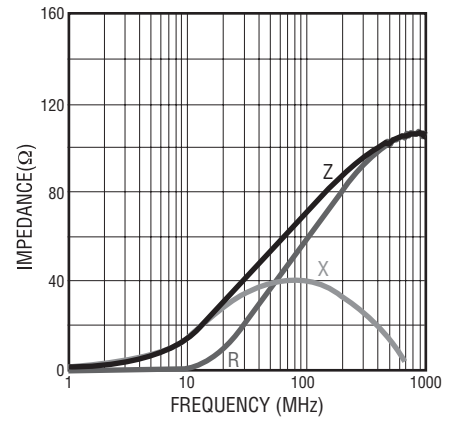
MU 3261- 300Y



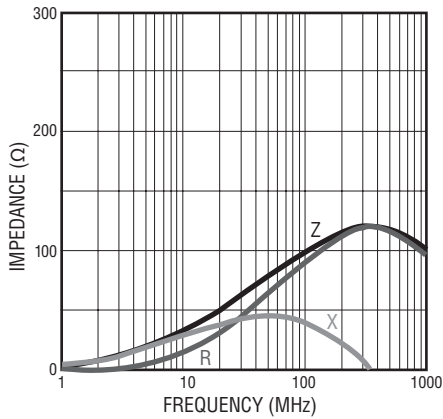
MU 3261- 600Y



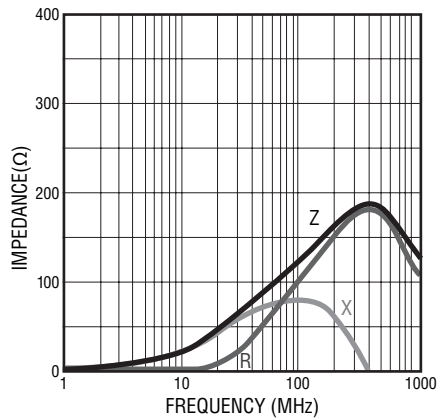
MU 3261- 750Y



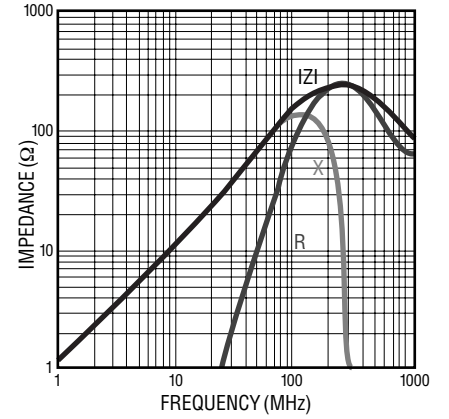
MU 3261- 101Y



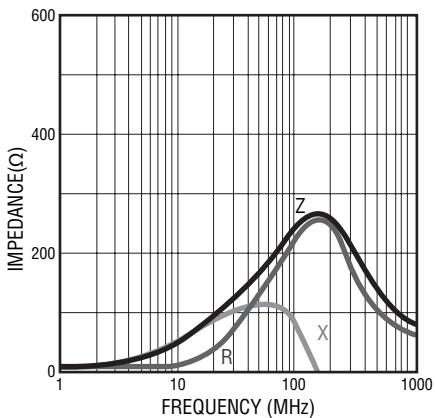
MU 3261- 121Y



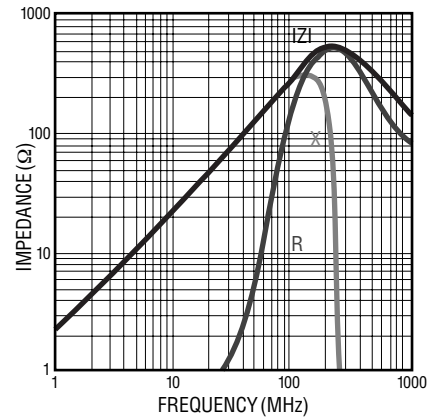
MG 3261- 151Y



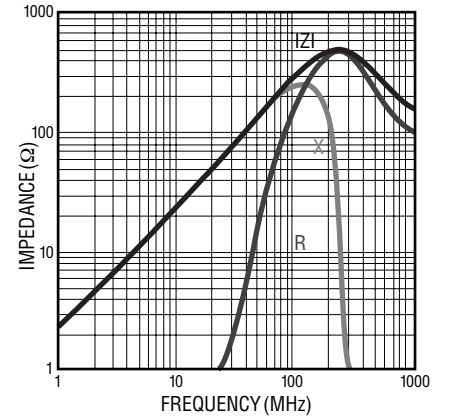
MU 3261- 221Y



MG 3261- 301Y



MU 3261- 301Y



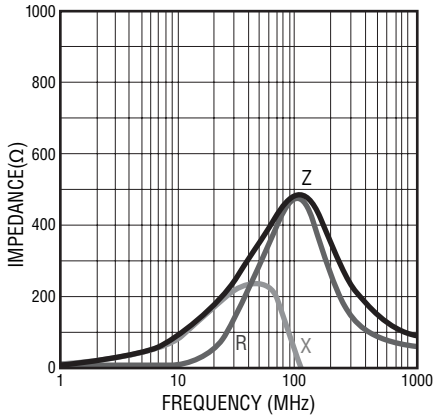
Specifications are subject to change without notice.
Customers should verify actual device performance in their specific applications.

MG, MU, MZ Series High Impedance Chip Ferrite Beads

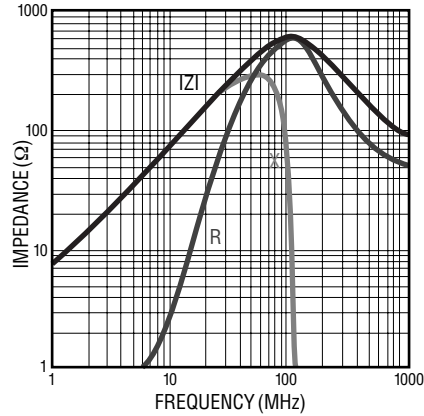
BOURNS®

Electrical Specifications (continued)

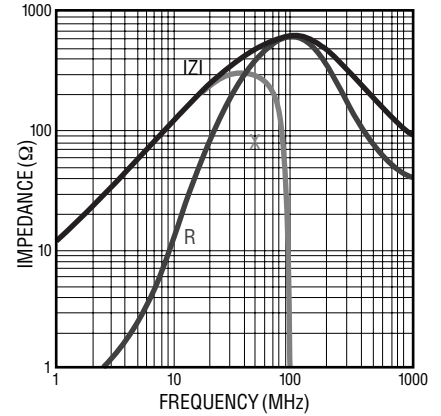
MU 3261- 471Y



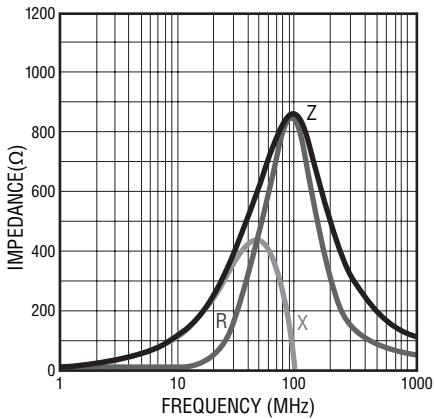
MU 3261- 601Y



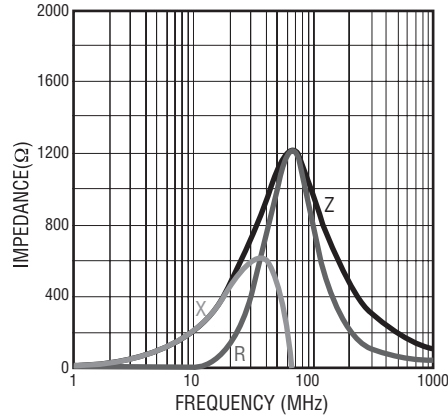
MZ 3261- 601Y



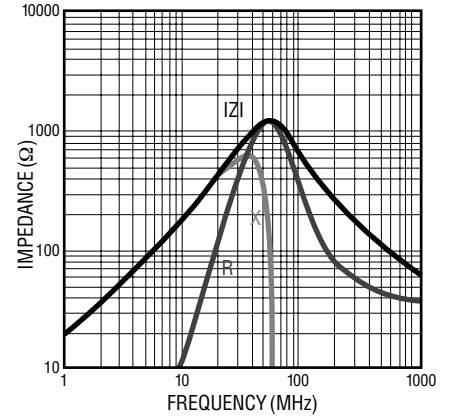
MU 3261- 801Y



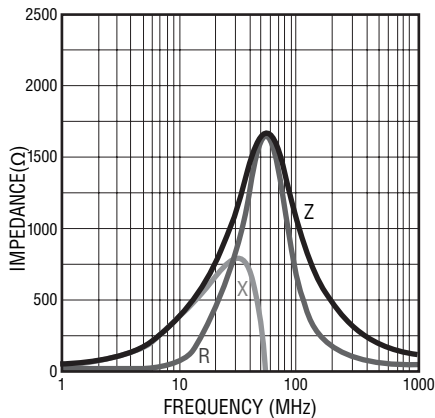
MU 3261- 102Y



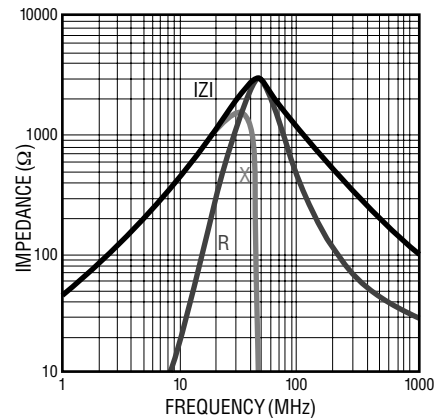
MU 3261- 122Y



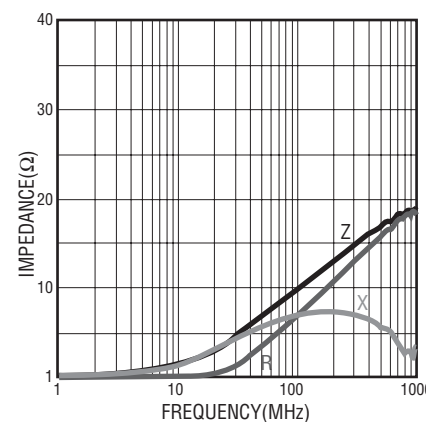
MU 3261- 152Y



MU 3261- 202Y



MG 2029- 100Y



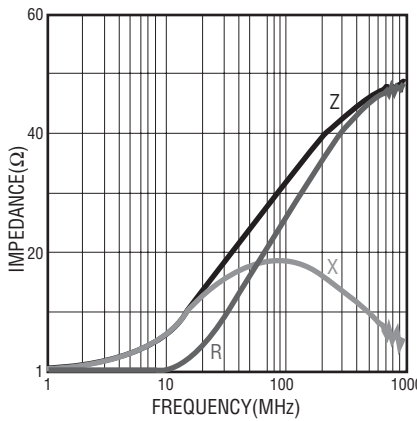
Specifications are subject to change without notice.
Customers should verify actual device performance in their specific applications.

MG, MU, MZ Series High Impedance Chip Ferrite Beads

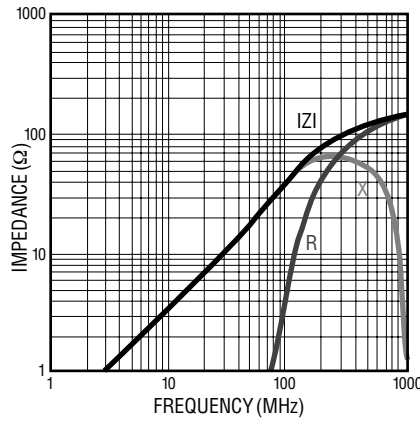
BOURNS®

Electrical Specifications (continued)

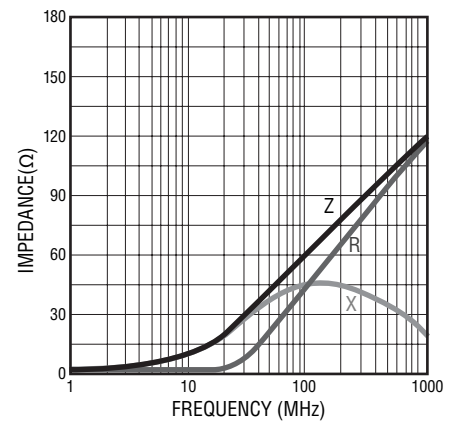
MG 2029- 300Y



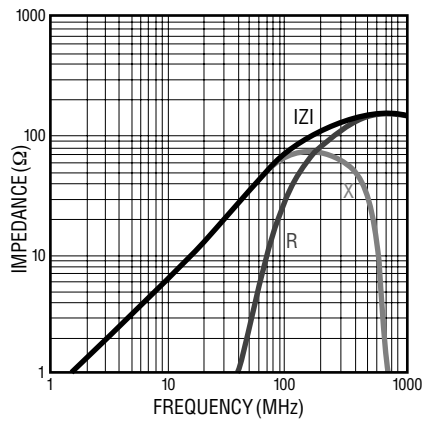
MG 2029- 400Y



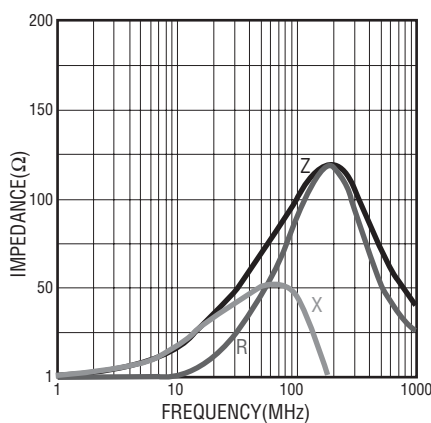
MU 2029- 600Y



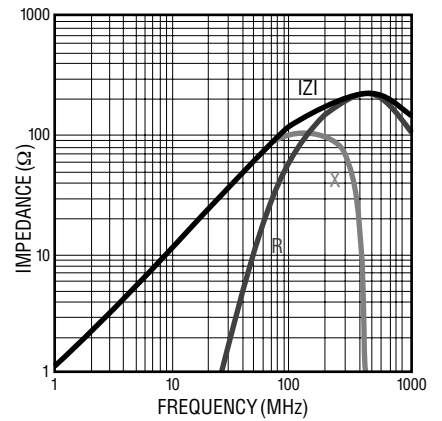
MG 2029- 800Y



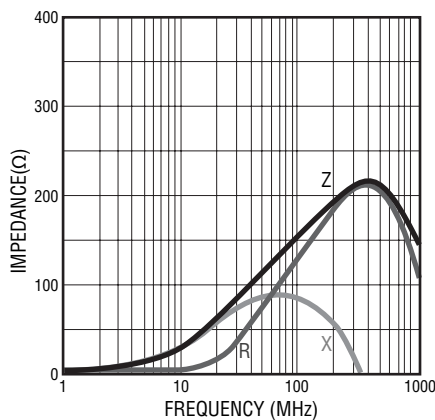
MG 2029- 101Y



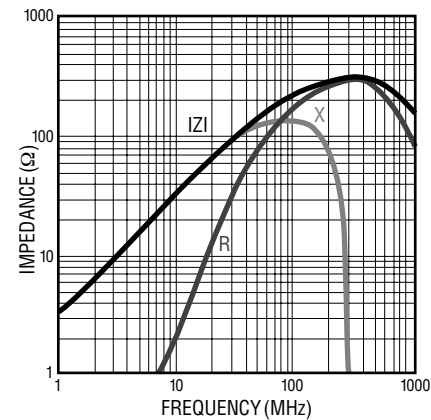
MG 2029- 121Y



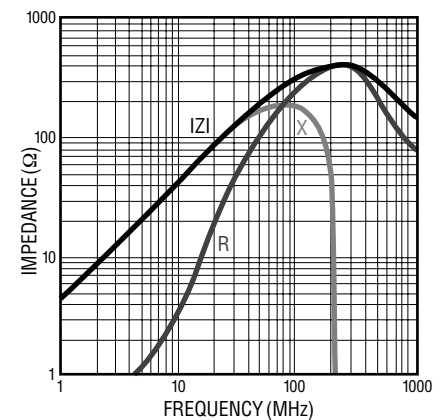
MU 2029- 151Y



MU 2029- 221Y



MU 2029- 301Y



Specifications are subject to change without notice.
Customers should verify actual device performance in their specific applications.

MG, MU, MZ Series High Impedance Chip Ferrite Beads

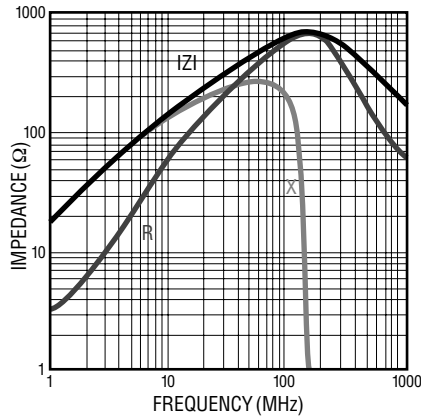
BOURNS®

Electrical Specifications (continued)

MU 2029- 471Y



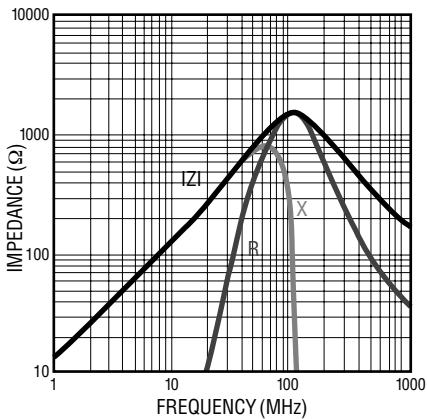
MZ 2029- 601Y



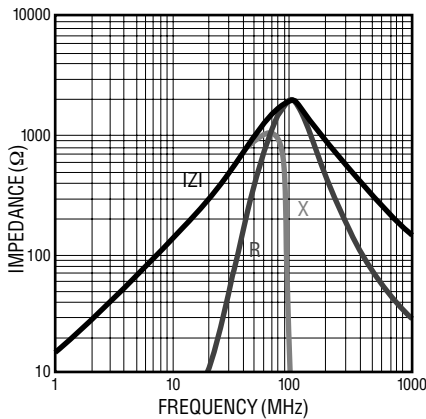
MZ 2029- 102Y



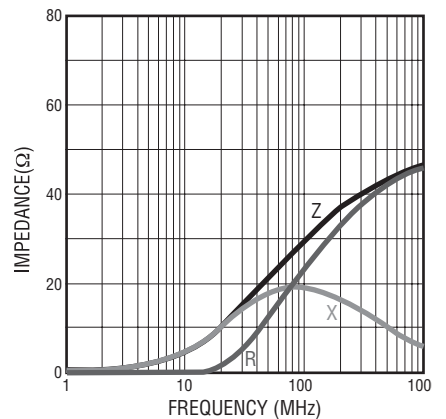
MG 2029- 152Y



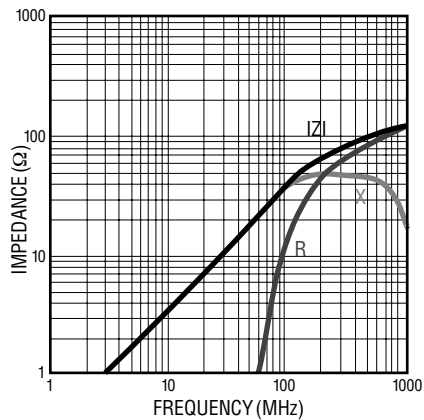
MG 2029- 202Y



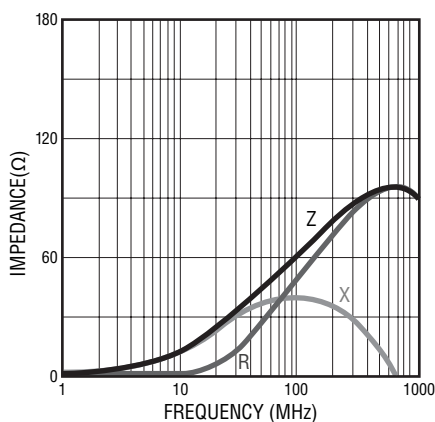
MU 1608- 300Y



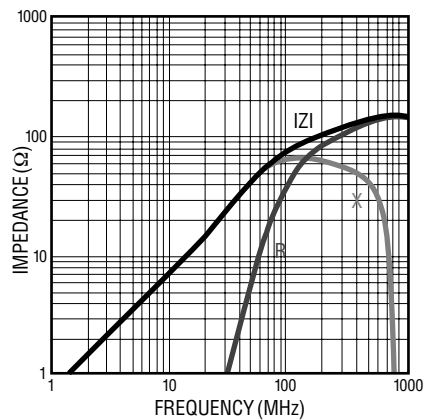
MG 1608- 400Y



MU 1608- 600Y



MG 1608- 800Y



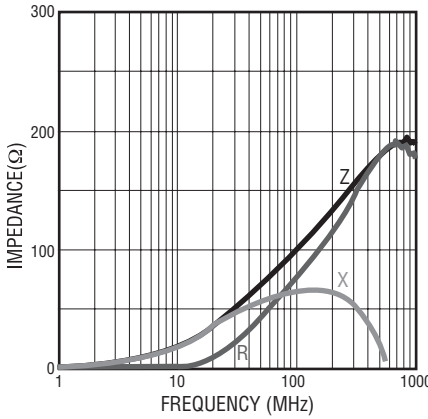
Specifications are subject to change without notice. Customers should verify actual device performance in their specific applications.

MG, MU, MZ Series High Impedance Chip Ferrite Beads

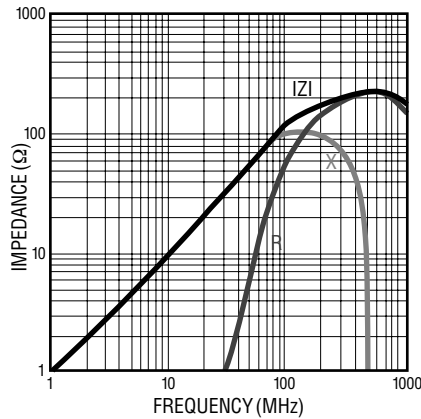
BOURNS®

Electrical Specifications (continued)

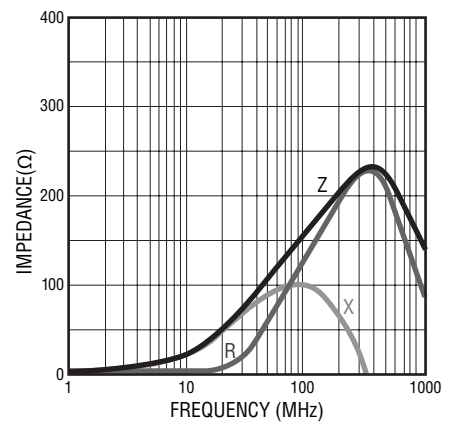
MU 1608- 101Y



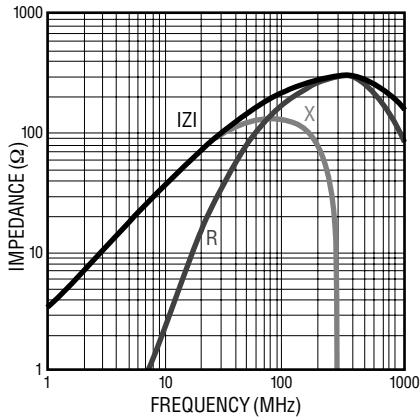
MG 1608- 121Y



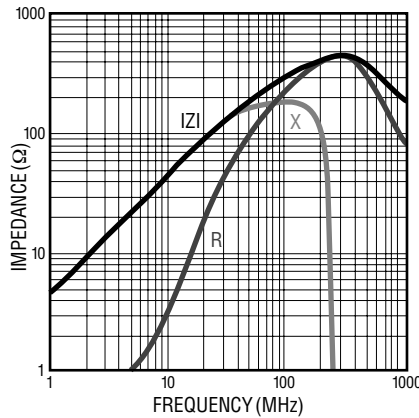
MU 1608- 151Y



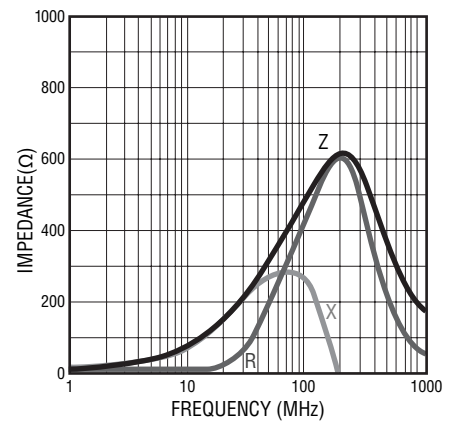
MU 1608- 221Y



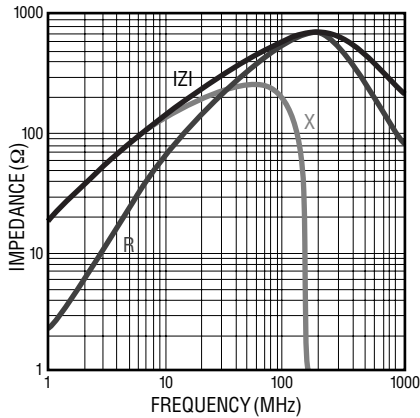
MU 1608- 301Y



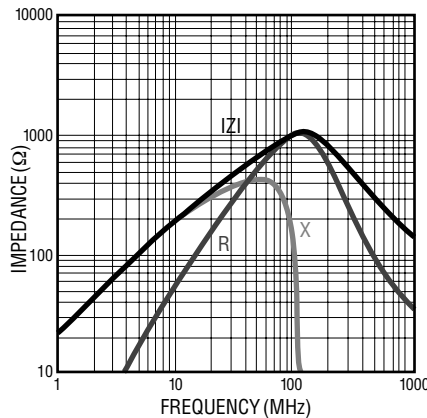
MU 1608- 471Y



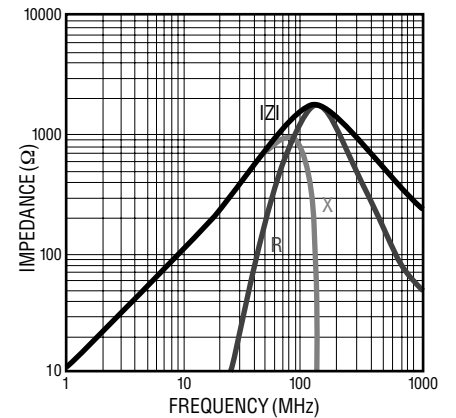
MZ 1608- 601Y



MZ 1608- 102Y



MG 1608- 152Y



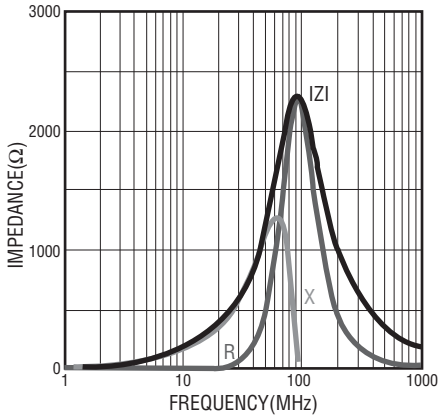
Specifications are subject to change without notice.
Customers should verify actual device performance in their specific applications.

MG, MU, MZ Series High Impedance Chip Ferrite Beads

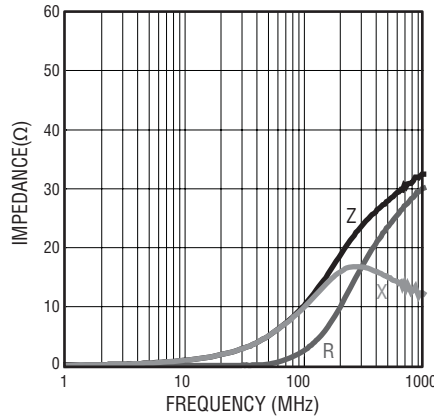


Electrical Specifications (continued)

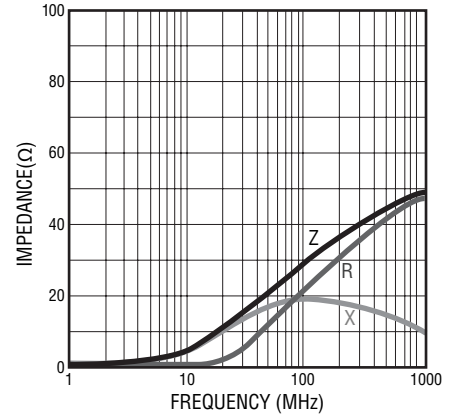
MZ 1608- 222Y



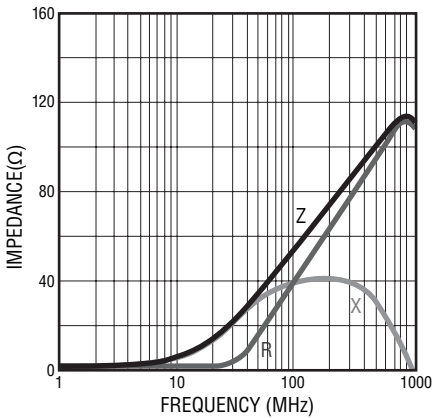
MU 1005- 100Y



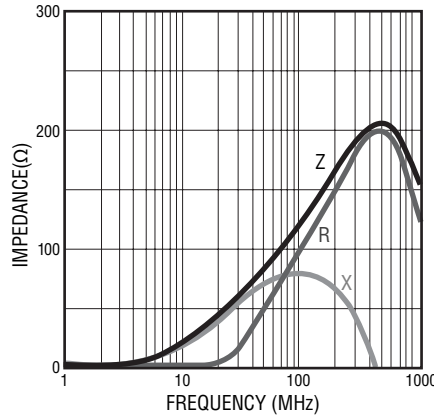
MU 1005- 300Y



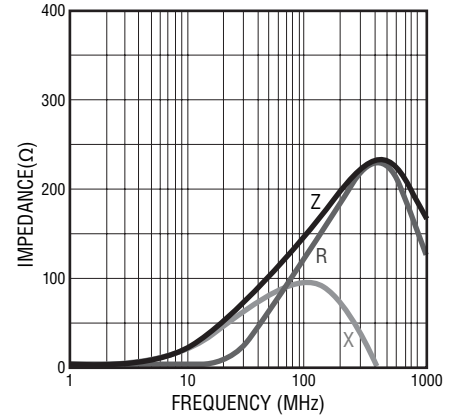
MU 1005- 600Y



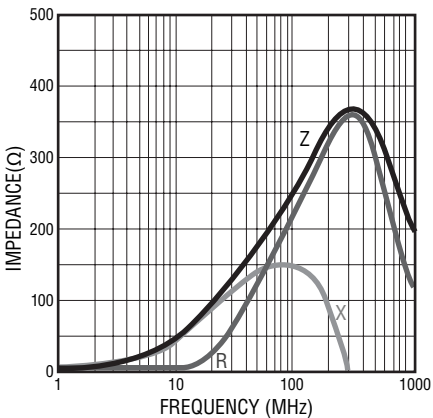
MU 1005- 121Y



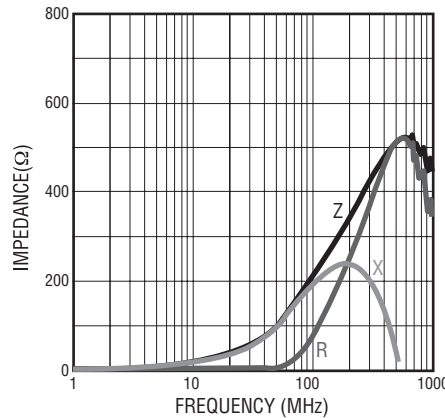
MU 1005- 151Y



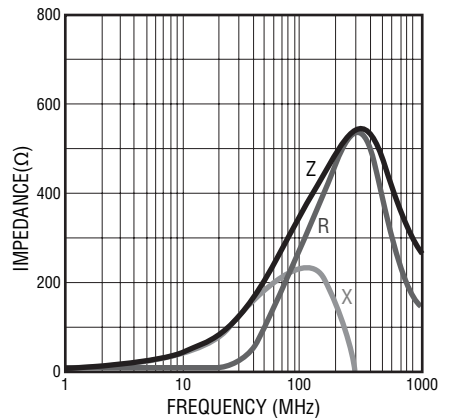
MU 1005- 221Y



MU 1005- 241Y



MU 1005- 301Y



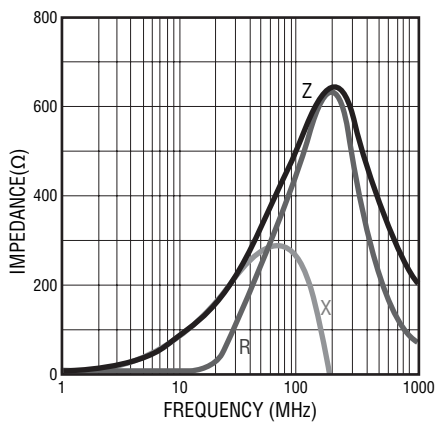
Specifications are subject to change without notice. Customers should verify actual device performance in their specific applications.

MG, MU, MZ Series High Impedance Chip Ferrite Beads

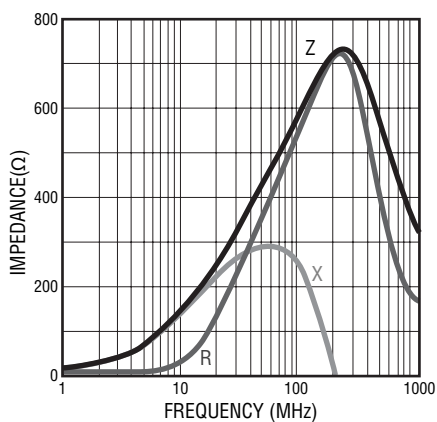


Electrical Specifications (continued)

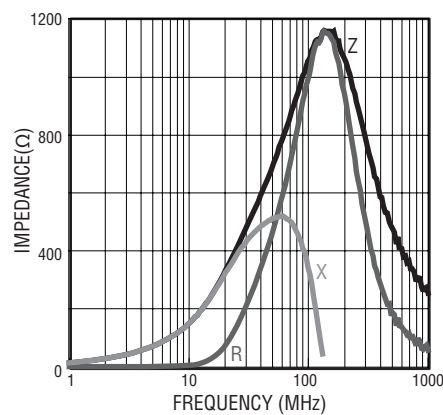
MU 1005- 471Y



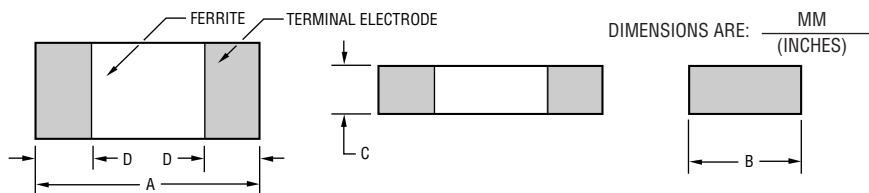
MU 1005- 601Y



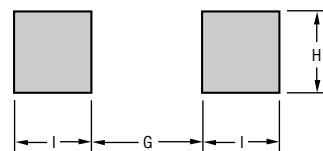
MU 1005- 102Y



Product Dimensions



Recommended Land Pattern



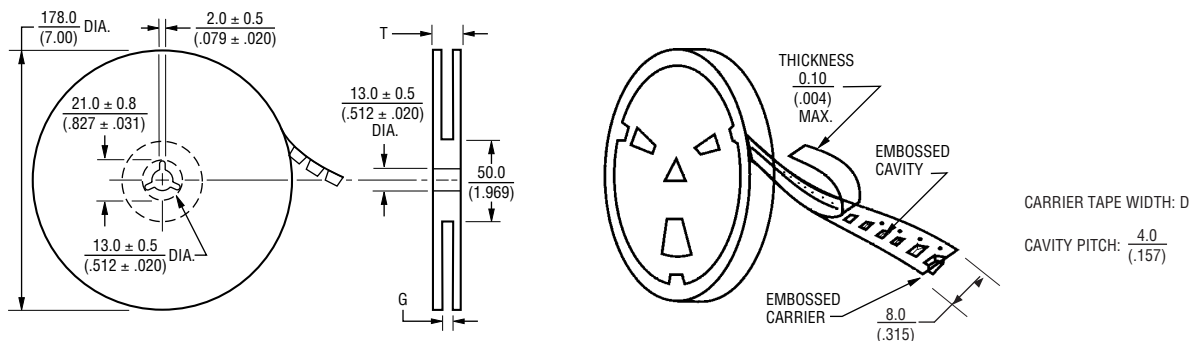
Series	A	B	C	D	G	H	I
3261	$\frac{3.2 \pm 0.2}{(.126 \pm .008)}$	$\frac{1.6 \pm 0.2}{(.063 \pm .008)}$	$\frac{1.1 \pm 0.2}{(.043 \pm .008)}$	$\frac{0.5 \pm 0.2}{(.020 \pm .008)}$	$\frac{2.0}{(.079)}$	$\frac{1.4}{(.053)}$	$\frac{1.1}{(.043)}$
2029	$\frac{2.0 \pm 0.2}{(.079 \pm .008)}$	$\frac{1.2 \pm 0.2}{(.047 \pm .008)}$	$\frac{0.9 \pm 0.2}{(.035 \pm .008)}$	$\frac{0.5 \pm 0.2}{(.020 \pm .008)}$	$\frac{1.0}{(.040)}$	$\frac{1.0}{(.040)}$	$\frac{1.0}{(.040)}$
1608	$\frac{1.6 \pm 0.2}{(.063 \pm .008)}$	$\frac{0.8 \pm 0.2}{(.031 \pm .008)}$	$\frac{0.8 \pm 0.2}{(.031 \pm .008)}$	$\frac{0.5 \pm 0.2}{(.020 \pm .008)}$	$\frac{0.7}{(.028)}$	$\frac{0.7}{(.028)}$	$\frac{0.7}{(.028)}$
1005	$\frac{1.0 \pm 0.10}{(.04 \pm .004)}$	$\frac{0.50 \pm 0.10}{(0.02 \pm .004)}$	$\frac{0.50 \pm 0.10}{(.02 \pm .004)}$	$\frac{0.25 \pm 0.10}{(.01 \pm .004)}$	$\frac{0.5}{(.02)}$	$\frac{0.55}{(.022)}$	$\frac{0.7}{(.028)}$

Specifications are subject to change without notice.
Customers should verify actual device performance in their specific applications.

MG, MU, MZ Series High Impedance Chip Ferrite Beads

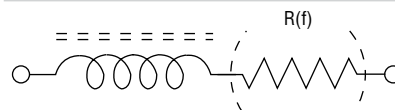
BOURNS®

Reel Dimensions

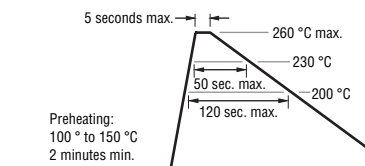


Series	Pcs. per Reel	Gross Weight (g)	D	G	T
3261	3,000	150	8.0 (.315)	10.0 +0 (.394 +0)	12.5 (.492)
2029	4,000	120			
1608	4,000	90			
1005	10,000	135			

Equivalent Circuit



Recommended Soldering



Компания «Life Electronics» занимается поставками электронных компонентов импортного и отечественного производства от производителей и со складов крупных дистрибьюторов Европы, Америки и Азии.

С конца 2013 года компания активно расширяет линейку поставок компонентов по направлению коаксиальный кабель, кварцевые генераторы и конденсаторы (керамические, пленочные, электролитические), за счёт заключения дистрибьюторских договоров

Мы предлагаем:

- Конкурентоспособные цены и скидки постоянным клиентам.
- Специальные условия для постоянных клиентов.
- Подбор аналогов.
- Поставку компонентов в любых объемах, удовлетворяющих вашим потребностям.
- Приемлемые сроки поставки, возможна ускоренная поставка.
- Доставку товара в любую точку России и стран СНГ.
- Комплексную поставку.
- Работу по проектам и поставку образцов.
- Формирование склада под заказчика.
- Сертификаты соответствия на поставляемую продукцию (по желанию клиента).
- Тестирование поставляемой продукции.
- Поставку компонентов, требующих военную и космическую приемку.
- Входной контроль качества.
- Наличие сертификата ISO.

В составе нашей компании организован Конструкторский отдел, призванный помогать разработчикам, и инженерам.

Конструкторский отдел помогает осуществить:

- Регистрацию проекта у производителя компонентов.
- Техническую поддержку проекта.
- Защиту от снятия компонента с производства.
- Оценку стоимости проекта по компонентам.
- Изготовление тестовой платы монтаж и пусконаладочные работы.



Тел: +7 (812) 336 43 04 (многоканальный)

Email: org@lifeelectronics.ru