



Features

- High resistance to heat and humidity
- Resistance to mechanical shock and pressure
- Accurate dimensions for automatic surface mounting
- Wide impedance range

Applications

- Power supply lines
- IC power lines
- Signal lines

MG, MU, MZ Series High Impedance Chip Ferrite Beads

Electrical Specifications

Model Number	Impedance (Ω) at 100 MHz	RDC (Ω) Max.	IDC (mA) Max.
MU3261-300Y	30 ±25 %	0.20	500
MU3261-600Y	60 ±25 %	0.20	400
MU3261-750Y	75 ±25 %	0.20	400
MU3261-101Y	100 ±25 %	0.15	500
MU3261-121Y	120 ±25 %	0.15	900
MG3261-151Y	150 ±25 %	0.30	300
MU3261-221Y	220 ±25 %	0.35	700
MG3261-301Y	300 ±25 %	0.30	300
MU3261-301Y	300 ±25 %	0.30	300
MU3261-471Y	470 ±25 %	0.35	400
MU3261-601Y	600 ±25 %	0.30	200
MZ3261-601Y	600 ±25 %	0.30	200
MU3261-801Y	800 ±25 %	0.60	300
MU3261-102Y	1000 ±25 %	0.60	100
MU3261-122Y	1200 ±25 % (at 50 MHz)	0.50	100
MU3261-152Y	1500 ±25 % (at 50 MHz)	0.70	300
MU3261-202Y	2000 ±25 % (at 30 MHz)	0.60	100
MG2029-100Y	10 ±25 %	0.20	400
MG2029-300Y	30 ±25 %	0.10	400
MG2029-400Y	40 ±25 %	0.20	300
MU2029-600Y	60 ±25 %	0.10	900
MG2029-800Y	80 ±25 %	0.20	300
MG2029-101Y	100 ±25 %	0.20	400
MG2029-121Y	120 ±25 %	0.25	300
MU2029-151Y	150 ±25 %	0.20	800
MU2029-221Y	220 ±25 %	0.30	500
MU2029-301Y	300 ±25 %	0.30	500
MU2029-471Y	470 ±25 %	0.35	700
MZ2029-601Y	600 ±25 %	0.40	100
MZ2029-601T	600 ±25 %	0.40	200
MZ2029-102Y	1000 ±25 %	0.45	100
MG1608-300Y	30 ±25 %	0.20	200
MG1608-400Y	40 ±25 %	0.30	300
MU1608-600Y	60 ±25 %	0.20	700
MG1608-800Y	80 ±25 %	0.30	300
MG1608-101Y	100 ±25 %	0.25	200
MG1608-121Y	120 ±25 %	0.30	200
MU1608-151Y	150 ±25 %	0.25	600
MU1608-221Y	220 ±25 %	0.30	200
MU1608-301Y	300 ±25 %	0.35	150
MU1608-471Y	470 ±25 %	0.45	350
MZ1608-601Y	600 ±25 %	0.45	100
MZ1608-102Y	1000 ±25 %	0.60	100
MU1005-100Y	10 ±25 %	0.10	500
MU1005-300Y	30 ±25 %	0.20	300
MU1005-600Y	60 ±25 %	0.25	300
MU1005-121Y	120 ±25 %	0.30	100
MU1005-151Y	150 ±25 %	0.30	100
MU1005-221Y	220 ±25 %	0.40	100
MU1005-241Y	240 ±25 %	0.60	100
MU1005-301Y	300 ±25 %	0.50	100
MU1005-471Y	470 ±25 %	0.65	100
MU1005-601Y	600 ±25 %	0.80	80
MU1005-102Y	1000 ±25 %	1.20	80

General Specifications

Operating Temperature-55 °C to +125 °C
 Storage Temperature ..-55 °C to +125 °C
 Storage Condition+40 °C max. at 70 % RH
 Reflow Soldering230 °C, 50 seconds max.
 Resistance to Soldering Heat260 °C, 5 seconds
 Rated CurrentBased on max. temperature rise of +40 °C
 Terminal Strength (Force "F" applied for 30 seconds)
 3261 Series1.0 F (Kg)
 2029 Series0.6 F (Kg)
 1608 Series0.5 F (Kg)

Materials

Core MaterialFerrite
 Internal ConductorAg or Ag/Pd
 TerminalAg/Ni/Sn

*RoHS Directive 2002/95/EC Jan 27, 2003 including Annex and RoHS Recast 2011/65/EU June 8, 2011.
 Specifications are subject to change without notice.
 Customers should verify actual device performance in their specific applications.

MG, MU, MZ Series High Impedance Chip Ferrite Beads

BOURNS®

Electrical Specifications (continued)

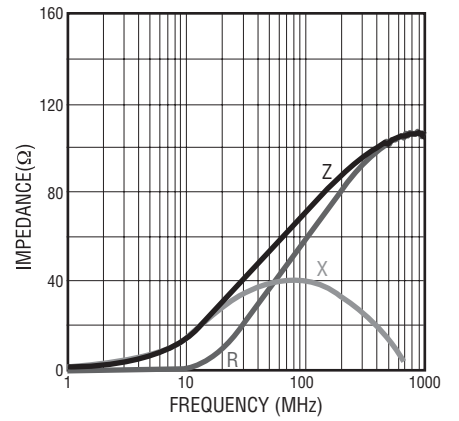
MU 3261- 300Y



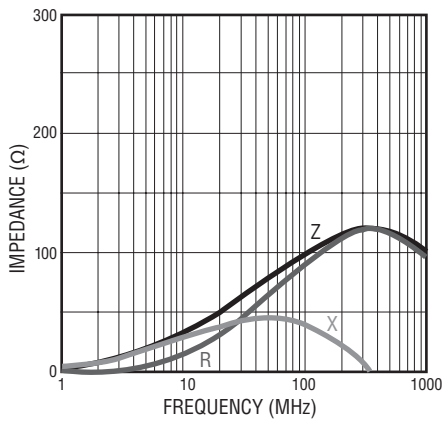
MU 3261- 600Y



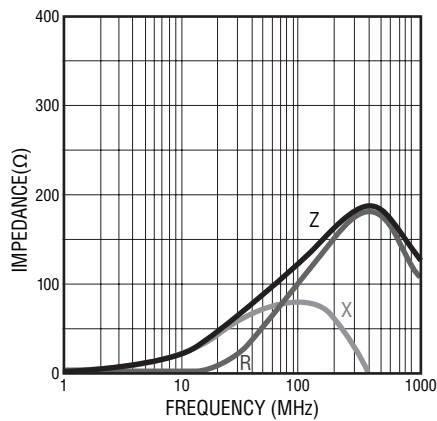
MU 3261- 750Y



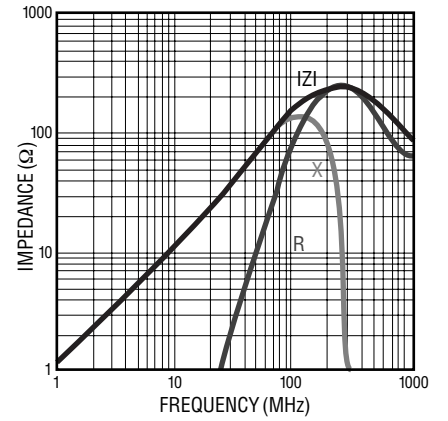
MU 3261- 101Y



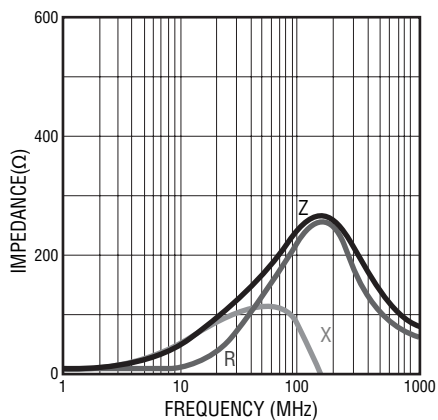
MU 3261- 121Y



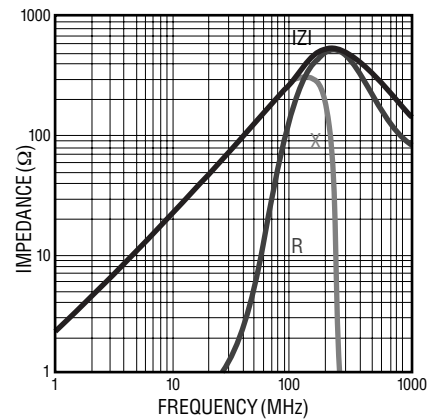
MG 3261- 151Y



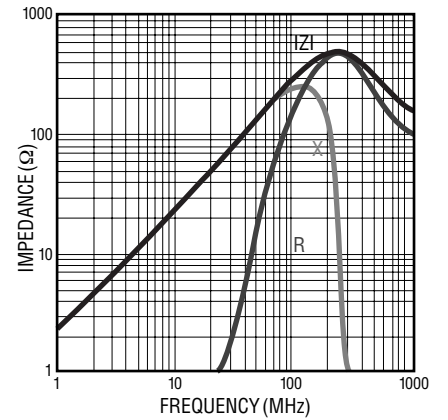
MU 3261- 221Y



MG 3261- 301Y



MU 3261- 301Y



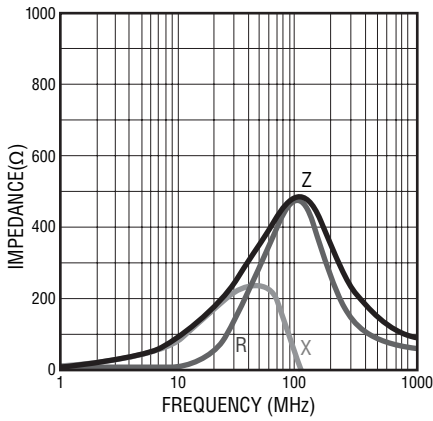
Specifications are subject to change without notice.
Customers should verify actual device performance in their specific applications.

MG, MU, MZ Series High Impedance Chip Ferrite Beads

BOURNS®

Electrical Specifications (continued)

MU 3261- 471Y



MU 3261- 601Y



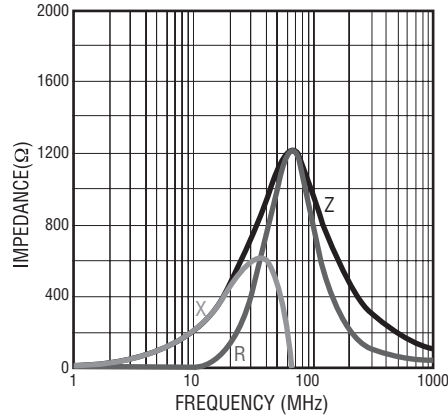
MZ 3261- 601Y



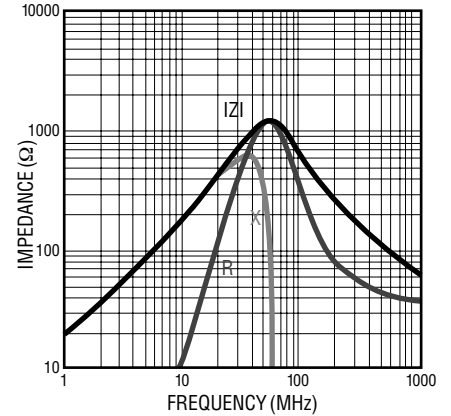
MU 3261- 801Y



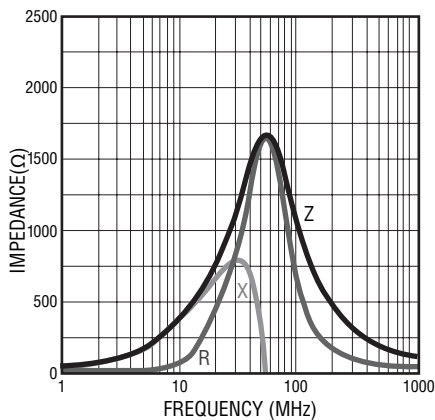
MU 3261- 102Y



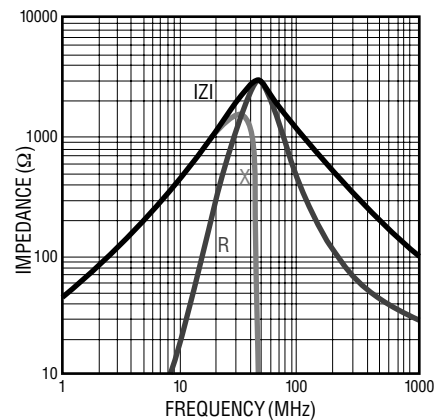
MU 3261- 122Y



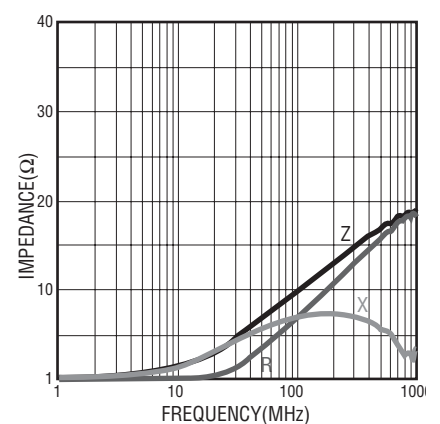
MU 3261- 152Y



MU 3261- 202Y



MG 2029- 100Y



Specifications are subject to change without notice.
Customers should verify actual device performance in their specific applications.

MG, MU, MZ Series High Impedance Chip Ferrite Beads

BOURNS®

Electrical Specifications (continued)

MG 2029- 300Y



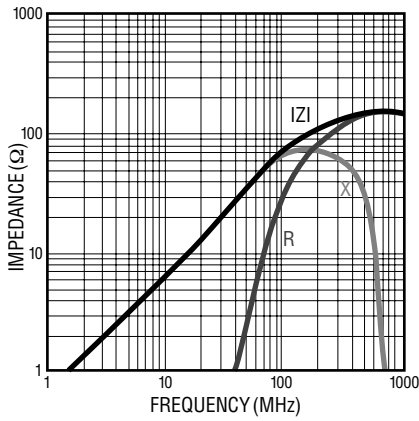
MG 2029- 400Y



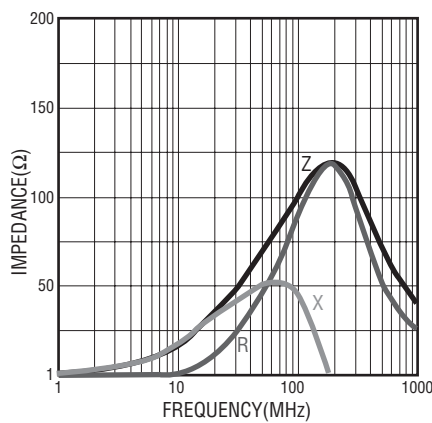
MU 2029- 600Y



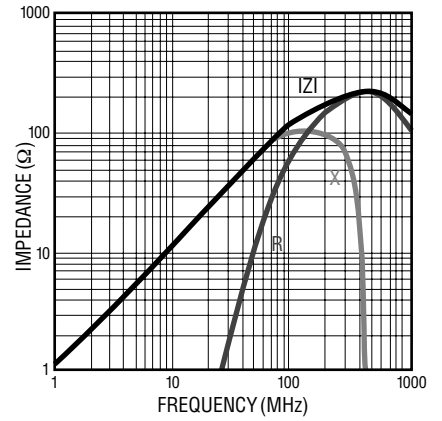
MG 2029- 800Y



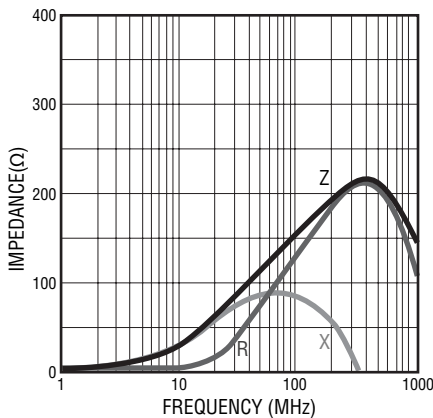
MG 2029- 101Y



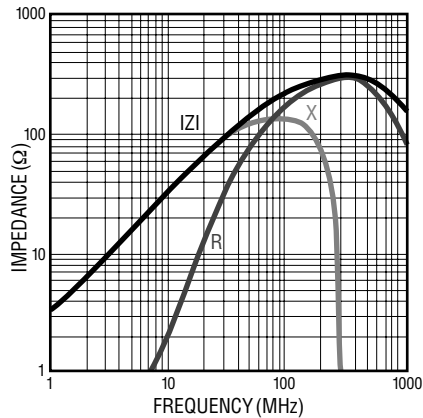
MG 2029- 121Y



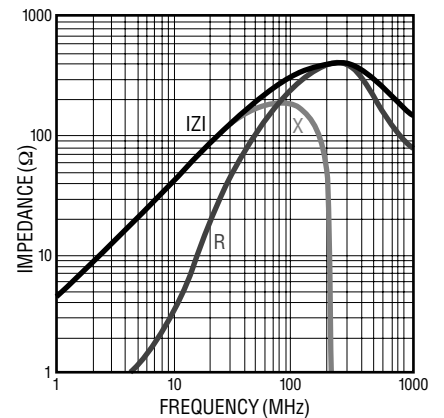
MU 2029- 151Y



MU 2029- 221Y



MU 2029- 301Y



Specifications are subject to change without notice.
Customers should verify actual device performance in their specific applications.

MG, MU, MZ Series High Impedance Chip Ferrite Beads

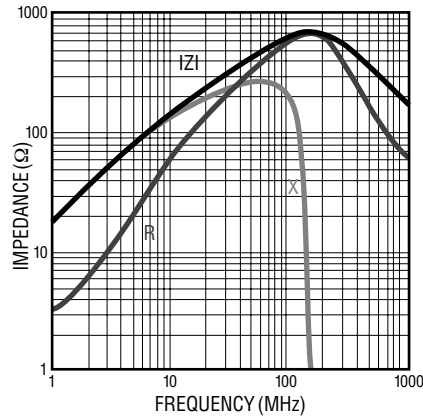
BOURNS®

Electrical Specifications (continued)

MU 2029- 471Y



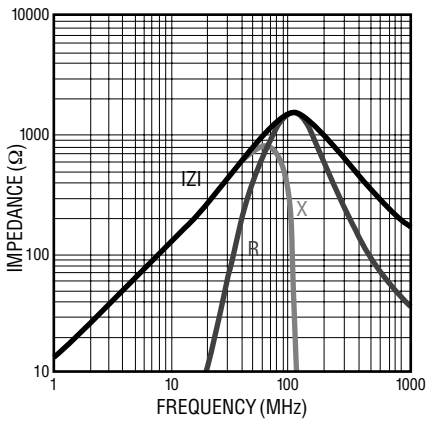
MZ 2029- 601Y



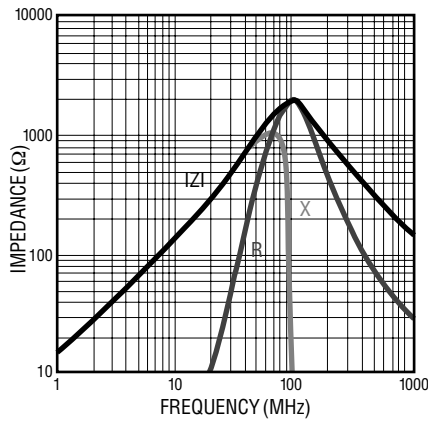
MZ 2029- 102Y



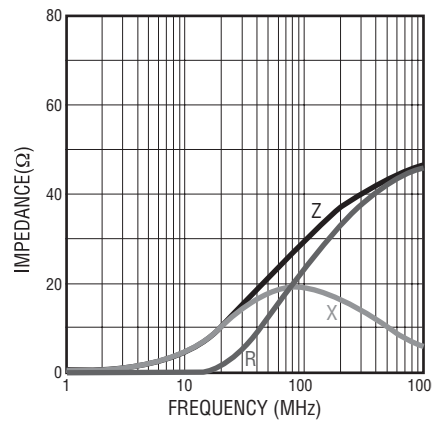
MG 2029- 152Y



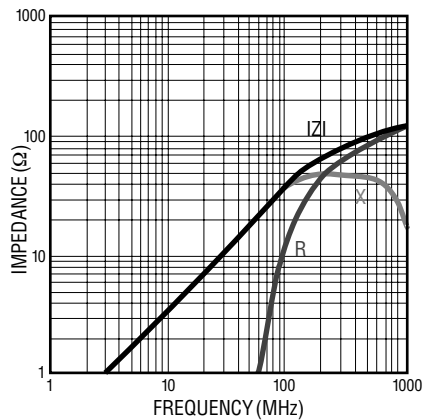
MG 2029- 202Y



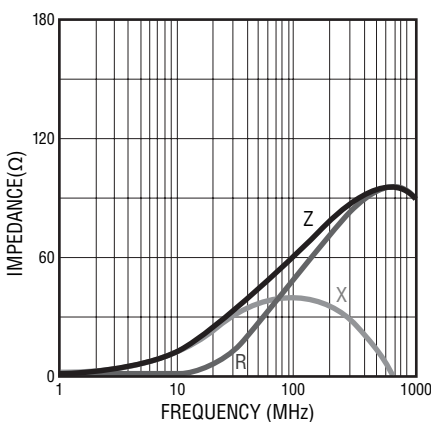
MU 1608- 300Y



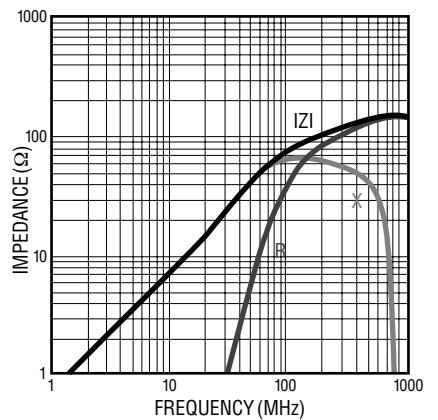
MG 1608- 400Y



MU 1608- 600Y



MG 1608- 800Y



Specifications are subject to change without notice. Customers should verify actual device performance in their specific applications.

MG, MU, MZ Series High Impedance Chip Ferrite Beads

BOURNS®

Electrical Specifications (continued)

MU 1608- 101Y



MG 1608- 121Y



MU 1608- 151Y



MU 1608- 221Y



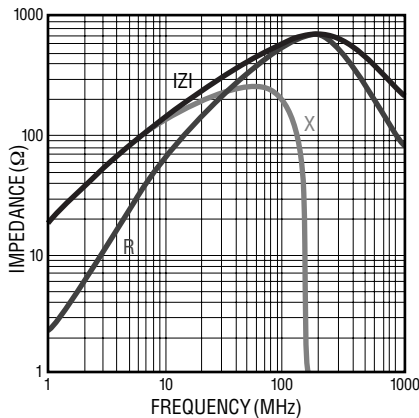
MU 1608- 301Y



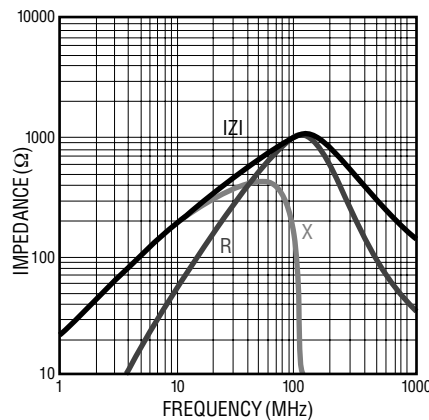
MU 1608- 471Y



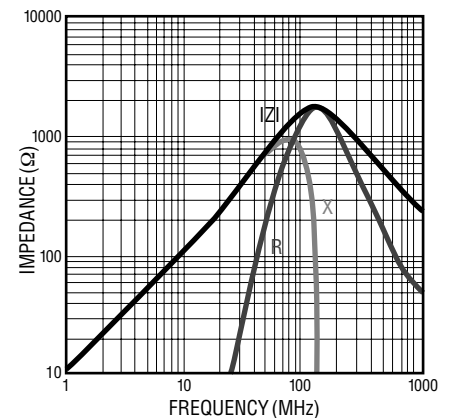
MZ 1608- 601Y



MZ 1608- 102Y



MG 1608- 152Y



Specifications are subject to change without notice.
Customers should verify actual device performance in their specific applications.

MG, MU, MZ Series High Impedance Chip Ferrite Beads

BOURNS®

Electrical Specifications (continued)

MZ 1608- 222Y



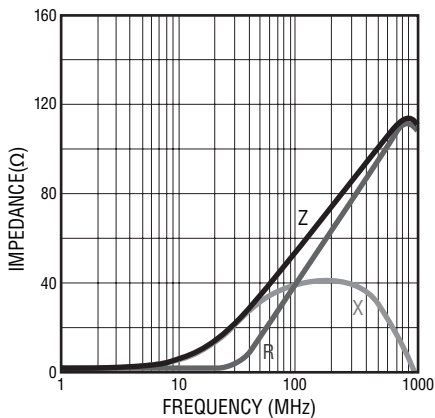
MU 1005- 100Y



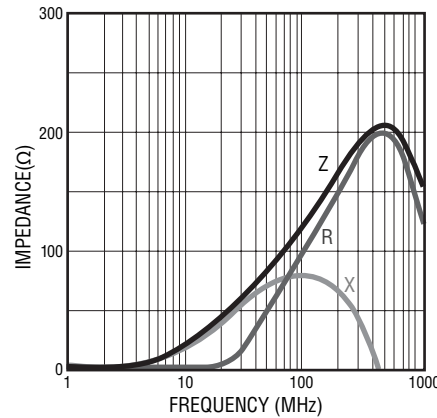
MU 1005- 300Y



MU 1005- 600Y



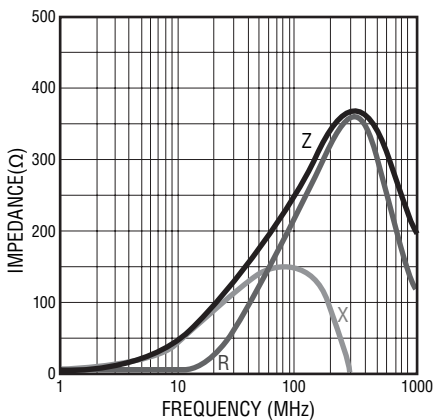
MU 1005- 121Y



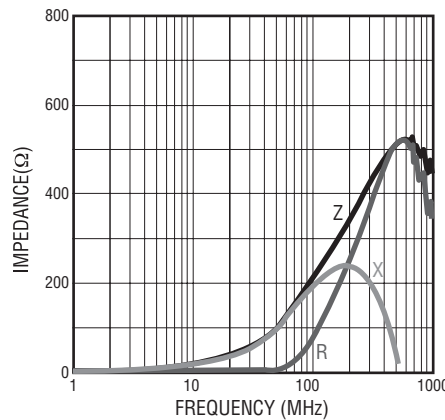
MU 1005- 151Y



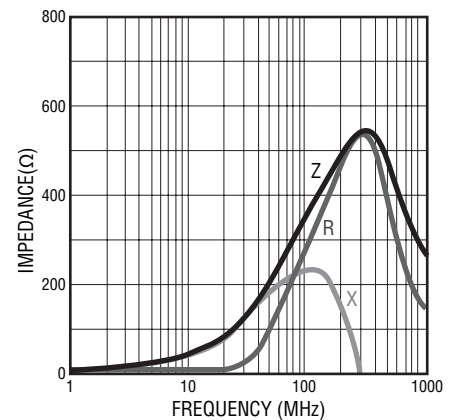
MU 1005- 221Y



MU 1005- 241Y



MU 1005- 301Y



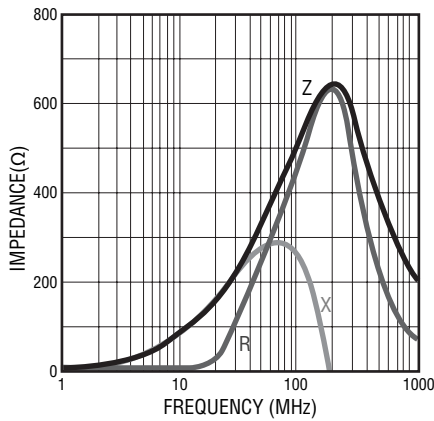
Specifications are subject to change without notice. Customers should verify actual device performance in their specific applications.

MG, MU, MZ Series High Impedance Chip Ferrite Beads

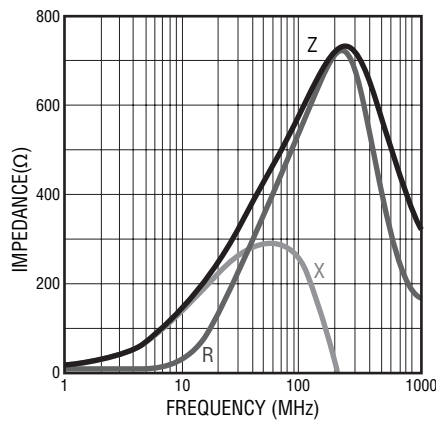
BOURNS®

Electrical Specifications (continued)

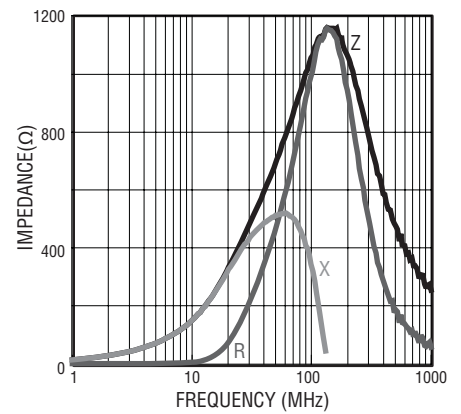
MU 1005- 471Y



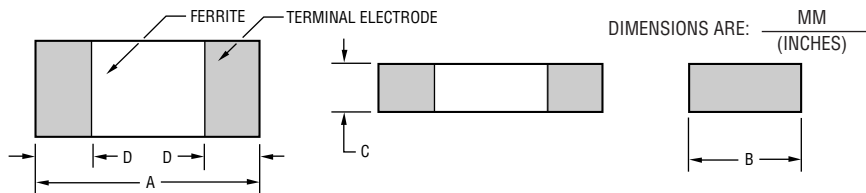
MU 1005- 601Y



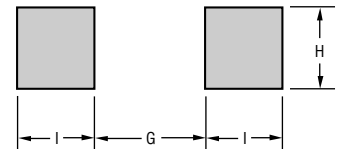
MU 1005- 102Y



Product Dimensions



Recommended Land Pattern



Series	A	B	C	D	G	H	I
3261	$\frac{3.2 \pm 0.2}{(.126 \pm .008)}$	$\frac{1.6 \pm 0.2}{(.063 \pm .008)}$	$\frac{1.1 \pm 0.2}{(.043 \pm .008)}$	$\frac{0.5 \pm 0.2}{(.020 \pm .008)}$	$\frac{2.0}{(.079)}$	$\frac{1.4}{(.053)}$	$\frac{1.1}{(.043)}$
2029	$\frac{2.0 \pm 0.2}{(.079 \pm .008)}$	$\frac{1.2 \pm 0.2}{(.047 \pm .008)}$	$\frac{0.9 \pm 0.2}{(.035 \pm .008)}$	$\frac{0.5 \pm 0.2}{(.020 \pm .008)}$	$\frac{1.0}{(.040)}$	$\frac{1.0}{(.040)}$	$\frac{1.0}{(.040)}$
1608	$\frac{1.6 \pm 0.2}{(.063 \pm .008)}$	$\frac{0.8 \pm 0.2}{(.031 \pm .008)}$	$\frac{0.8 \pm 0.2}{(.031 \pm .008)}$	$\frac{0.5 \pm 0.2}{(.020 \pm .008)}$	$\frac{0.7}{(.028)}$	$\frac{0.7}{(.028)}$	$\frac{0.7}{(.028)}$
1005	$\frac{1.0 \pm 0.10}{(.04 \pm .004)}$	$\frac{0.50 \pm 0.10}{(0.02 \pm .004)}$	$\frac{0.50 \pm 0.10}{(.02 \pm .004)}$	$\frac{0.25 \pm 0.10}{(.01 \pm .004)}$	$\frac{0.5}{(.02)}$	$\frac{0.55}{(.022)}$	$\frac{0.7}{(.028)}$

Specifications are subject to change without notice.
Customers should verify actual device performance in their specific applications.

MG, MU, MZ Series High Impedance Chip Ferrite Beads

BOURNS®

Reel Dimensions

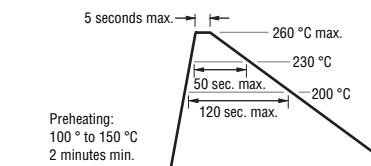


Series	Pcs. per Reel	Gross Weight (g)	D	G	T
3261	3,000	150	$\frac{8.0}{(.315)}$	$\frac{10.0 +0}{(.394 +0)}$	$\frac{12.5}{(.492)}$
2029	4,000	120			
1608	4,000	90			
1005	10,000	135			

Equivalent Circuit



Recommended Soldering



Компания «Life Electronics» занимается поставками электронных компонентов импортного и отечественного производства от производителей и со складов крупных дистрибьюторов Европы, Америки и Азии.

С конца 2013 года компания активно расширяет линейку поставок компонентов по направлению коаксиальный кабель, кварцевые генераторы и конденсаторы (керамические, пленочные, электролитические), за счёт заключения дистрибьюторских договоров

Мы предлагаем:

- Конкурентоспособные цены и скидки постоянным клиентам.
- Специальные условия для постоянных клиентов.
- Подбор аналогов.
- Поставку компонентов в любых объемах, удовлетворяющих вашим потребностям.
- Приемлемые сроки поставки, возможна ускоренная поставка.
- Доставку товара в любую точку России и стран СНГ.
- Комплексную поставку.
- Работу по проектам и поставку образцов.
- Формирование склада под заказчика.
- Сертификаты соответствия на поставляемую продукцию (по желанию клиента).
- Тестирование поставляемой продукции.
- Поставку компонентов, требующих военную и космическую приемку.
- Входной контроль качества.
- Наличие сертификата ISO.

В составе нашей компании организован Конструкторский отдел, призванный помогать разработчикам, и инженерам.

Конструкторский отдел помогает осуществить:

- Регистрацию проекта у производителя компонентов.
- Техническую поддержку проекта.
- Защиту от снятия компонента с производства.
- Оценку стоимости проекта по компонентам.
- Изготовление тестовой платы монтаж и пусконаладочные работы.



Тел: +7 (812) 336 43 04 (многоканальный)

Email: org@lifeelectronics.ru