



## Features

- High resistance to heat and humidity
- Resistance to mechanical shock and pressure
- Accurate dimensions for automatic surface mounting
- Wide impedance range

## Applications

- Power supply lines
- IC power lines
- Signal lines

# MG, MU, MZ Series High Impedance Chip Ferrite Beads

### Electrical Specifications

| Model Number | Impedance (Ω) at 100 MHz | RDC (Ω) Max. | IDC (mA) Max. |
|--------------|--------------------------|--------------|---------------|
| MU3261-300Y  | 30 ±25 %                 | 0.20         | 500           |
| MU3261-600Y  | 60 ±25 %                 | 0.20         | 400           |
| MU3261-750Y  | 75 ±25 %                 | 0.20         | 400           |
| MU3261-101Y  | 100 ±25 %                | 0.15         | 500           |
| MU3261-121Y  | 120 ±25 %                | 0.15         | 900           |
| MG3261-151Y  | 150 ±25 %                | 0.30         | 300           |
| MU3261-221Y  | 220 ±25 %                | 0.35         | 700           |
| MG3261-301Y  | 300 ±25 %                | 0.30         | 300           |
| MU3261-301Y  | 300 ±25 %                | 0.30         | 300           |
| MU3261-471Y  | 470 ±25 %                | 0.35         | 400           |
| MU3261-601Y  | 600 ±25 %                | 0.30         | 200           |
| MZ3261-601Y  | 600 ±25 %                | 0.30         | 200           |
| MU3261-801Y  | 800 ±25 %                | 0.60         | 300           |
| MU3261-102Y  | 1000 ±25 %               | 0.60         | 100           |
| MU3261-122Y  | 1200 ±25 % (at 50 MHz)   | 0.50         | 100           |
| MU3261-152Y  | 1500 ±25 % (at 50 MHz)   | 0.70         | 300           |
| MU3261-202Y  | 2000 ±25 % (at 30 MHz)   | 0.60         | 100           |
| MG2029-100Y  | 10 ±25 %                 | 0.20         | 400           |
| MG2029-300Y  | 30 ±25 %                 | 0.10         | 400           |
| MG2029-400Y  | 40 ±25 %                 | 0.20         | 300           |
| MU2029-600Y  | 60 ±25 %                 | 0.10         | 900           |
| MG2029-800Y  | 80 ±25 %                 | 0.20         | 300           |
| MG2029-101Y  | 100 ±25 %                | 0.20         | 400           |
| MG2029-121Y  | 120 ±25 %                | 0.25         | 300           |
| MU2029-151Y  | 150 ±25 %                | 0.20         | 800           |
| MU2029-221Y  | 220 ±25 %                | 0.30         | 500           |
| MU2029-301Y  | 300 ±25 %                | 0.30         | 500           |
| MU2029-471Y  | 470 ±25 %                | 0.35         | 700           |
| MZ2029-601Y  | 600 ±25 %                | 0.40         | 100           |
| MZ2029-601T  | 600 ±25 %                | 0.40         | 200           |
| MZ2029-102Y  | 1000 ±25 %               | 0.45         | 100           |
| MG1608-300Y  | 30 ±25 %                 | 0.20         | 200           |
| MG1608-400Y  | 40 ±25 %                 | 0.30         | 300           |
| MU1608-600Y  | 60 ±25 %                 | 0.20         | 700           |
| MG1608-800Y  | 80 ±25 %                 | 0.30         | 300           |
| MG1608-101Y  | 100 ±25 %                | 0.25         | 200           |
| MG1608-121Y  | 120 ±25 %                | 0.30         | 200           |
| MU1608-151Y  | 150 ±25 %                | 0.25         | 600           |
| MU1608-221Y  | 220 ±25 %                | 0.30         | 200           |
| MU1608-301Y  | 300 ±25 %                | 0.35         | 150           |
| MU1608-471Y  | 470 ±25 %                | 0.45         | 350           |
| MZ1608-601Y  | 600 ±25 %                | 0.45         | 100           |
| MZ1608-102Y  | 1000 ±25 %               | 0.60         | 100           |
| MU1005-100Y  | 10 ±25 %                 | 0.10         | 500           |
| MU1005-300Y  | 30 ±25 %                 | 0.20         | 300           |
| MU1005-600Y  | 60 ±25 %                 | 0.25         | 300           |
| MU1005-121Y  | 120 ±25 %                | 0.30         | 100           |
| MU1005-151Y  | 150 ±25 %                | 0.30         | 100           |
| MU1005-221Y  | 220 ±25 %                | 0.40         | 100           |
| MU1005-241Y  | 240 ±25 %                | 0.60         | 100           |
| MU1005-301Y  | 300 ±25 %                | 0.50         | 100           |
| MU1005-471Y  | 470 ±25 %                | 0.65         | 100           |
| MU1005-601Y  | 600 ±25 %                | 0.80         | 80            |
| MU1005-102Y  | 1000 ±25 %               | 1.20         | 80            |

### General Specifications

Operating Temperature .....-55 °C to +125 °C  
 Storage Temperature ..-55 °C to +125 °C  
 Storage Condition .....+40 °C max. at 70 % RH  
 Reflow Soldering .....230 °C, 50 seconds max.  
 Resistance to Soldering Heat .....260 °C, 5 seconds  
 Rated Current .....Based on max. temperature rise of +40 °C  
 Terminal Strength (Force "F" applied for 30 seconds)  
 3261 Series .....1.0 F (Kg)  
 2029 Series .....0.6 F (Kg)  
 1608 Series .....0.5 F (Kg)

### Materials

Core Material .....Ferrite  
 Internal Conductor .....Ag or Ag/Pd  
 Terminal .....Ag/Ni/Sn

\*RoHS Directive 2002/95/EC Jan 27, 2003 including Annex and RoHS Recast 2011/65/EU June 8, 2011.  
 Specifications are subject to change without notice.  
 Customers should verify actual device performance in their specific applications.

# MG, MU, MZ Series High Impedance Chip Ferrite Beads

**BOURNS®**

## Electrical Specifications (continued)

**MU 3261- 300Y**



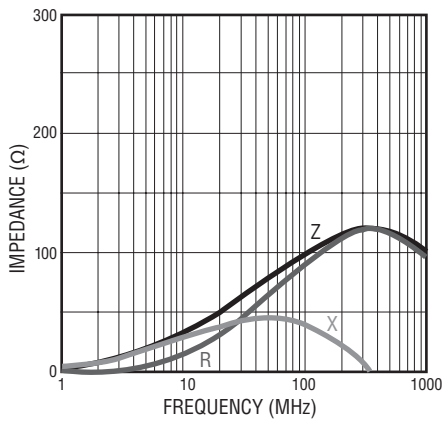
**MU 3261- 600Y**



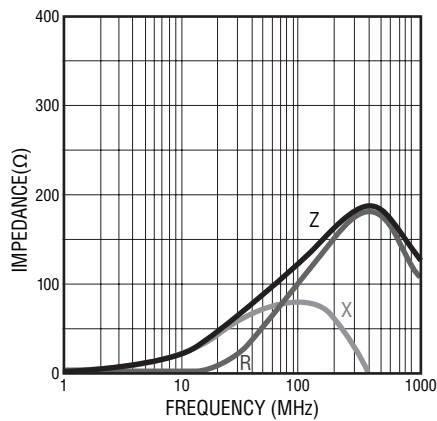
**MU 3261- 750Y**



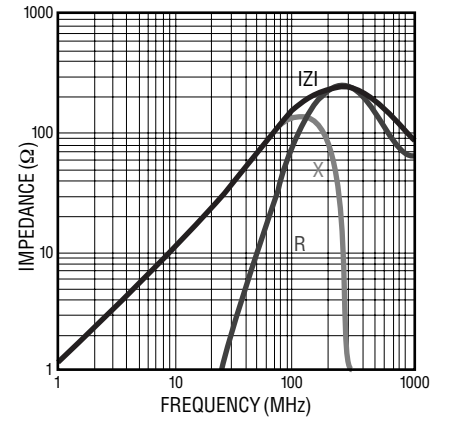
**MU 3261- 101Y**



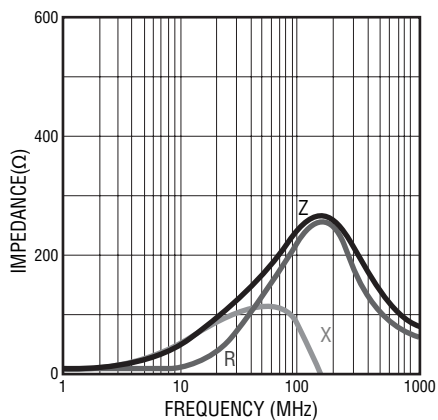
**MU 3261- 121Y**



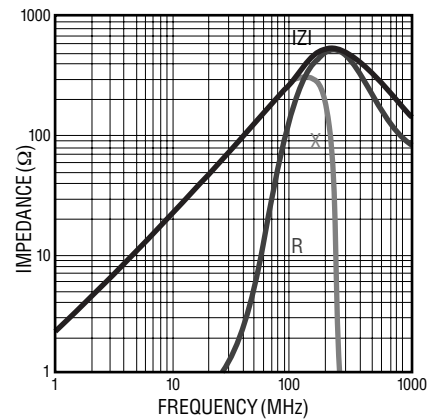
**MG 3261- 151Y**



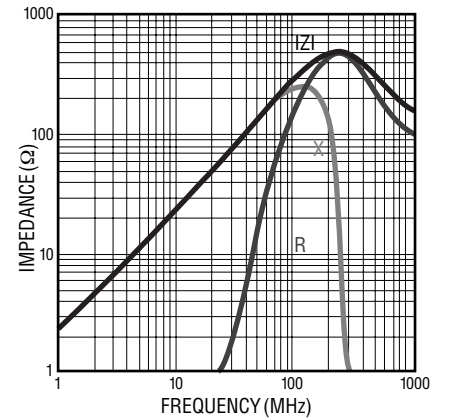
**MU 3261- 221Y**



**MG 3261- 301Y**



**MU 3261- 301Y**



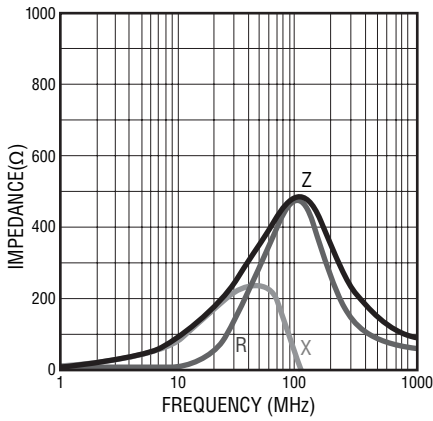
Specifications are subject to change without notice.  
Customers should verify actual device performance in their specific applications.

# MG, MU, MZ Series High Impedance Chip Ferrite Beads

**BOURNS®**

## Electrical Specifications (continued)

**MU 3261- 471Y**



**MU 3261- 601Y**



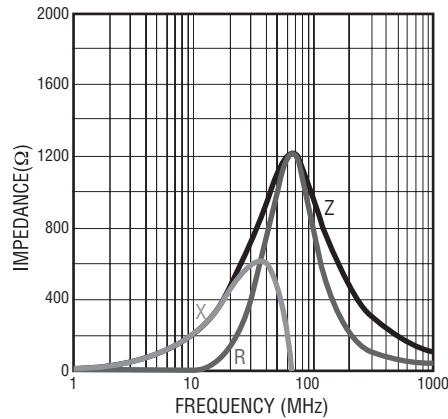
**MZ 3261- 601Y**



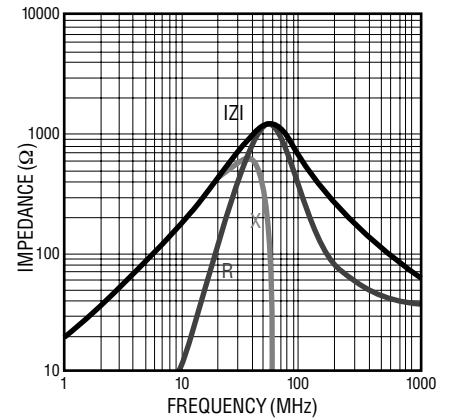
**MU 3261- 801Y**



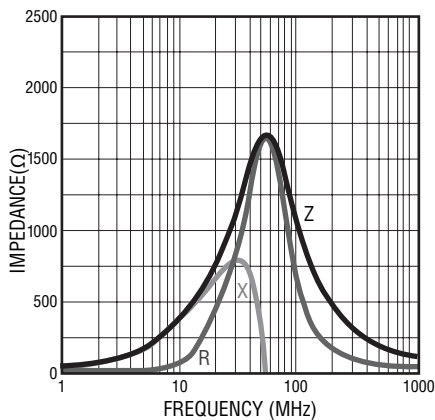
**MU 3261- 102Y**



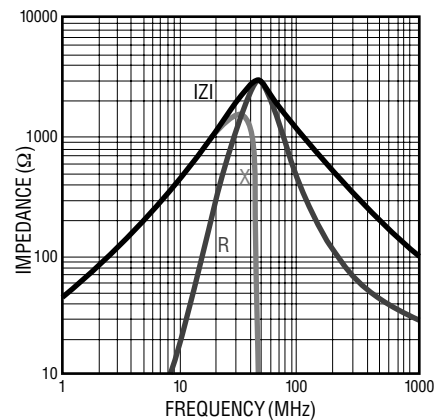
**MU 3261- 122Y**



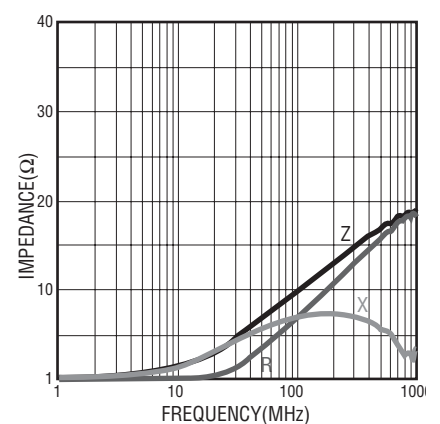
**MU 3261- 152Y**



**MU 3261- 202Y**



**MG 2029- 100Y**



Specifications are subject to change without notice.  
Customers should verify actual device performance in their specific applications.

# MG, MU, MZ Series High Impedance Chip Ferrite Beads

**BOURNS®**

## Electrical Specifications (continued)

**MG 2029- 300Y**



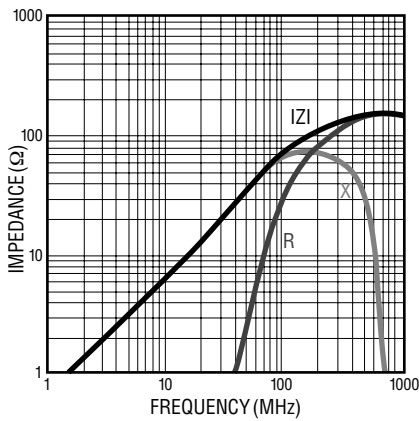
**MG 2029- 400Y**



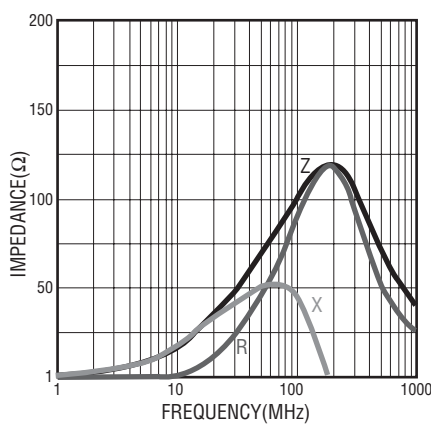
**MU 2029- 600Y**



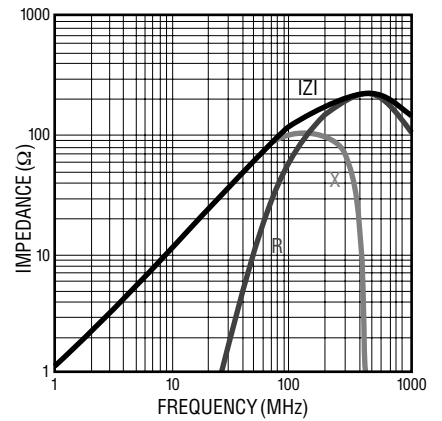
**MG 2029- 800Y**



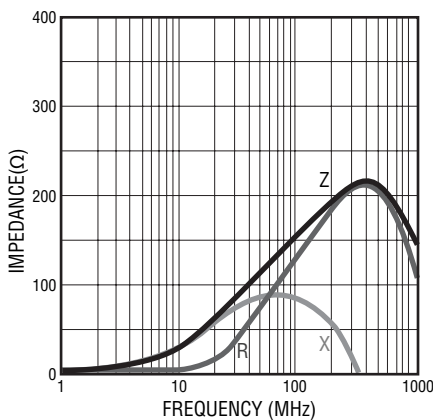
**MG 2029- 101Y**



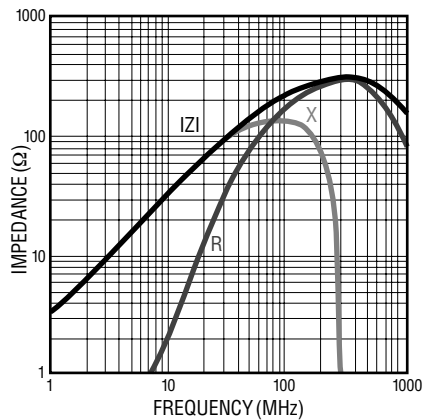
**MG 2029- 121Y**



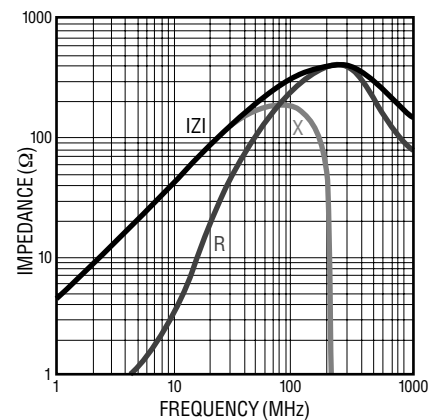
**MU 2029- 151Y**



**MU 2029- 221Y**



**MU 2029- 301Y**



Specifications are subject to change without notice.  
Customers should verify actual device performance in their specific applications.

# MG, MU, MZ Series High Impedance Chip Ferrite Beads

**BOURNS®**

## Electrical Specifications (continued)

**MU 2029- 471Y**



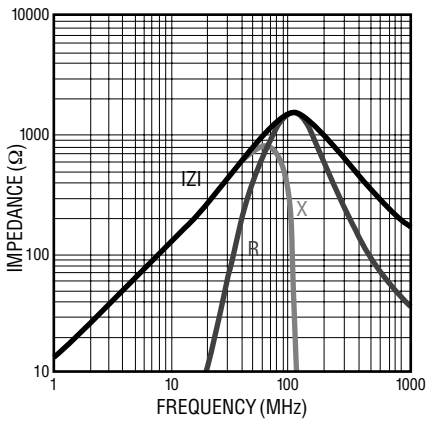
**MZ 2029- 601Y**



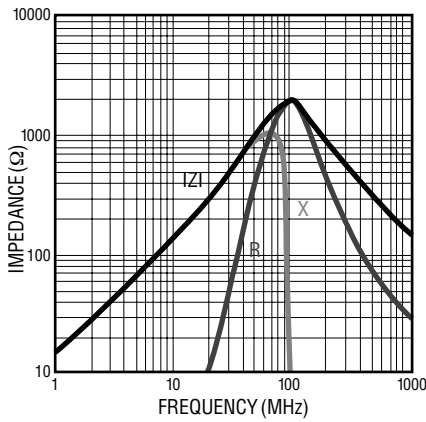
**MZ 2029- 102Y**



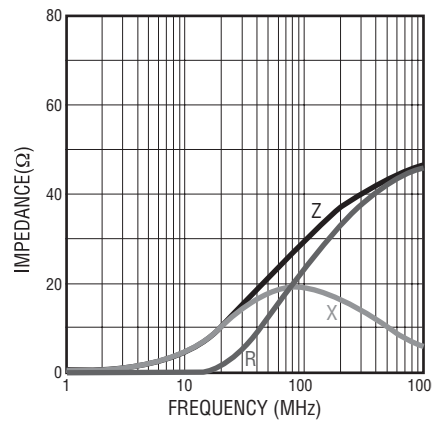
**MG 2029- 152Y**



**MG 2029- 202Y**



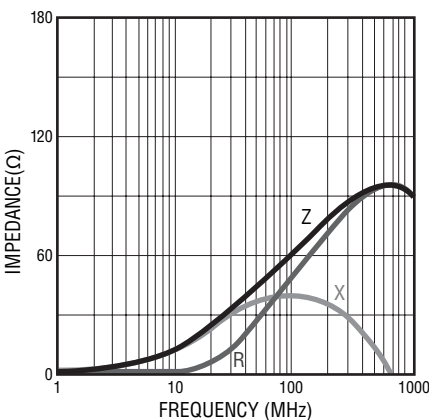
**MU 1608- 300Y**



**MG 1608- 400Y**



**MU 1608- 600Y**



**MG 1608- 800Y**



Specifications are subject to change without notice. Customers should verify actual device performance in their specific applications.

# MG, MU, MZ Series High Impedance Chip Ferrite Beads

**BOURNS®**

## Electrical Specifications (continued)

**MU 1608- 101Y**



**MG 1608- 121Y**



**MU 1608- 151Y**



**MU 1608- 221Y**



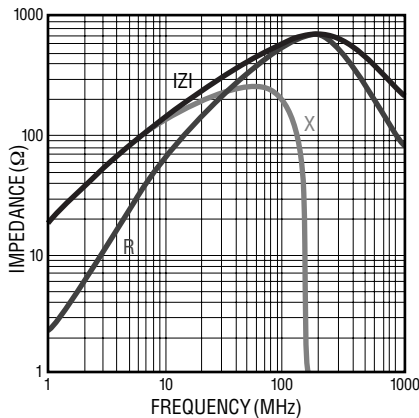
**MU 1608- 301Y**



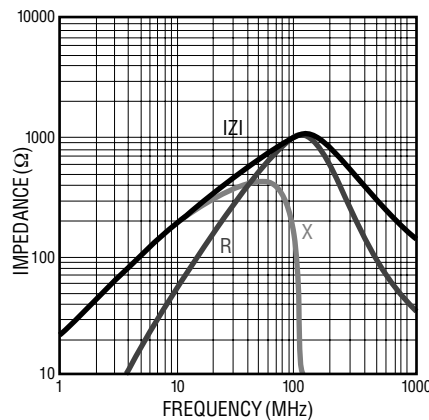
**MU 1608- 471Y**



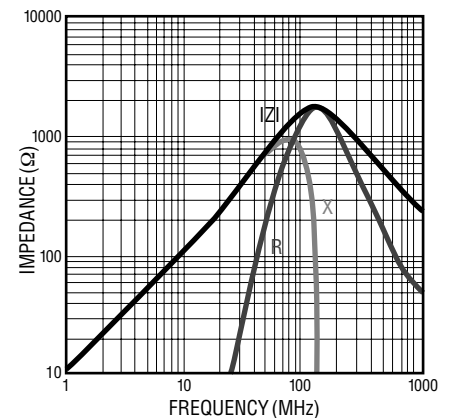
**MZ 1608- 601Y**



**MZ 1608- 102Y**



**MG 1608- 152Y**



Specifications are subject to change without notice.  
Customers should verify actual device performance in their specific applications.

# MG, MU, MZ Series High Impedance Chip Ferrite Beads

**BOURNS®**

## Electrical Specifications (continued)

**MZ 1608- 222Y**



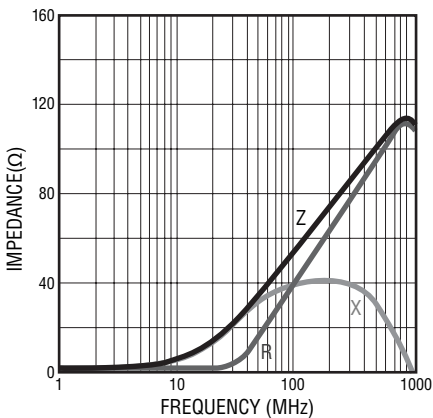
**MU 1005- 100Y**



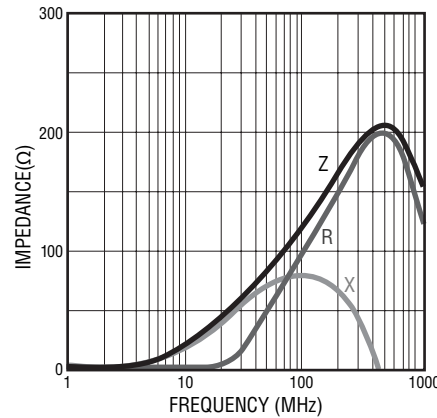
**MU 1005- 300Y**



**MU 1005- 600Y**



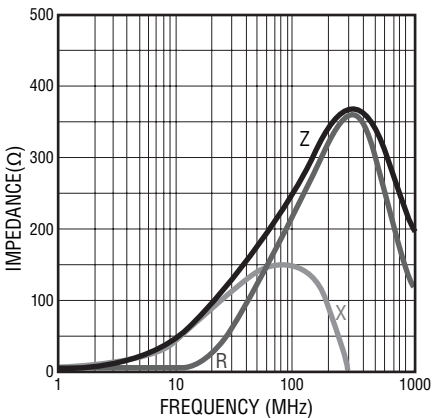
**MU 1005- 121Y**



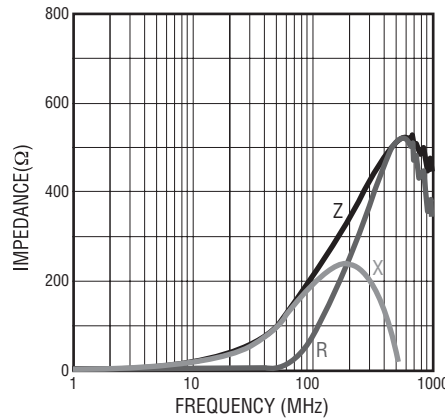
**MU 1005- 151Y**



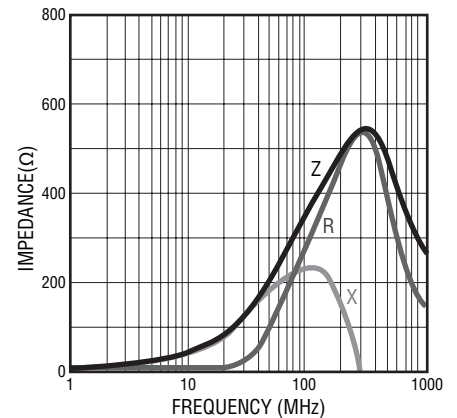
**MU 1005- 221Y**



**MU 1005- 241Y**



**MU 1005- 301Y**



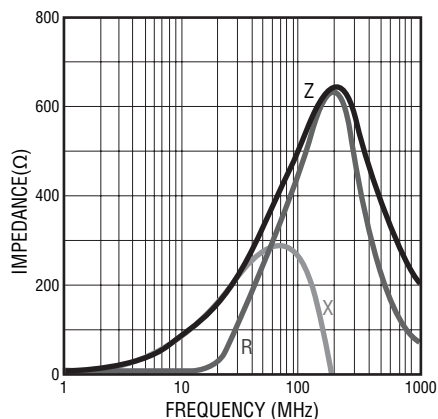
Specifications are subject to change without notice. Customers should verify actual device performance in their specific applications.

# MG, MU, MZ Series High Impedance Chip Ferrite Beads

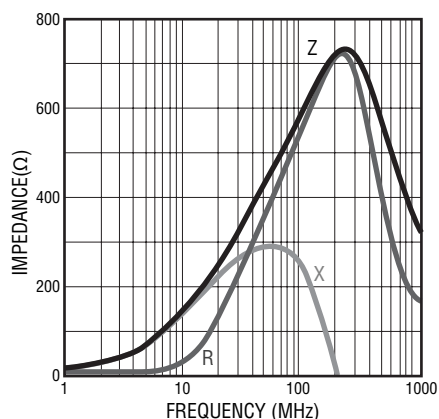


## Electrical Specifications (continued)

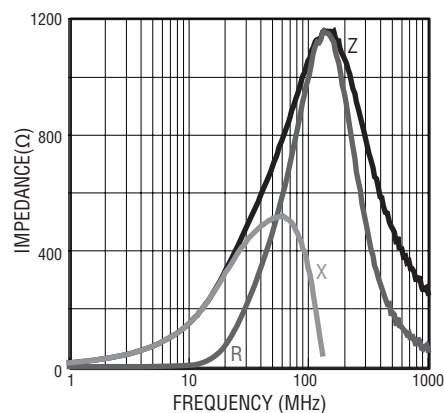
MU 1005- 471Y



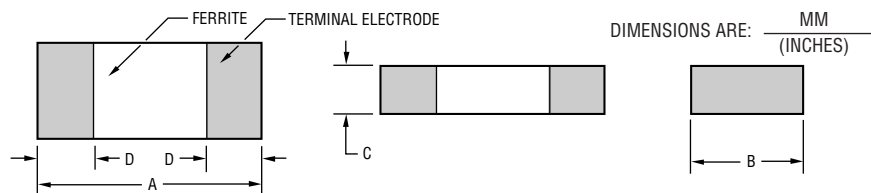
MU 1005- 601Y



MU 1005- 102Y



## Product Dimensions



## Recommended Land Pattern



| Series | A                                     | B                                       | C                                      | D                                      | G                    | H                     | I                    |
|--------|---------------------------------------|---|--|--|----------------------|-----------------------|----------------------|
| 3261   | $\frac{3.2 \pm 0.2}{(.126 \pm .008)}$ | $\frac{1.6 \pm 0.2}{(.063 \pm .008)}$   | $\frac{1.1 \pm 0.2}{(.043 \pm .008)}$  | $\frac{0.5 \pm 0.2}{(.020 \pm .008)}$  | $\frac{2.0}{(.079)}$ | $\frac{1.4}{(.053)}$  | $\frac{1.1}{(.043)}$ |
| 2029   | $\frac{2.0 \pm 0.2}{(.079 \pm .008)}$ | $\frac{1.2 \pm 0.2}{(.047 \pm .008)}$   | $\frac{0.9 \pm 0.2}{(.035 \pm .008)}$  | $\frac{0.5 \pm 0.2}{(.020 \pm .008)}$  | $\frac{1.0}{(.040)}$ | $\frac{1.0}{(.040)}$  | $\frac{1.0}{(.040)}$ |
| 1608   | $\frac{1.6 \pm 0.2}{(.063 \pm .008)}$ | $\frac{0.8 \pm 0.2}{(.031 \pm .008)}$   | $\frac{0.8 \pm 0.2}{(.031 \pm .008)}$  | $\frac{0.5 \pm 0.2}{(.020 \pm .008)}$  | $\frac{0.7}{(.028)}$ | $\frac{0.7}{(.028)}$  | $\frac{0.7}{(.028)}$ |
| 1005   | $\frac{1.0 \pm 0.10}{(.04 \pm .004)}$ | $\frac{0.50 \pm 0.10}{(0.02 \pm .004)}$ | $\frac{0.50 \pm 0.10}{(.02 \pm .004)}$ | $\frac{0.25 \pm 0.10}{(.01 \pm .004)}$ | $\frac{0.5}{(.02)}$  | $\frac{0.55}{(.022)}$ | $\frac{0.7}{(.028)}$ |

Specifications are subject to change without notice.  
Customers should verify actual device performance in their specific applications.



# MG, MU, MZ Series High Impedance Chip Ferrite Beads

**BOURNS®**

## Reel Dimensions



| Series | Pcs. per Reel | Gross Weight (g) | D             | G                    | T              |
|--------|---------------|------------------|---------------|----------------------|----------------|
| 3261   | 3,000         | 150              | 8.0<br>(.315) | 10.0 +0<br>(.394 +0) | 12.5<br>(.492) |
| 2029   | 4,000         | 120              |               |                      |                |
| 1608   | 4,000         | 90               |               |                      |                |
| 1005   | 10,000        | 135              |               |                      |                |

## Equivalent Circuit



## Recommended Soldering



Компания «Life Electronics» занимается поставками электронных компонентов импортного и отечественного производства от производителей и со складов крупных дистрибьюторов Европы, Америки и Азии.

С конца 2013 года компания активно расширяет линейку поставок компонентов по направлению коаксиальный кабель, кварцевые генераторы и конденсаторы (керамические, пленочные, электролитические), за счёт заключения дистрибьюторских договоров

Мы предлагаем:

- Конкуренеспособные цены и скидки постоянным клиентам.
- Специальные условия для постоянных клиентов.
- Подбор аналогов.
- Поставку компонентов в любых объемах, удовлетворяющих вашим потребностям.
- Приемлемые сроки поставки, возможна ускоренная поставка.
- Доставку товара в любую точку России и стран СНГ.
- Комплексную поставку.
- Работу по проектам и поставку образцов.
- Формирование склада под заказчика.
- Сертификаты соответствия на поставляемую продукцию (по желанию клиента).
- Тестирование поставляемой продукции.
- Поставку компонентов, требующих военную и космическую приемку.
- Входной контроль качества.
- Наличие сертификата ISO.

В составе нашей компании организован Конструкторский отдел, призванный помогать разработчикам, и инженерам.

Конструкторский отдел помогает осуществить:

- Регистрацию проекта у производителя компонентов.
- Техническую поддержку проекта.
- Защиту от снятия компонента с производства.
- Оценку стоимости проекта по компонентам.
- Изготовление тестовой платы монтаж и пусконаладочные работы.



Тел: +7 (812) 336 43 04 (многоканальный)

Email: [org@lifeelectronics.ru](mailto:org@lifeelectronics.ru)