

Safety module - PSR-SCP- 24DC/TS/M - 2986012

Please be informed that the data shown in this PDF Document is generated from our Online Catalog. Please find the complete data in the user's documentation. Our General Terms of Use for Downloads are valid (<http://download.phoenixcontact.com>)



A freely configurable master module for the monitoring of emergency stop, safety doors, light grids, etc., with 20 safe inputs and four safe outputs, four message outputs, two clock outputs and two ground switching outputs, can be expanded with additional input/output modules. Width: 67.5 mm

Why buy this product

- ✔ Including PSR-TBUS plug-in connector (DIN rail connector) for adapting safe extension modules
- ✔ Including IFS-CONFSTICK memory stick for easily storing and saving the configuration
- ✔ Option for connecting fieldbus gateways for diagnostics and signaling functions
- ✔ Easy graphical configuration with the SAFECONF software
- ✔ Flexible extension with safe inputs and outputs
- ✔ Multifunctional use for a wide range of safety functions
- ✔ Quick startup thanks to user-friendly simulation and test options
- ✔ Easy graphical configuration instead of complex programming
- ✔ Up to Cat. 4/PL e according to ISO 13849-1, SILCL 3 according to IEC 62061, SIL 3 according to IEC 61508
- ✔ Safe and standard extension via INTERFACE DIN rail TBUS
- ✔ With 20 safe inputs, 4 safe outputs, 4 alarm outputs, and 2 clock outputs on a design width of just 67.5 mm

Key commercial data

Packing unit	0
Minimum order quantity	1
Catalog page	Page 30 (IF-2011)
GTIN	 4 046356 346979
Custom tariff number	85364900
Country of origin	GERMANY

Technical data

Input data

Nominal input voltage UN	24 V DC
Input voltage range in reference to UN	0.85 ... 1.1
Typical input current at UN	110 mA
Maximum response time	< 30 ms
Bypassing voltage dips	20 ms
Recovery time	< 10 s

Safety module - PSR-SCP- 24DC/TS/M - 2986012

Technical data

Input data

Protective circuit	Surge protection Suppressor diode
Status display	4 LEDs (green, red)
Number of safe inputs	20
Nominal voltage UN	24 V DC
Typical current consumption	4 mA
Signal level "0" signal	< 5 V
Signal level "1" signal	> 11 V
Permissible cable length	2000 m
Error detection time at 1-channel structure	< 1 s

Output data

Output data	20 safe digital inputs 4 safe digital outputs 4 digital alarm outputs Clock outputs Yes
Number of safe semiconductor outputs	4 (Cat.4 / ISO 13849)
Number of ground switching outputs	2
Nominal voltage UN	24 V DC
Limiting continuous current	2 A (see derating curve)
Max. capacitive load	1 µF (When using electromechanical components (e.g., contactors), the capacitive load can be disregarded.)
Max. inductive load	(A suitable and effective protective circuit is to be provided for inductive loads. A recommended measure is the use of free-wheeling diodes.)
Test pulses	< 1 ms (To ground)
Short-circuit protection	Yes
Clock outputs	Yes
Number of outputs	2
Nominal voltage UN	24 V DC (A1 / A2)
Limiting continuous current	100 mA
Test pulses	~ 100 ms
Short-circuit protection	Yes
Alarm outputs	Yes
Number of outputs	4
Nominal voltage UN	24 V DC (A1 / A2)
Limiting continuous current	100 mA
Short-circuit protection	Yes

General data

Width	67.5 mm
Height	99 mm
Depth	114.5 mm
Ambient temperature (operation)	-20 °C ... 55 °C
Ambient temperature (storage/transport)	-20 °C ... 70 °C
Mounting position	Horizontal
Category according to EN 13849-1	4
Name	Air and creepage distances between the power circuits

Safety module - PSR-SCP- 24DC/TS/M - 2986012

Technical data

General data

Standards/regulations	DIN EN 50178
Rated surge voltage / insulation	0.8 kV / Basic isolation
Rated insulation voltage	50 V
Pollution degree	2
Surge voltage category	III
Housing material	Polyamide PA non-reinforced
Number of possible safe extension modules	10
Interfaces	USB

Connection data

Conductor cross section solid min.	0.2 mm ²
Conductor cross section solid max.	2.5 mm ²
Conductor cross section stranded min.	0.2 mm ²
Conductor cross section stranded max.	2.5 mm ²
Conductor cross section AWG/kcmil min.	24
Conductor cross section AWG/kcmil max	12
Stripping length	7 mm
Screw thread	M3
Connection method	Screw connection

Classifications

eclass

eCl@ss 4.0	27371102
eCl@ss 4.1	27371102
eCl@ss 5.0	27371901
eCl@ss 5.1	27371901
eCl@ss 6.0	27371819

etim

ETIM 2.0	EC001449
ETIM 3.0	EC001449
ETIM 4.0	EC001449

unspsc

UNSPSC 6.01	30211901
UNSPSC 7.0901	39121501
UNSPSC 11	39121501
UNSPSC 12.01	39121501
UNSPSC 13.2	39121501

Approvals

Certificates

Safety module - PSR-SCP- 24DC/TS/M - 2986012

Approvals

Certification

UL Listed / GOST / cUL Listed / cUL Listed

Certification EX

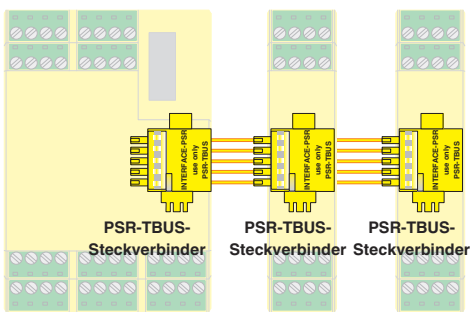
Certification submitted

Approval details

- UL Listed
- GOST
- cUL Listed
- cUL Listed

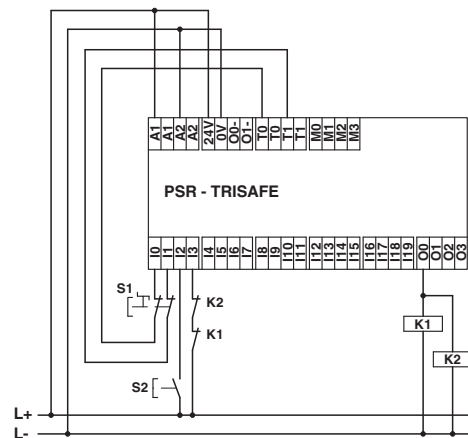
Drawings

Connection diagram



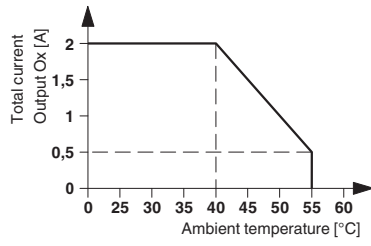
The TBUS connectors carry out the cross-wiring between the modules.

Application drawing

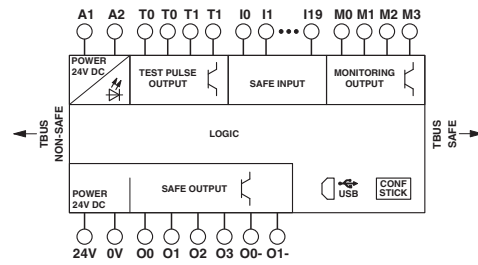


Safety module - PSR-SCP- 24DC/TS/M - 2986012

Diagram



Circuit diagram



© Phoenix Contact 2012 - all rights reserved
<http://www.phoenixcontact.com>

Компания «Life Electronics» занимается поставками электронных компонентов импортного и отечественного производства от производителей и со складов крупных дистрибьюторов Европы, Америки и Азии.

С конца 2013 года компания активно расширяет линейку поставок компонентов по направлению коаксиальный кабель, кварцевые генераторы и конденсаторы (керамические, пленочные, электролитические), за счёт заключения дистрибьюторских договоров

Мы предлагаем:

- Конкурентоспособные цены и скидки постоянным клиентам.
- Специальные условия для постоянных клиентов.
- Подбор аналогов.
- Поставку компонентов в любых объемах, удовлетворяющих вашим потребностям.
- Приемлемые сроки поставки, возможна ускоренная поставка.
- Доставку товара в любую точку России и стран СНГ.
- Комплексную поставку.
- Работу по проектам и поставку образцов.
- Формирование склада под заказчика.
- Сертификаты соответствия на поставляемую продукцию (по желанию клиента).
- Тестирование поставляемой продукции.
- Поставку компонентов, требующих военную и космическую приемку.
- Входной контроль качества.
- Наличие сертификата ISO.

В составе нашей компании организован Конструкторский отдел, призванный помогать разработчикам, и инженерам.

Конструкторский отдел помогает осуществить:

- Регистрацию проекта у производителя компонентов.
- Техническую поддержку проекта.
- Защиту от снятия компонента с производства.
- Оценку стоимости проекта по компонентам.
- Изготовление тестовой платы монтаж и пусконаладочные работы.



Тел: +7 (812) 336 43 04 (многоканальный)

Email: org@lifeelectronics.ru