

Surface Mount Fuse, 3 x 10.1 mm, Time-Lag T, 250 VAC, 125 VDC



IEC 60127-4 · 250VAC · 125VDC · Time-Lag T

See below:

[Approvals and Compliances](#)**Description**

- High current range from 80 mA to 10 A
- High breaking capacity of 200 A @ 250 VAC (IEC)
- UL approval for 277 VAC and 250 VDC
- Impermeable to potting compound used to achieve hermetic seal for use in intrinsically safe applications according to ATEX and IECEx requirements.

**Unique Selling Proposition**

- Compact design
- Maximum breaking capacity at minimal footprint
- Suitable for pulse-shaped continuous currents

[Application Note Primary Protection in Equipment](#) with further information on increased [Pulse Strength](#) and their test conditions according to international standards see [Impulse Withstand Voltage](#)



**Applications**

- Primary protection on SMD PCBs
- Medical Equipment
- Battery protection

**References**[Packaging Details](#)Fuse Kit [Fuse Kit UMT 250 / UMZ 250](#)**Weblinks**

[pdf data sheet](#), [html datasheet](#), [General Product Information](#), [Packaging details](#), [Distributor-Stock-Check](#), [Detailed request for product](#), [Microsite](#)

**Technical Data**

|                              |   |
|------------------------------|---|
| Rated Voltage                | 250VAC, 125VDC  |
| Rated current                | 0.08 - 10A  |
| Breaking Capacity            | 35A - 200A  |
| Characteristic               | Time-Lag T  |
| Mounting                     | PCB,SMT   |
| Admissible Ambient Air Temp. | -55 °C to 125 °C  |
| Climatic Category            | 55/125/21 acc. to IEC 60068-1   |
| Material: Housing            | Ceramics  |
| Material: Terminals          | Tin-Plated Copper Alloy   |
| Unit Weight                  | 0.23 g  |
| Storage Conditions           | 0 °C to 60 °C, max. 70% r.h.  |
| Product Marking              |   , Rated current, Voltage, Characteristic, Breaking Capacity |

|                              |   |
|------------------------------|---|
| Soldering Methods            | Reflow, Wave<br><a href="#">Soldering Profile</a>                   |
| Solderability                | 245 °C / 3sec acc. to IEC 60068-2-58, Test Td                       |
| Resistance to Soldering Heat | 260 °C / 40sec acc. to IPC/JEDEC J-STD-020D, 1 cycle                |
| Moisture Sensitivity Level   | MSL 1, J-STD-020  |
| Flammability                 | min. UL 94V-1<br>(acc. to EIA/IS-722, Test 4.12)                    |
| Operational Life             | MIL-STD-202, Method 108<br>(1000h @ 0.42*ln @ 70°C)                 |
| Moisture Resistance Test     | MIL-STD-202, Method 106<br>(50 cycles in a temp./mister chamber)    |
| Mechanical Shock             | MIL-STD-202, Method 213 Condition A                                 |
| Resistance to Solvents       | MIL-STD-202, Method 215   |
| Terminal Strength            | MIL-STD-202, Method 211A<br>(Deflection of board 1 mm for 1 minute) |

**Approvals and Compliances**







Detailed information on product approvals, code requirements, usage instructions and detailed test conditions can be looked up in [Details about Approvals](#)

SCHURTER products are designed for use in industrial environments. They have approvals from independent testing bodies according to national and international standards. Products with specific characteristics and requirements such as required in the automotive sector according to IATF 16949, medical technology according to ISO 13485 or in the aerospace industry can be offered exclusively with customer-specific, individual agreements by SCHURTER.

## Approvals




The approval mark is used by the testing authorities to certify compliance with the safety requirements placed on electronic products.

Approval Reference Type: UMT 250

| Approval Logo  | Certificates                   | Certification Body | Description   |
|--|--------------------------------|--------------------|---|
|  | <a href="#">VDE Approvals</a>  | VDE                | VDE Certificate Number: 40013121                                |
|  | <a href="#">UL Approvals</a>   | UL                 | UL File Number: UR E41599, UL E300707                           |
|  | <a href="#">UL Approvals</a>   | UL                 | UL File Number: UR E41599, UL E300707                           |
|  | <a href="#">CQC Approvals</a>  | CQC                | CQC Certificate Number: CQC11012062827                          |
|  | <a href="#">KTL Approvals</a>  | KTL                | Korea Testing Laboratory  |
|  | <a href="#">METI Approvals</a> | METI               | Japan Electrical Safety and Environment technology Laboratories |

## Product standards

Product standards that are referenced

| Organization   | Design                | Standard           | Description  |
|--|-----------------------|--------------------|--|
|  | Designed according to | IEC 60127-4/2      | Miniature fuses. Part 4. Universal modular fuse-links for through-hole and surface mount types |
|  | Designed according to | UL 248-14          | Low voltage fuses - Part 14: Additional fuses  |
|  | Designed according to | CSA22.2 No. 248.14 | Low-Voltage Fuses - Part 14: Supplemental Fuses  |







## Application standards

Application standards where the product can be used

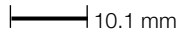
| Organization   | Design                         | Standard       | Description  |
|--|--------------------------------|----------------|--|
|  | Designed for applications acc. | IEC/UL 62368-1 | IEC 62368-1 includes the basic requirements for safety of audio, video, information technology and office equipment. |

## Compliances

The product complies with following Guide Lines

| Identification   | Details                                      | Initiator   | Description   |
|--|--|-------------|---|
|  | <a href="#">CE declaration of conformity</a> | SCHURTER AG | The CE marking declares that the product complies with the applicable requirements laid down in the harmonisation of Community legislation on its affixing in accordance with EU Regulation 765/2008. |
|  | <a href="#">RoHS</a>                         | SCHURTER AG | Directive RoHS 2011/65/EU, Amendment (EU) 2015/863  |
|  | <a href="#">China RoHS</a>                   | SCHURTER AG | The law SJ / T 11363-2006 (China RoHS) has been in force since 1 March 2007. It is similar to the EU directive RoHS.  |
|  | <a href="#">REACH</a>                        | SCHURTER AG | On 1 June 2007, Regulation (EC) No 1907/2006 on the Registration, Evaluation, Authorization and Restriction of Chemicals 1 (abbreviated as "REACH") entered into force.                               |
|  |  | SCHURTER AG | Universal Modular Fuse meets the standard IEC 60127-4   |
|  | <a href="#">Automotive</a>                   | SCHURTER AG | AEC-Q200 is a test standard for passive components used in automotive applications. SCHURTER tests components according to the customer's agreement and is certified according to IATF 16949.         |

Dimension [mm]

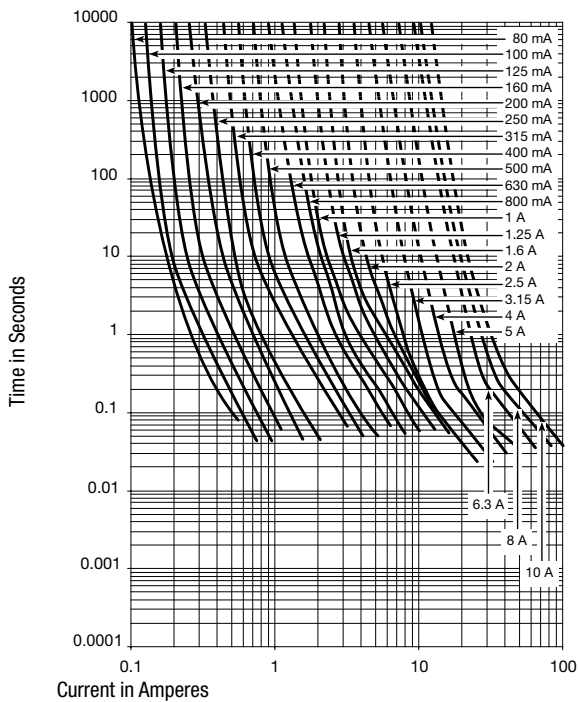


Soldering pads

**Pre-Arcing Time**







| Rated Current $I_n$ | $1.0 \times I_n$ min. | $1.25 \times I_n$ min. | $2.0 \times I_n$ max. | $10.0 \times I_n$ min. | $10.0 \times I_n$ max. |
|---------------------|-----------------------|------------------------|-----------------------|------------------------|------------------------|
| 0.08 A - 6.3 A      | -                     | 60 min                 | 120 s                 | 10 ms                  | 100 ms                 |
| 8 A - 10 A          | 4 h                   | -                      | 120 s                 | 10 ms                  | 100 ms                 |

**Time-Current-Curves**



**All Variants**








| Rated Current [A] | Rated Voltage [VAC] | Rated Voltage [VDC] | Breaking Capacity | Voltage Drop $1.0 I_n$ max. [mV] | Voltage Drop $1.0 I_n$ typ. [mV] | Power Dissipation $1.25 I_n$ max [mW] | Melting $I^2t$ $10.0 I_n$ typ. [A <sup>2</sup> s] |         | Order Number |
|-------------------|---------------------|---------------------|-------------------|----------------------------------|----------------------------------|---------------------------------------|---|---------|--------------|
| 0.08              | 250                 | 125                 | 1)                | 1300                             | 1030                             | 200                                   | 0.022   | ● ● ● ● | 3403.0155.11 |
| 0.08              | 250                 | 125                 | 1)                | 1300                             | 1030                             | 200                                   | 0.022   | ● ● ● ● | 3403.0155.24 |
| 0.1               | 250                 | 125                 | 1)                | 1300                             | 870                              | 200                                   | 0.04  | ● ● ● ● | 3403.0156.11 |
| 0.1               | 250                 | 125                 | 1)                | 1300                             | 870                              | 200                                   | 0.04  | ● ● ● ● | 3403.0156.24 |
| 0.125             | 250                 | 125                 | 1)                | 1000                             | 700                              | 200                                   | 0.055   | ● ● ● ● | 3403.0157.11 |
| 0.125             | 250                 | 125                 | 1)                | 1000                             | 700                              | 200                                   | 0.055   | ● ● ● ● | 3403.0157.24 |

| Rated Current [A] | Rated Voltage [VAC] | Rated Voltage [VDC] | Breaking Capacity | Voltage Drop 1.0 I <sub>n</sub> max. [mV] | Voltage Drop 1.0 I <sub>n</sub> typ. [mV] | Power Dissipation 1.25 I <sub>n</sub> max [mW] | Melting I <sup>2</sup> t 10.0 I <sub>n</sub> typ. [A <sup>2</sup> s] |  |  |  |  |  |  | Order Number |
|-------------------|---------------------|---------------------|-------------------|---|---|--|--|--|---|---|---|---|---|--------------|
| 0.16              | 250                 | 125                 | 1)                | 1000                                      | 540                                       | 240  | 0.057  | ●  | ●   | ●   | ●   | ●   | ●   | 3403.0158.11 |
| 0.16              | 250                 | 125                 | 1)                | 1000                                      | 540                                       | 240  | 0.057  | ●  | ●   | ●   | ●   | ●   | ●   | 3403.0158.24 |
| 0.2               | 250                 | 125                 | 1)                | 1000                                      | 460                                       | 500  | 0.092  | ●  | ●   | ●   | ●   | ●   | ●   | 3403.0159.11 |
| 0.2               | 250                 | 125                 | 1)                | 1000                                      | 460                                       | 500  | 0.092  | ●  | ●   | ●   | ●   | ●   | ●   | 3403.0159.24 |
| 0.25              | 250                 | 125                 | 1)                | 800                                       | 395                                       | 500  | 0.2  | ●  | ●   | ●   | ●   | ●   | ●   | 3403.0160.11 |
| 0.25              | 250                 | 125                 | 1)                | 800                                       | 395                                       | 500  | 0.2  | ●  | ●   | ●   | ●   | ●   | ●   | 3403.0160.24 |
| 0.315             | 250                 | 125                 | 1)                | 750                                       | 343                                       | 500  | 0.27   | ●  | ●   | ●   | ●   | ●   | ●   | 3403.0161.11 |
| 0.315             | 250                 | 125                 | 1)                | 750                                       | 343                                       | 500  | 0.27   | ●  | ●   | ●   | ●   | ●   | ●   | 3403.0161.24 |
| 0.4               | 250                 | 125                 | 1)                | 700                                       | 290                                       | 500  | 0.4  | ●  | ●   | ●   | ●   | ●   | ●   | 3403.0162.11 |
| 0.4               | 250                 | 125                 | 1)                | 700                                       | 290                                       | 500  | 0.4  | ●  | ●   | ●   | ●   | ●   | ●   | 3403.0162.24 |
| 0.5               | 250                 | 125                 | 1)                | 600                                       | 257                                       | 500  | 0.54   | ●  | ●   | ●   | ●   | ●   | ●   | 3403.0163.11 |
| 0.5               | 250                 | 125                 | 1)                | 600                                       | 257                                       | 500  | 0.54   | ●  | ●   | ●   | ●   | ●   | ●   | 3403.0163.24 |
| 0.63              | 250                 | 125                 | 1)                | 500                                       | 216                                       | 500  | 1.1  | ●  | ●   | ●   | ●   | ●   | ●   | 3403.0164.11 |
| 0.63              | 250                 | 125                 | 1)                | 500                                       | 216                                       | 500  | 1.1  | ●  | ●   | ●   | ●   | ●   | ●   | 3403.0164.24 |
| 0.8               | 250                 | 125                 | 1)                | 400                                       | 190                                       | 500  | 1.4  | ●  | ●   | ●   | ●   | ●   | ●   | 3403.0165.11 |
| 0.8               | 250                 | 125                 | 1)                | 400                                       | 190                                       | 500  | 1.4  | ●  | ●   | ●   | ●   | ●   | ●   | 3403.0165.24 |
| 1                 | 250                 | 125                 | 2)                | 300                                       | 164                                       | 500  | 2.8  | ●  | ●   | ●   | ●   | ●   | ●   | 3403.0166.11 |
| 1                 | 250                 | 125                 | 2)                | 300                                       | 164                                       | 500  | 2.8  | ●  | ●   | ●   | ●   | ●   | ●   | 3403.0166.24 |
| 1.25              | 250                 | 125                 | 2)                | 300                                       | 138                                       | 1000   | 4.5  | ●  | ●   | ●   | ●   | ●   | ●   | 3403.0167.11 |
| 1.25              | 250                 | 125                 | 2)                | 300                                       | 138                                       | 1000   | 4.5  | ●  | ●   | ●   | ●   | ●   | ●   | 3403.0167.24 |
| 1.6               | 250                 | 125                 | 2)                | 300                                       | 124                                       | 1000   | 6.9  | ●  | ●   | ●   | ●   | ●   | ●   | 3403.0168.11 |
| 1.6               | 250                 | 125                 | 2)                | 300                                       | 124                                       | 1000   | 6.9  | ●  | ●   | ●   | ●   | ●   | ●   | 3403.0168.24 |
| 2                 | 250                 | 125                 | 2)                | 300                                       | 102                                       | 1000   | 7.3  | ●  | ●   | ●   | ●   | ●   | ●   | 3403.0169.11 |
| 2                 | 250                 | 125                 | 2)                | 300                                       | 102                                       | 1000   | 7.3  | ●  | ●   | ●   | ●   | ●   | ●   | 3403.0169.24 |
| 2.5               | 250                 | 125                 | 2)                | 300                                       | 90  | 1200   | 7.5  | ●  | ●   | ●   | ●   | ●   | ●   | 3403.0170.11 |
| 2.5               | 250                 | 125                 | 2)                | 300                                       | 90  | 1200   | 7.5  | ●  | ●   | ●   | ●   | ●   | ●   | 3403.0170.24 |
| 3.15              | 250                 | 125                 | 2)                | 300                                       | 95  | 1500   | 14   | ●  | ●   | ●   | ●   | ●   | ●   | 3403.0171.11 |
| 3.15              | 250                 | 125                 | 2)                | 300                                       | 95  | 1500   | 14   | ●  | ●   | ●   | ●   | ●   | ●   | 3403.0171.24 |
| 4                 | 250                 | 125                 | 2)                | 300                                       | 78  | 2000   | 26   | ●  | ●   | ●   | ●   | ●   | ●   | 3403.0172.11 |
| 4                 | 250                 | 125                 | 2)                | 300                                       | 78  | 2000   | 26   | ●  | ●   | ●   | ●   | ●   | ●   | 3403.0172.24 |
| 5                 | 250                 | 125                 | 3)                | 300                                       | 76  | 2500   | 38   | ●  | ●   | ●   | ●   | ●   | ●   | 3403.0173.11 |
| 5                 | 250                 | 125                 | 3)                | 300                                       | 76  | 2500   | 38   | ●  | ●   | ●   | ●   | ●   | ●   | 3403.0173.24 |
| 6.3               | 250                 | 125                 | 3)                | 300                                       | 71  | 3000   | 66   | ●  | ●   | ●   | ●   | ●   | ●   | 3403.0174.11 |
| 6.3               | 250                 | 125                 | 3)                | 300                                       | 71  | 3000   | 66   | ●  | ●   | ●   | ●   | ●   | ●   | 3403.0174.24 |
| 8                 | 250                 | 125                 | 4)                | 220                                       | 72  | 3000   | 113  | ●  | ●   | ●   | ●   | ●   | ●   | 3403.0175.11 |
| 8                 | 250                 | 125                 | 4)                | 220                                       | 72  | 3000   | 113  | ●  | ●   | ●   | ●   | ●   | ●   | 3403.0175.24 |
| 10                | 250                 | 125                 | 4)                | 220                                       | 73  | 3500   | 166  | ●  | ●   | ●   | ●   | ●   | ●   | 3403.0176.11 |
| 10                | 250                 | 125                 | 4)                | 220                                       | 73  | 3500   | 166  | ●  | ●   | ●   | ●   | ●   | ●   | 3403.0176.24 |

Most Popular.

Availability for all products can be searched real-time: <https://www.schurter.com/en/Stock-Check/Stock-Check-SCHURTER>

- 1) IEC: 200 A @ 250 VAC, p.f. ≥ 0.95 / 100 A @ 125 VDC
- 1) UL: 200 A @ 277 VAC / 100 A @ 125 VDC / 35 A @ 250 VDC / 200 A @ 63 VAC/DC
- 2) IEC: 200 A @ 250 VAC, p.f. ≥ 0.95 / 100 A @ 125 VDC
- 2) UL: 200 A @ 277 VAC / 100 A @ 125 VDC / 35 A @ 250 VDC / 200 A @ 63 VAC/DC
- 2) PSE: 100 A @ 250 VAC
- 3) IEC: 100 A @ 250 VAC, p.f. ≥ 0.95 / 100 A 125 VDC
- 3) UL: 100 A @ 250 VAC / 100 A @ 125 VDC / 35 A @ 250 VDC / 200 A @ 63 VAC/DC
- 3) PSE: 100 A @ 250 VAC
- 4) UL: 35 A @ 250 VAC / 35 A @ 125 VDC / 200 A @ 63 VAC/DC
- 4) PSE: 100 A @ 250 VAC

| Rated Current [A] | Rated Voltage [VAC] | Rated Voltage [VDC] | Breaking Capacity | Voltage Drop<br>1.0 I <sub>n</sub> max.<br>[mV] | Voltage Drop<br>1.0 I <sub>n</sub> typ.<br>[mV] | Power Dissipation<br>1.25 I <sub>n</sub> max [mW] | Melting I <sup>2</sup> t<br>10.0 I <sub>n</sub> typ.<br>[A <sup>2</sup> s] |  |  |  |  |  |  |  | Order Number |
|-------------------|---------------------|---------------------|-------------------|---|---|---|--|---|---|---|---|---|---|---|--------------|
|-------------------|---------------------|---------------------|-------------------|---|---|---|--|---|---|---|---|---|---|---|--------------|

The 80 mA variant may not be to replace the 80 mA used with gold caps UMT (Au).

| Packaging Unit | .xx = .11 | Plastic Bag (100 pcs.)              |
|----------------|-----------|-------------------------------------|
|                | .xx = .24 | Blister Tape 33 cm Reel (2000 pcs.) |

Компания «Life Electronics» занимается поставками электронных компонентов импортного и отечественного производства от производителей и со складов крупных дистрибьюторов Европы, Америки и Азии.

С конца 2013 года компания активно расширяет линейку поставок компонентов по направлению коаксиальный кабель, кварцевые генераторы и конденсаторы (керамические, пленочные, электролитические), за счёт заключения дистрибьюторских договоров

Мы предлагаем:

- Конкуренспособные цены и скидки постоянным клиентам.
- Специальные условия для постоянных клиентов.
- Подбор аналогов.
- Поставку компонентов в любых объемах, удовлетворяющих вашим потребностям.
- Приемлемые сроки поставки, возможна ускоренная поставка.
- Доставку товара в любую точку России и стран СНГ.
- Комплексную поставку.
- Работу по проектам и поставку образцов.
- Формирование склада под заказчика.
- Сертификаты соответствия на поставляемую продукцию (по желанию клиента).
- Тестирование поставляемой продукции.
- Поставку компонентов, требующих военную и космическую приемку.
- Входной контроль качества.
- Наличие сертификата ISO.

В составе нашей компании организован Конструкторский отдел, призванный помогать разработчикам, и инженерам.

Конструкторский отдел помогает осуществить:

- Регистрацию проекта у производителя компонентов.
- Техническую поддержку проекта.
- Защиту от снятия компонента с производства.
- Оценку стоимости проекта по компонентам.
- Изготовление тестовой платы монтаж и пусконаладочные работы.



Тел: +7 (812) 336 43 04 (многоканальный)

Email: [org@lifeelectronics.ru](mailto:org@lifeelectronics.ru)