Catalogue

WOW!

World of Weller®

GENUINE Weller Approved tip quality

www.labem.pl

Weller®

Soldering, Microtools, Desoldering, Hot Air, Rework, Fume Extraction, Electronic Screwdrivers, Dispensing Systems, Accessories, etc.

Page 06 – Page 229

Erem®

Tweezers, Cutters, Pliers, EROP, Stripping Tools, Kits, etc.

Page 230 – Page 333

Xcelite®

Knives, Cutters, Screwdrivers, Kits, etc.

Page 334 – Page 351

Subject to technical change without notice.
Liability for errors, misprints and omissions excluded.
www.labem.pl

Content

	General Information	**6 – 11**
	Weller - Trusted Technology	6 – 7
	Heating Element Technology	8 – 9
	Selection Tool for Soldering irons	10 – 11
	Why Fume Extraction ?	98 – 99
	Solutions for Fume Extraction – For clean air	100 – 101
	Recommended treatment of Soldering Tips	160 – 161
Soldering	**Soldering Stations**	**12 – 43**
	WX Soldering Stations (Overview page 12 – 14)	12 – 19
	Soldering Station (Overview page 20 – 22)	20 – 31
	Special Applications	
	- For use with solder robots	32 – 35
	- For use with inert gas	36 – 37
	- Solder Feeder Systems	38 – 39
	- Mobile Soldering	40 – 43
Rework	**Rework**	**44 – 53**
	Soldering, Desoldering and Hot Air (Overview page 44 – 47)	
Desoldering	**Soldering and Desoldering Stations (Overview page 54 – 57)**	**54 – 61**
Hot Air	**Hot Air Stations (Overview page 62 – 65)**	**62 – 73**
Repair	**BGA/QFP Repair**	**74 – 83**
Accessories	**Accessories**	**84 – 97**
	Temperature Measuring and Calibration	84 – 85
	Preheating Plates	86 – 87
	PCB Board Holders	88 – 89
	Soldering Bathes	90
	Thermal Stripping Tools	91
	Manual Desoldering Pumps	92
	Vacuum Pen / Solder Dispenser	93
	Accessories Cleaning Tools	94 – 97
	Weller Overview Safety Rests	138 – 139
Fume Extraction	**Fume Extraction (General Information page 98 – 101)**	**98 – 137**
	Volume Extraction (Overview page 102 – 103)	104 – 111
	Accessories	112 – 117
	Accessories Installation	118 – 121
	Accessories Filter	122 – 124
	Pipe System 75	125
	Tip Extraction (Overview page 126–127)	126 – 137
	Accessories	130 – 137

www.labem.pl

Fume Extraction	Accessories Filter	132 – 133
	Pipe System 50	133
	Accessories Installation	134 – 135
	Safety Rests	136 – 137
Soldering Irons	**Soldering / Desoldering / Hot Air Irons**	**138 – 159**
	Soldering iron with different heating technologies	
	Active Tip	140 – 141
	Fast Response	142 – 145
	Silver Line	146 – 149
	Magnastat Soldering Irons	150 – 151
	Unregulated Line Voltage Soldering Irons	152 – 153
	Desoldering Irons and Tweezers	154 – 157
	Hot Air Irons	158 – 159
Soldering Tips	**Soldering Tips**	**160 – 205**
	Soldering Tips (Overview page 162 – 163)	164 – 193
	Nozzles (Overview page 162 – 163)	194 – 197
	Hot Air Nozzles (Overview page 162 – 163)	198 – 204
Electric Screwdrivers	**Electric Screwdrivers (Overview page 208 – 209)**	**206 – 221**
	Control Unit	210
	Electric Screwdriver	211
	Accessories	212 – 213
	Bits and Knives	214 – 220
Dispensing Systems	**Dispensers (Overview page 212 – 213)**	**222 – 229**
	Dispensers	222 – 224
	Wands	225
	Accessories / Needles	226 – 299
EREM	**Erem (Index page 220)**	**230 – 333**
Xcelite	**Xcelite**	**334 – 351**
	Exploded Drawings	**352 – 385**
	Index	
	Numerical Index	386 – 391
	Alpha Numerical Index	392 – 396

www.labem.pl

Energy Efficient, Professional Soldering Stations

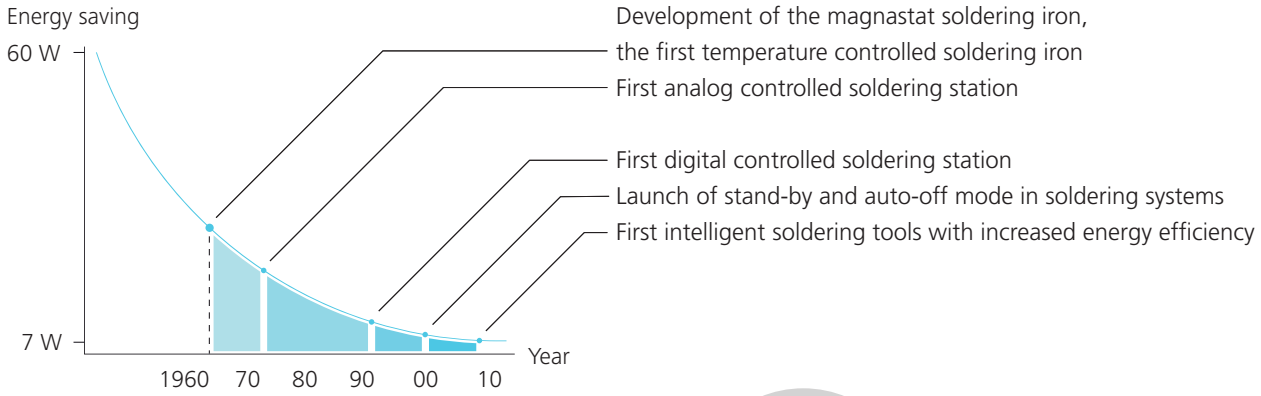

Quality Built to Guarantee Quality

- Cutting edge mechanical & electronic parts
- Fast reaction & recovery time
- Automatic tool recognition & downloading of parameters
- Micro processor controlled PID control
- Exact temperature settings per one degree
- No calibration needed for Weller soldering units

ESD

High Productivity - No Calibration Required

- Weller soldering stations do not need to be calibrated: the parts of the Weller heating element which determine the temperature have the same physical material characteristics and do not change over time or during use.
- Electronic control units do not wear out. Closed loop temperature regulation & high quality sensor & control technology assure temperature stability of the soldering tool during its lifetime. Built according to IPC J-STD001 D and DIN EN 61191-1.
- If higher accuracy than these standards is required, fine adjustment is possible.
- All indsutry and military ESD standards are met.

www.labem.pl

Weller® - In a League of Their Own

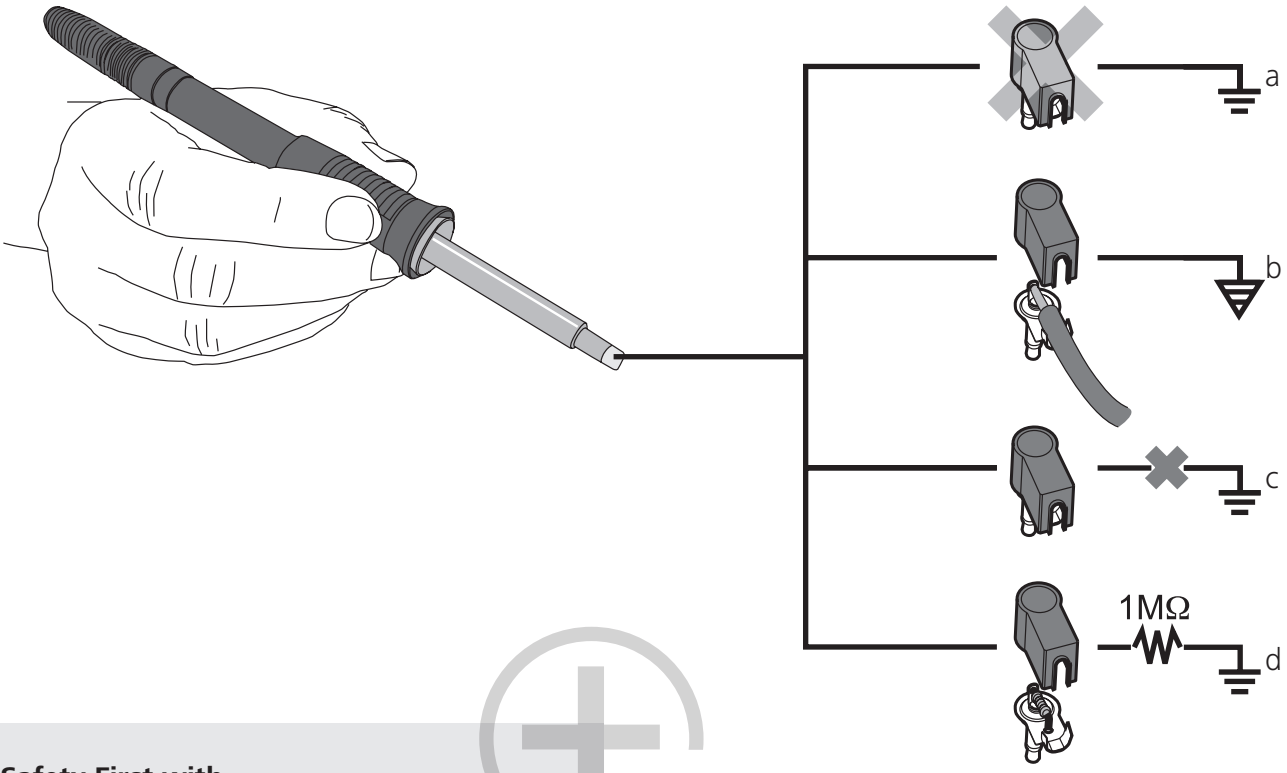

Safety First with Maximum Flexibility

All Weller soldering stations are equipped with various possibilities for potential equalization:

a) Hard ground without plug (original delivery)
b) Potential equalization with plug - equalization line on center contact
c) Potential free - with plug
d) Soft ground - with plug and resistor soldered in: Grounding according to selected resistor

Weller® Heating Technologies deliver precise POWER on DEMAND!

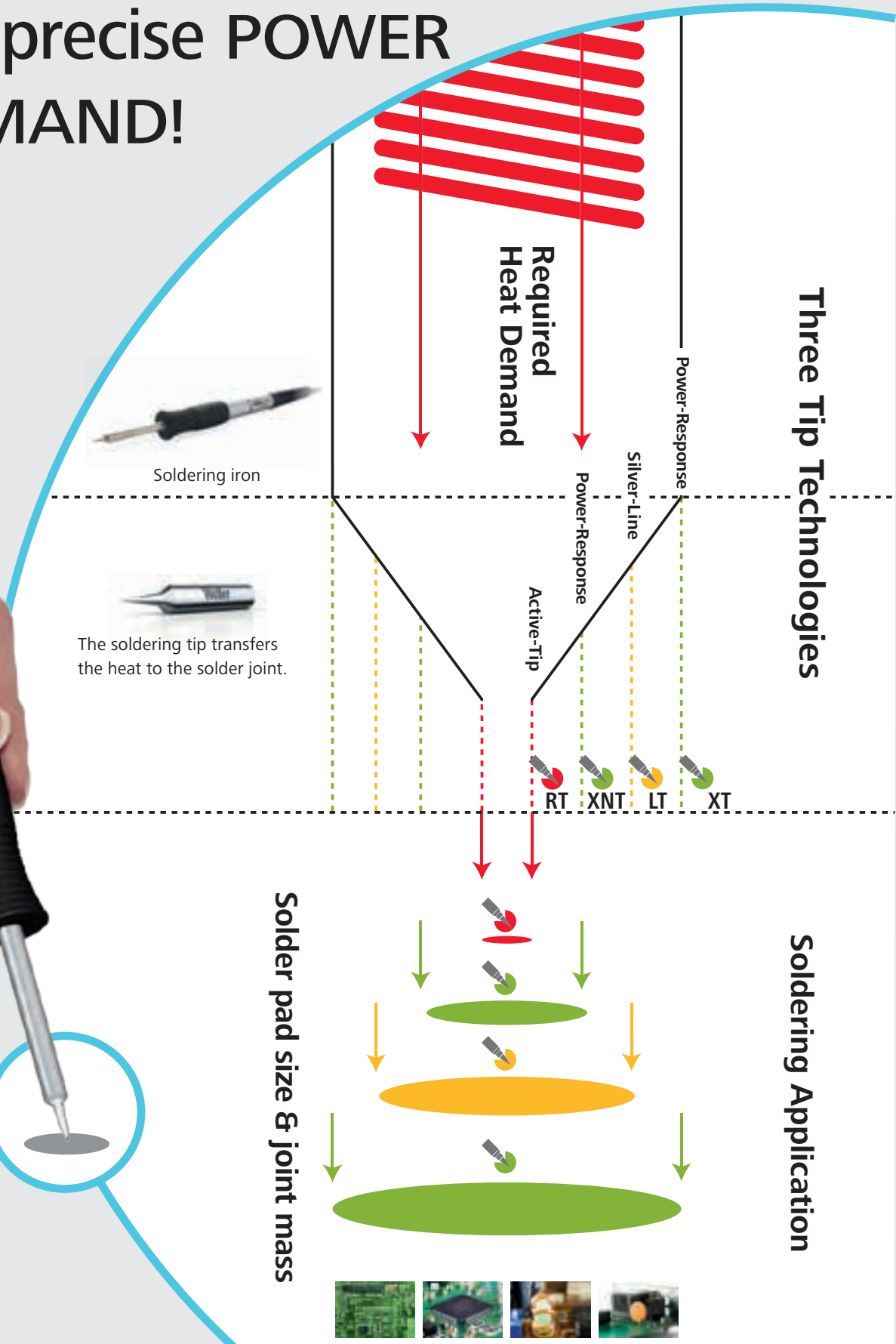

www.labem.pl

Three Tip Technologies designed to master ALL soldering jobs - from the most delicate to the most diffcult!

RT / RTW — Active-Tip Technology

Most delicate & temp- sensitive applications; for use under microscope; ultra fine tips with fastest heat response & best temp-control; cartridge tips

XNT — Power-Response Technology

SMDs & THTs with very small solder pads & increased heat demand; perfect choice where Active-Tip above lacks sufficient power; lower cost, non-cartridge tips.

LT — Silver-Line Technology

Universal SMD & THT applications both small & large; low mass silver tips offer absolute best heat transfer at lowest price in entire tip range; non-cartridge tips



XT/XHT — Power-Response Technology

Most difficult, high mass soldering jobs; maximum power with ergonomic iron handle; choose when WXP/ WP 65 lack sufficient power; lower cost, non-cartridge tips.

Weller heating & tip technologies are designed for specific applications guaranteeing maximum flexibility!

RT Soldering tips

WXMP
WMRP

40 W (55 W with RT 11), 12 V

Ultra slim soldering iron;
Ideal for microscope work.

RTW Soldering tips

WXMT
WMRT

2 x 40 W, 12 V

Slim tweezers. Ideal for soldering and desoldering of very small SMD components.

Active-Tip

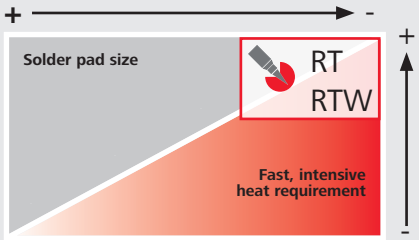

XNT Soldering tips

WXP 65
WP 65

65 W, 24 V

SMDs & THTs with very small solder pads & increased heat demand.

Power-Response

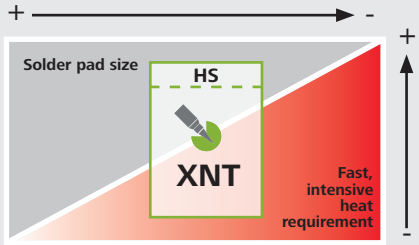

LT Soldering tips

WSP 80
WP 80

80 W, 24 V

Universal SMD & THT applications both small & large heat demand..

Silver-Line

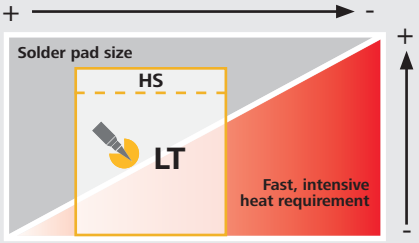

XT Soldering tips

WXP 120
WP 120

120 W, 24 V

All-rounder with great heating power; soldering applications from small to large components with higher heat demand required.

XHT Soldering tips

WXP 200
WP 200

200 W, 24 V

Highest Power soldering iron; ideal for applications with highest mass applications e.g. LED back-panels or RF shieldings.

Power-Response

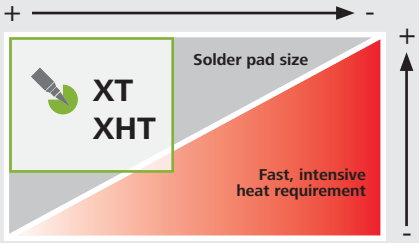

www.labem.pl

Active-Tip Technology

This highly innovative technology offers ultra precise heating & temperature control specifically designed for micro-soldering applications. The fully integrated tip cartridge (40W) delivers the fastest recovery on the market for fine tips at just a slightly higher tip price. Temperature sensitive and miniature applications are mastered with precision & safety.

- Fastest heat up & recovery on the market
- Excellent reaction time with finest tips
- Optimal for soldering under microscope
- Rapid hot tip-change; no tool required

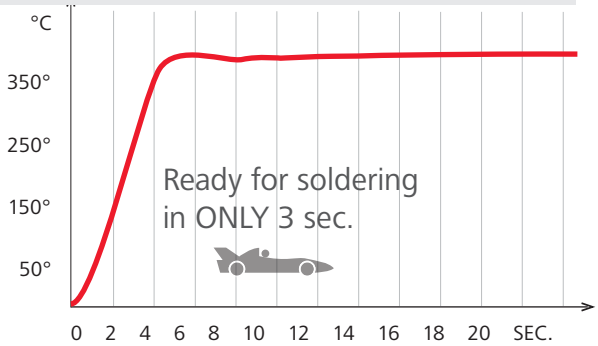

Power-Response Technology

The newly improved technology maximizes soldering performance on the smallest to the largest joints. A perfect balance between power (65W, 120W & 200W), response, temperature control and lower tip costs makes this unique technology the most attractive solution - Top quality professional soldering designed to meet the highest industry standards.

- Maximum power & rapid response
- Optimized sensor position
- Meeting highest industry standards
- Widest tip range with low price point

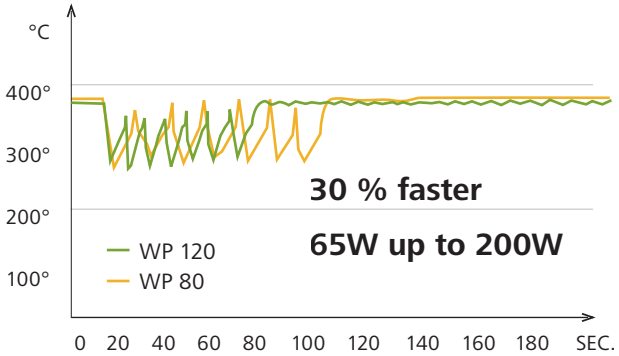

Silver-Line Technology

The low mass silver tips offer the absolute best heat transfer at the lowest price in our entire range of tips. The 80W ergonomically designed heating element and pencil type grip make this technology the top performer for universal soldering applications where tip price is a deciding factor.

- Effective heat transfer via silver core
- Fast ramp up & recovery
- Designed for universal applications
- Low mass tips with lowest price point

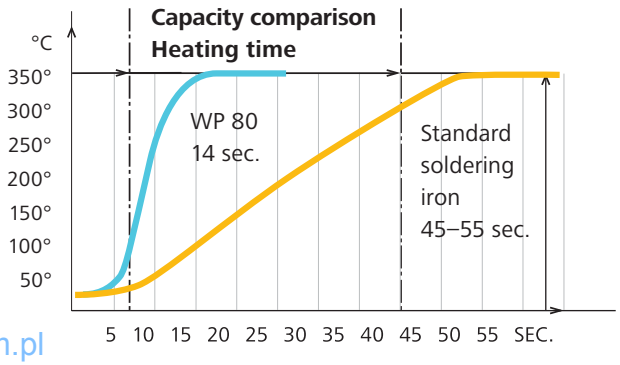

The Manufacturer Warranty can ONLY be guaranteed when using original Weller parts.

www.labem.pl

Highly Efficient Benchtop Soldering Solutions

Hard to believe, but TRUE: This Weller workbench solution will save as much power as a single-person household uses in a whole year!

The all-in-one professional soldering and energy-saving solution includes the new WX 2 dual-channel soldering station complete with WXP 65 intelligent soldering iron, the Zero Smog 4V solder fume extractor and a WHP series preheating plate. Compared to a conventional repair workstation, it is possible to save up to ***1800 kWh per year**.

The WX 2 acts as a central control unit for the entire benchtop: the intelligent soldering irons, solder fume extractor and the preheating plate. When the soldering iron is not in use, the WX 2 switches all connected devices to Stand-by or Auto-off mode thereby significantly reducing energy costs.

*Savings based on customer experience with a Weller soldering system is in use on average for one hour per day for 220 workdays per year.

Only 1 Controll Unit per Workbench

- Easy monitoring of entire workplace - WX station acts as the digital controller for all units
- RS232 connection cable for controlling the pre-heating plate and the fume extraction units
- Digital and optical decoupled interface for SPS (e.g. robot applications)
- USB interface

www.labem.pl

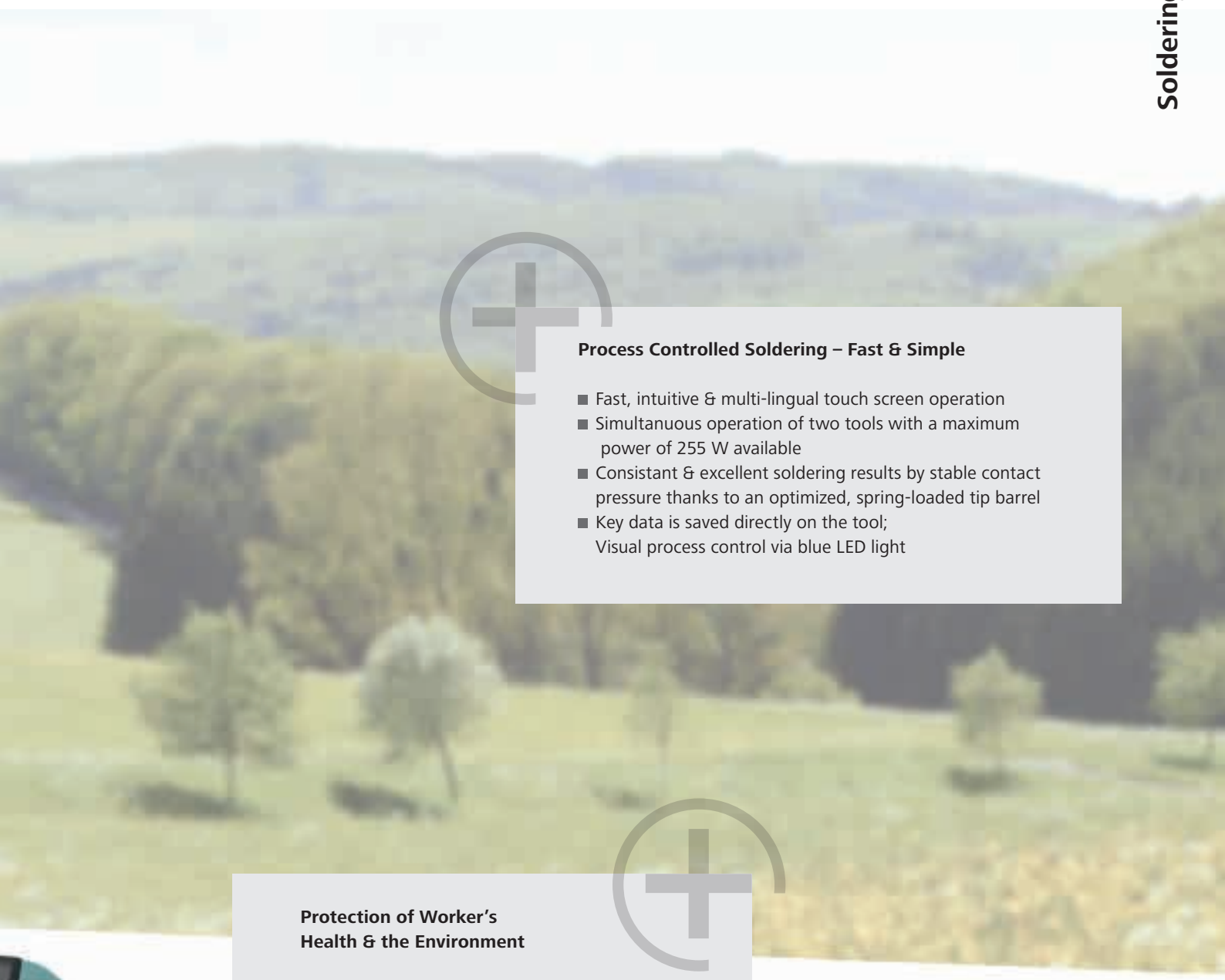

Process Controlled Soldering – Fast & Simple

- Fast, intuitive & multi-lingual touch screen operation
- Simultanuous operation of two tools with a maximum power of 255 W available
- Consistant & excellent soldering results by stable contact pressure thanks to an optimized, spring-loaded tip barrel
- Key data is saved directly on the tool; Visual process control via blue LED light

Protection of Worker's Health & the Environment

- Weller Fume Extraction Systems protect operators from unhealthy fine particles and gases
- Auto-stand-by mode of soldering units increases energy efficiency and extends lifetime of products

Running Cost & Energy savings

- Increased soldering efficiency & lowered tip prices reduce running costs
- Auto-stand-by mode & Auto-off mode result in significant energy savings

www.labem.pl

Soldering Stations

WX 1

- max. power supply 200 W

WX 2

- max. power supply 200 W (255 W)

Power-Response

WX compatible

WXP 65
XNT Soldering tips

WXP 120
XT Soldering tips

WX compatible

WXP 200
XHT Soldering tips

Active Tip

WX compatible

WXMP
RT Soldering tips

WX compatible

WXMT
RTW Desoldering tips

Fume extraction

WX compatible

- Zero Smog 4V
- Zero Smog 6V
- Zero Smog 20T

Solder bath

WX compatible

WXSB 200
Available September 2013

Preheating plates

WX compatible

- WHP 1000
- WHP 3000 600 W
- WHP 3000 1200 W
- WXHP 120 120 W

Available September 2013

WX Adapter

WX compatible

WX Adapter
for PC
T005 87 647 11

WX Adapter
for Zero Smog
T005 87 647 12

Adapter
for Remote control
T005 87 627 24

WX
connection cable
T005 87 647 10

WX HUB
T005 87 647 26

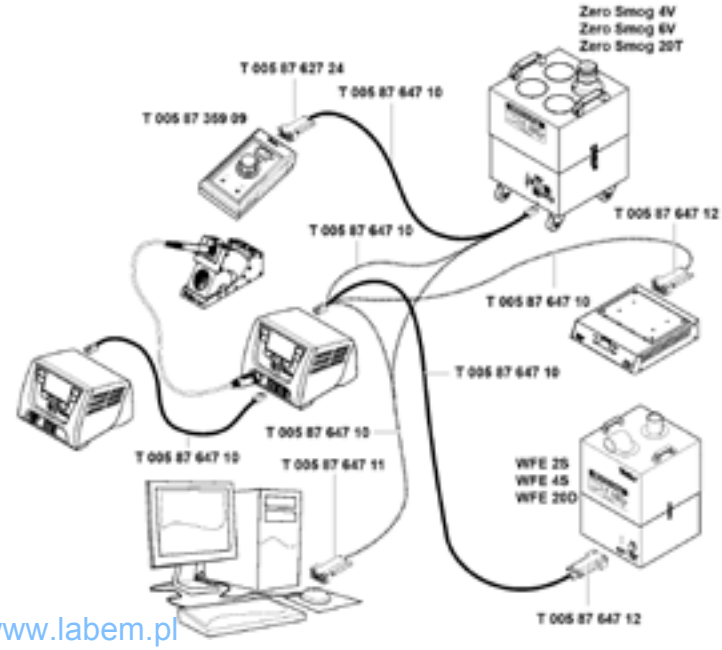

www.labem.pl

Technical Data

WX 1

WX 2

Dimension L x B x H	170 x 151 x 130 mm (6,69 x 5,94 x 5,12 inch)	
Weight	ca. 3,2 kg	
Channels	1	2
Power supply	230 V | 50 Hz	
Power consumption	200 W	200 W (255 W)
Protection class	I	
Temperature range	Adjustable 50–550 °C (150–999 °F); adjustable temperature range varies among tools	
Temperature accuracy	± 9 °C (± 17 °F)	
Temperature stability	± 2 °C (± 4 °F)	
Equipotentional bonding	Via 3,5 mm pawl socket on back of device	
Material touch panel	Made of antistatic coated material (glas)	
Dimensions touch panel	74 x 38 mm	
Resolution	255 x 127 (128) dots	
Display backlighting	yes	
Equipotentional bonding	The 3.5 mm switch box offers four different options: a) Hard grounded without plug (original delivery) b) Equipotential bonding: with plug, compensationg line on center contact c) Potential free: with plug d) Soft grounded: with plug and soldered resistor grounded via selected resistor	
USB-interface	USB interface in front for firmware updates, parameterization and monitoring USB interface supports all standard USB flash drive types	
	2 further interfaces to connect Weller accessories	
ESD safe	yes	yes
Order-no.	T005 34 176 99	T005 34 206 99

www.labem.pl

- Cost savings because only one power unit is needed for different applications
- Use as benchtop controller saves energy
- Lowering the running costs by enlarged tip lifetimes
- Reduction of rework due to optimized tool use and correct working temperature
- ESD safe

ESD

The Weller multi tool principle different tools can be connected to the power unit. The intelligent WX tools can be parameterized by means that the parameters are saved individually to the soldering tool. So these tools are connectable to every WX power unit. This saves a lot of time at the workplace.
Intelligent power management allows a max. power of 200 W (255 W). A simultanuous use of different tools is possible. For your overview, all active tools can be seen in the display and a LED ringlight show the working status.

WX 2020 Set

- Power unit WX 2 with 2 channels, 2 soldering irons WXP 120

XT Soldering tip series page 172/173

	Order-no.	Model	Description
	T005 34 216 99	**WX 2020 Set**	**Power unit with 2 channels 200 W / 230 V**
	Scope of supply:		
1	T005 34 206 99	WX 2	Power unit, 200 W (255 W)
2	T005 29 201 99	2 x WXP 120	Soldering iron 120 W, 24 V with Power-Response Technolgy
3	T005 44 704 99	2 x XT B	Standard tip XT B, Chisel 2,4 x 0,8 mm
4	T005 15 121 99	2 x WDH 10	Safety rest with dry cleaner

www.labem.pl

WX 2021 Set

- Power unit WX 2 with 2 channels, soldering irons WXMP and tweezers WMRT

RT Soldering tip series page 164/165

Order-no.	Model	Description
T005 34 226 99	**WX 2021 Set**	**Power unit with 2 channels 200 W / 230 V**

Scope of supply:

1	T005 34 206 99	WX 2	Power unit, 200 W (255 W)
2	T005 29 203 99	WXMP	Micro soldering iron 55 W, 12 V with Active–Tip Technology
3	T005 44 603 99	RT 3	Standard tip RT 3, Chisel 1,3 x 0,4 mm
4	T005 15 171 99	WDH 51	Safety rest with dry cleaner
5	T005 13 177 99	WXMT	Micro tweezers 2 x 40 W, 12 V with Active–Tip Technology
6	T005 44 652 99	RTW 2	Standard tip RTW 2, 0,7 x 0,4 mm, 45°
7	T005 15 169 99	WDH 60	Safety rest with dry cleaner

Power Unit WX 2

- Innovative operation concept
- Robust touch screen with ESD safe glas
- Intuitive use with turn-click-wheel with enter key and finger guide.
- Blue LED backlighting
- Multilingual menu navigation
- High functionality
- No safety rest with Stop & Go function needed thanks to integrated acceleration sensor
- Optimized precision, better stability by sensor in the soldering iron
- Specific parameterization of tool by storgage medium in hand piec.
- Visual process control via blue LED ring light
- All WX tools connectable

Order-no.	Model
T005 34 206 99	**Power unit WX 2 with 2 channels, 200 W (255 W)**

www.labem.pl

WX 1010 Set

- Power unit WX 1 with 1 channel, soldering irons WXP 120

XT Soldering tip series page 172/173

Order-no.	Model	Description
T005 34 186 99	**WX 1010**	**Power unit with 1 channel, 200 W / 230 V**

Scope of supply:

1	T005 34 176 99	WX 1	Power unit, 200 W
2	T005 29 201 99	WXP 120	Soldering iron 120 W, 24 V with Power-Response Technology
3	T005 44 704 99	XT B	Standard tip XT B, Chisel 2,4 x 0,8 mm
4	T005 15 121 99	WDH 10	Safety rest with dry cleaner

WX 1011 Set

- Power unit WX 1 with 1 channel, micro soldering irons WXMP

RT Soldering tip series page 164/165

Order-no.	Model	Description
T005 34 196 99	**WX 1011**	**Power unit with 1 channel, 200 W / 230 V**

Scope of supply:

1	T005 34 176 99	WX 1	Power unit, 200 W
2	T005 29 203 99	WXMP	Soldering iron 55 W, 12 V with Active–Tip Technology
3	T005 44 603 99	RT 3	Standard tip RT 3, Chisel 1,3 x 0,4 mm
4	T005 15 171 99	WDH 51	Safety rest with dry cleaner

www.labem.pl

WX 1012 Set

- Power unit WX 1 with 1 channel, soldering irons WXP 65

XNT Soldering tip series page 168/169

Order-no.	Model	Description
T005 34 276 99	**WX 1012**	**Power unit with 1 channel, 200 W / 230 V**

Scope of supply:

1	T005 34 176 99	WX 1	Power unit, 200 W
2	T005 29 211 99	WXP 65	Soldering iron 65 W with Power-Response Technology
3	T005 44 851 99	XNT A	Standard tip XNT A, Chisel 1,6 mm
4	T005 15 121 99	WDH 10	Safety rest with dry cleaner

Power Unit WX 1

- Innovative operation concept
- Robust touch screen with ESD safe glas
- Intuitive use with turn-click-wheel with enter key and finger guide.
- Blue LED backlighting
- Multilingual menu navigation
- High functionality
- No safety rest with Stop & Go function needed thanks to integrated acceleration sensor
- Optimized precision, better stability by sensor in the soldering iron
- Specific parameterization of tool by storgage medium in hand piec.
- Visual process control via blue LED ring light
- All WX tools connectable

Order-no.	Model
T005 34 176 99	**1-Channel-Power Unit WX 1 200 W / 230 V**

Available adapter for WX stations see page 14.

www.labem.pl

Take your mark, get set, GO - with SPEED & SAFETY!

Systematic Soldering

- Control units accept wide range of different soldering tools
- Power ranges from 80 W up to 150 W for micro-fine as well as for robot soldering applications
- Extensive accessories available: mirco-tweezers, soldering irons and solder baths
- Easy monitoring via Automatic tool recognition and fast temperature setting via buttons and large LC display

Reliablity & Longlife

- Robust design for continuous operation
- Small and compact soldering stations with easy-to-read display
- ESD safe unit with different functions: potential equalization, temp. set-back, stand-by and lock function

ESD

www.labem.pl

Cost-Effective, Industrial Soldering Station

- For different applications with a power range from 80 W up to 150 W
- Fast temperature setting and easy monitoring
- Easy to use buttons or potentiometer and LED signal

Low running costs

- Industrial housing: easy to clean, robust design
- High cost saving of consumables; Cost efficient & long life Silver-Line soldering tips reduce running costs

Soldering Stations

WD 1

- max. power supply 80 W

WD 1M

- max. power supply 150 W

Photo similar

PUD 81i

Available from January 2014

- max. power supply 80 W

PUD 81

- max. power supply 80 W

PUD 151

- max. power supply 150 W

PU 81

- max. power supply 80 W

Silver-Line

WP 80
LT Soldering tips

WSP 80
LT Soldering tips

WSP 150
LHT Soldering tips

MPR 80
LT Soldering tips

Power-Response

WP 120
XT soldering tips

WMP
NT Soldering tips

WP 65
XNT Soldering tips

Standard-Line

LR 21
LT Soldering tips

WTA 50
WTA Tips

Active Tip

WMRP
RT Soldering tips

WMRT
RTW Tips

Preheating plate

WHP 80

FE-Soldering iron



FE 75
LT Soldering tips

FE 80
HT Soldering tips

Solder bath

WSB 80



WSB 150

www.labem.pl

Technical Data

Photo similar

	WD 1	WD 1M	PUD 81i Available from January 2014	PUD 81	PUD 151	PU 81
Dimension L x B x H	34 x 108 x 147 mm	134 x 108 x 147 mm	166 x 140 x 103 mm	166 x 115 x 101 mm	166 x 115 x 101 mm	166 x 115 x 101 mm
Channels	1	1	1	1	1	1
Power supply	230 V	230 V	230 V	230 V	230 V	230 V
Power consumption	95 W	150 W	95 W	95 W	150 W	95 W
Protection class	I	I	I	I	I	I
Temperature range	50°C – 450°C	50°C – 450°C	50°C – 450°C	50°C – 450°C	50°C – 550°C	150°C – 450°C
Temperature accuracy	± 9°C	± 9°C	± 9°C	± 9°C	± 11°C bei 550°C	± 9°C
Temperature stability	± 5°C	± 5°C	± 5°C	± 5°C	± 5°C	± 5°C
Display	LCD	LCD	LED	LED	LED	no
Setting	Tasten	Tasten	Tasten	Tasten	Tasten	Drehpotentiometer
ESD safe	yes	yes	yes	yes	yes	yes
Equipotentional bonding	Via 3,5 mm pawl socket on back of device (normal state hard grounded)					
USB interface	yes*	yes*	no	no	no	no
Order-no.	T005 34 006 99	T005 34 156 99	T005 32 956 99	T005 32 626 99	T005 32 786 99	T005 32 526 99

*optional (see page 25)

www.labem.pl

- Cost reduction - longer tip lifetime due to temperature reduction
- Automatic tool recognition
- Easy tip exchange without tools
- ESD safe

ESD

Ready, set, go - with perfect accuracy!
1 channel WD soldering station is userfriendly due to the large LC display. 2 special menues for individual settings, e.g. stand-by mode, lock function and many more.

WD 1000 Set

- Power unit 80 W, 1 channel with soldering iron
- For small sensible components

LT Soldering tip series page 177-180

	Order-no.	Model	Description
	T005 34 026 99	**WD 1000 Set**	**Soldering station, 1 channel, 80 W / 230 V**
	Scope of supply:		
1	T005 34 006 99	WD 1	Power unit, 80 W
2	T005 29 180 99	WP 80	Soldering iron 80 W, 24 V with Silver-Line Technology
3	T005 44 405 99	LT B	Standard tip LT B, Chisel 2,4 x 0,8 mm
4	T005 15 121 99	WDH 10	Safety rest with dry cleaner

WD 1000 T Set

- Power unit 80 W, 1 channel as WD 1000 Set but with safety rest WDH 10T with Stop & Go function

LT Soldering tip series page 177-180

Order-no.	Model	Description
T005 34 026 70	**WD 1000 T Set**	**Soldering station, 1 channel, 80 W / 230 V**
Scope of supply:		
T005 34 006 99	WD 1	Power unit, 80 W
T005 29 180 99	WP 80	Soldering iron 80 W, 24 V with Silver-Line Technolgy
T005 44 405 99	LT B	Standard tip LT B, Chisel 2,4 x 0,8 mm
T005 15 161 99	WDH 10T	Safety rest with Stop & Go function and with dry cleaner

www.labem.pl

WD 1M
Power Unit

- Power unit, 1 channel, digital 150 W / 230 V
- For micro soldering iron WMRP and micro tweezers WMRT

Order-no.	Model	Description
T 005 34 156 99	**WD 1M**	**Power Unit 150 W, 230 V**

WD 1
Power Unit

- Power unit, 1 channel, digital 80 W / 230 V
- For all soldering tools up to 80 W

Order-no.	Model	Description
T005 34 006 99	**WD 1**	**Power Unit 80 W / 230 V**

Order-no.	Description
T005 31 185 99	**USB Interface for ISO applications**

www.labem.pl

- Easy handling
- Very good cost / performance ratio
- ESD safe

ESD

Digital soldering stations WSD (Optical set and read temperature display) and WS (set-temperature display) stations
Weller WSD and WS stations are cost effective, digital soldering stations with an easy handling.

WSD 81i Set

- Power unit 80 W, 1 channel with soldering iron WSP 80
- Many parameter are available with this unit

LT Soldering tip series page 172

Available from January 2014

Order-no.	Model	Description
T005 32 976 99	**WSD 81i Set**	**Soldering station, 1 channel 80 W / 230 V**

Scope of supply:

1	T005 32 956 99	PUD 81i	Power unit, 80 W
2	T005 29 161 99	WSP 80	Soldering iron 80 W, 24 V with Silver-Line Technology
3	T005 44 405 99	LT B	Standard tip LT B,chisel 2,4 x 0,8 mm
4	T005 15 121 99	WDH 10	Safety rest with cleaning sponge

WSD 81i SE Set

- Power unit 80 W, 1 channel with soldering iron WP 65
- Many parameter are available with this unit

XNT Soldering tip series page 172

Available from January 2014

Order-no.	Model	Description
T005 32 966 99	**WSD 81i SE Set**	**Soldering station, 1 channel 80 W / 230 V**

Scope of supply:

1	T005 32 956 99	PUD 81i	Power unit, 80 W
2	T005 29 215 99	WP 65	Soldering iron 65 W, 24 V with Power-Response Technology
3	T005 44 851 99	XNT A	Standard tip XNT A, chisel 1,6 x 0,4 mm
4	T005 15 121 99	WDH 10	Safety rest with cleaning sponge

www.labem.pl

PUD 81i

- Power unit, 1 channel 80 W, 230 V
- Many parameter are available with this unit

Available from January 2014

Order-no.	Model	Description
T005 32 956 99	**PUD 81i**	**Soldering station, 1 channel 80 W / 230 V**

WSD 121 Set

- Power unit 120 W, 1 channel with soldering iron WP 120
- Further parameter with an external calibration unit. WCB 2 possible. See page 84

XT Soldering tip series page 172/173

Order-no.	Model	Description
T005 32 776 70	**WSD 121**	**Soldering station, 1 channel 80 W / 230 V**

Scope of supply:

1		WSD 121	Power unit, 120 W / 230 V
2	T005 29 193 99	WP 120	Soldering iron 120 W, 24 V with Power-Response Technology
3	T005 44 704 99	XT B	Standard tip LTB, chisel 2,4 x 0,8 mm
4	T005 15 170 99	KH 18	Safety rest with dry cleaner
	T005 15 125 99	WDC 2	Dry cleaner

www.labem.pl

WSD 151 Set

- Power unit, 1 channel with soldering iron WSP 150
- Further parameter with an external calibration unit. WCB 2 possible. See page 84

LHT Soldering tip series page 183

Order-no.	Model	Description
T005 32 766 99	**WSD 151 Set**	**Soldering station, 1 channel, 150 W / 230 V**

Scope of supply:

1	T005 32 786 99	PUD 151	Power unit, 150 W
2	T005 29 170 99	WSP 150	Soldering iron 150 W, 24 V with Silver-Line Technology
3	T005 44 450 99	LHT F	Standard tip LHT F, Chisel 9,3 mm
4	T005 15 027 99	KH 27	Safety rest with cleaning sponge

WSD 151 Power Unit

- Power unit 150 W, 1 channel
- Further parameter with an external calibration unit. WCB 2 possible. See page 84

Order-no.	Model	Description
T005 32 786 99	**WSD 151**	**Power unit 150 W, 240 V**

WSD 81 Set

- Power unit 80 W, 1 channel with soldering iron WSP 80
- Further parameter with an external calibration unit. WCB 2 possible. See page 84

LT Soldering tip series page 177-180

Order-no.	Model	Description
T005 32 606 99	**WSD 81 Set**	**Soldering station, 1 channel, 80 W / 230 V**

Scope of supply:

1	T005 32 626 99	PUD 81	Power unit, 150 W
2	T005 29 161 99	WSP 80	Soldering iron 80 W, 24 V with Silver-Line Technology
3	T005 44 405 99	LT B	Standard tip LT B, Chisel 0,8 mm
4	T005 15 140 99	WPH 80	Safety rest with cleaning sponge

www.labem.pl

WS 81 Set

- Power unit, 1 channel with soldering iron WSP 80

LT Soldering tip series page 177-180

Order-no.	Model	Description
T005 32 506 99	**WS 81 Set**	**Soldering station, 1 channel, 80 W / 230 V, analog**

Scope of supply:

1	T005 32 526 99	PU 81	Power unit, 80 W, analog
2	T005 29 161 99	WSP 80	Soldering iron 80 W, 24 V with Silver-Line Technolgy
3	T005 44 405 99	LT B	Standard tip LT B, Chisel 2,4 x 0,8 mm
4	T005 15 170 99	KH 18	Safety rest with cleaning sponge

PU 81 Power Unit

- Power unit 80 W
- Further parameter with an external calibration unit. WCB 2 possible

Order-no.	Model	Description
T005 32 524 99	**PU 81**	**Power unit switchable, 80 W, 120 V / 240 V with US plug, analog**

Accessory:

T005 87 489 90	Key switch with control panel

www.labem.pl

- Easy handling
- Good cost / performance ratio

ESD

Ferro Magnetic Controlled Soldering Station (Magnastat)
The Weller Magnastat system operates through a ferro-magnetic device which changes its characteristics when specific temperatures are reached. This causes it to either attract or repel a permanent magnet which operates a power supply switch. In this way power to the heating element can be quickly switched on or off to either provide extra power for soldering operations or reduced power when idling. Various preselected tip temperatures (260°C, 310°C, 370°C, 425°C, 480°C) are available for different soldering tasks. The unit is not suitable for ESD application because the iron is not antistatic.

Technical Data

WTCP 51

Dimension L x B x H:	166 x 115 x 101
Channels:	1
Power supply:	230 V (240 V, 120 V), 50 (60) Hz
Power consumption	55 W
Heating voltage:	24V, 50 (60) Hz
Soldering iron:	max. 50 W at 24 V
Display:	no
Temperature control:	two-level controller
Equipotentional bonding:	yes
USB interface:	no
Control:	two-level controller with temperature sensor
Order-no.	T0053220699

www.labem.pl

WTCP 51 Set

- Power unit, 1 channel with soldering iron TCPS

LT Soldering tip series page 177-180

	Order-no.	Model	Description
	T005 32 206 99	**WTCP 51 Set**	**Soldering station, 1 channel, 50 W / 230 V**
	Scope of supply:		
1	T005 32 226 99	P 51	Power unit, 50 W
2	T005 32 105 99	TCPS	Soldering iron 50 W, 24 V with Silver-Line Technolgy
3	T005 44 415 99	LT M	Standard tip LT M, Chisel 2,0 x 0,8 mm and PT-LT adapter
4	T005 15 020 99	KH 20	Safety rest with cleaning sponge

P 51 Power Unit

- Power unit switchable, 50 W, 120 V / 240 V with US plug
- For all tools upto 50 W except WMRP and WMRT

Order-no.	Model	Description
T005 32 224 99	**P 51**	**Power unit switchable, 50 W, 120 V / 240 V with US plug**

www.labem.pl

Special application for use in solder robots

The soldering station PUD 151R is suitable for soldering tasks in industrial manufacturing in which the soldering process is to be automated. For this purpose the unit is equipped with a monitoring circuit. As function of an adjustable temperature window (tolerance band) an un-powered contact is reduced to a low impedance. Straight forward, easy operation is made possible with the usage of a micro processor. Digital control electronics ensure optimal regulation behaviour with different soldering irons upto 150 W. The soldering irons are automatically recognized by the soldering station and assigned the apropriate control parameter.

ESD





www.labem.pl

Technical Data

	WX 1	WX 2	PUD 151R
Dimension L x B x H	170 x 151 x 130 mm (6,69 x 5,94 x 5,12 inch)		166 x 115 x 101 mm
Weight	ca. 3,2 kg		
Channels	1	2	1
Power supply	230 V | 50 Hz		230 V
Power consumption	200 W (255 W)		150 W
Protection class	I		1
Temperature range	Adjustable 50–550 °C (150–999 °F); adjustable temperature range varies among tools		150°C – 550°C
Temperature accuracy	± 9 °C (± 17 °F)		± 9°C (± 11°C bei 550°C)
Temperature stability	± 2 °C (± 4 °F)		± 5°C (± 9 °F)
Equipotentional bonding	Via 3.5 mm pawl socket on back of device (normal state hard grounded)		
Material touch panel	Made of antistatic coated material (glas)		–
Dimensions touch panel	74 x 38 mm		–
Resolution	255 x 127 (128) dots		–
Display backlighting	yes		LED
Equipotentional bonding	The 3.5 mm switch box offers four different options: a) Hard grounded without plug (original delivery) b) Equipotential bonding: with plug, compensationg line on center contact c) Potential free: with plug d) Soft grounded: with plug and soldered resistor grounded via selected resistor		
USB-interface	USB interface in front for firmware updates, parameterization and monitoring USB interface supports all standard USB flash drive types		No
	2 further interfaces to connect Weller accessories		–
ESD safe	yes	yes	yes
Order-no.	T005 34 176 99	T005 34 206 99	T005 32 786 70

www.labem.pl

Special application for use in solder robots

PUD 151R

- Temperature window adjustable ± 99°C
- Temperatur control via buttons
- 3-position digital display
- Calibration unit WCB 2 connectable (see page 84)
- Automatic tool recognition
- Digitally controlled electronic for soldering tools upto 150 W

Order-no.	Model	Description
T00 32 786 70	**PUD 151R**	**Power unit, 1 channel, 150 W**

www.labem.pl

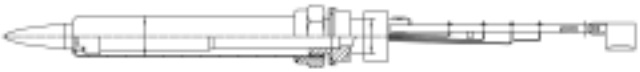

HER 80 Heating element

Order-no.	Model	Description
T005 87 447 38	HER 80	Heating element 80 W for solder robots applications with PUD 151R

LT Soldering tips for HER 80

Order-no.	Model	Description	Width	Thickness	Length
		Soldering tips for HER 80 with twist lock			
T005 44 441 99	LTR A	Chisel tip	1,6 mm	0,8 mm	17 mm
T005 44 422 99	LTR B	Chisel tip 1,5 mm wettable	2,4 mm	0,8 mm	17 mm
T005 44 422 71	LTR B	Chisel tip 6,0 mm wettable	2,4 mm	0,8 mm	17 mm
T005 44 433 99	LTR C	Chisel tip	3,2 mm	0,8 mm	17 mm

Special tips on request

HER 120 Heating element

Order-no.	Model	Description
T005 87 637 30	HER 120	Heating element 120 W for solder robot application with PUD 151R

HERX 120 Heating element

Order-no.	Model	Description
T005 87 657 40	HERX 120	Heating element 120 W for solder robot application with WX 1 / WX 2

XTR Soldering tips for HER 120 and HERX 120

Order-no.	Model	Description	Width	Thickness	Length
		Soldering tips for HER 120 with twist lock			
T005 44 723 99	XTR A	Chisel tip	1,6 mm	0,7 mm	36,0 mm
T005 44 724 99	XTR B	Chisel tip	2,4 mm	0,8 mm	35,0 mm
T005 44 725 99	XTR C	Chisel tip	3,2 mm	0,8 mm	35,0 mm
T005 44 726 99	XTR D	Chisel tip	4,6 mm	0,8 mm	34,5 mm
T005 44 727 99	XTR E	Chisel tip	5,9 mm	1,2 mm	34,5 mm
T005 44 728 99	XTR M	Chisel tip	3,2 mm	1,2 mm	39,0 mm

Cord for HER 80 / 120 and HERX 120

Order-no.	Model	Description
T005 87 447 13		Cord for HER 80 / 120, 1,6 m
T005 87 657 15		Cord for für HERX 120, 1,6 m

www.labem.pl

Special Application Inert Gas Soldering

Ideal solution for soldering application under an atmosphere of inert gas

Advantages of inert gas soldering

- Oxygen will be blocked out from solder joint and soldering tip
  - less oxidation on solder joint and soldering tip
  - less surface tension of solder
  - better flow characteristics of solder
- Preheating of solder joints
- ESD safe
- Better and consistant activation of flux

ESD

The inert gas soldering irons WP 80IG and WP 120IG achive all ESD requirements and enables soldering jobs with inert gas in used way. Inert gas is fed through openings in the heating element to envelop the solder joint. Inert gas and temperature control via power unit WAD 101IG. The set is complete with the Stop & Go safety rest WDH 10P.

Technical Data

WAD 101IG

Dimension L x B x H:	166 x 115 x 101
Weight	3,335 kg
Channels	1
Power supply	230 V / 120 V (50/60 Hz)
Power consumption	150 W
Protection class	1 Power unit, 3 Soldering irons,
Temperature range	Soldering and desoldering irons adjustable 50°C – 550°C (150°F – 999°F)
Adjustable Temperature range	depends on tool
Temperature accuracy	± 2°C
Temperature stability	± 5°C
Potential free contact	Optocoupler (transistor output) max. 24 V / 20mA; Pin 1 (+), Pin 2 (-)
Display	
Temperature control	Via buttons
ESD safe	yes
Equipotentional bonding	Via 3.5 mm pawl socket on back of device
USB interface	no
Order-no.	T005 32 666 71

www.labem.pl

WAD 101IG

Order-no.	Model	Description
T005 32 666 71	WAD 101IG	Power unit, 1 channel 150 W for soldering with inert gas

Perfect solution for lead free soldering applications under an atmosphere of inert gas
With the WSP 80 inert gas safety rest set the WSP 80 soldering iron can be switched to an inert gas soldering iron. The safety rest WDH 10P can be used with the WSP 80IG and WP 120IG. Inert gas is fed through openings in the heating element to envelop the solder joint.

Accessory

Order-no.	Model	Description
T005 29 197 99	WP 80IG	Soldering iron 80 W for soldering with inert gas 50 °C - 450 °C
T005 29 198 99	WP 120IG	Soldering iron 80 W for soldering with inert gas 50 °C - 450 °C
T005 15 161 99	WDH 10T	Safety rest with Stop & Go function with dry cleaner
T005 87 637 32		Barrel WP120IG

WDH 10P Set

- Safety rest WDH 10P with inert gas barrel set for soldering iron WSP 80
- 80 W, 24 V
- Lead free soldering

LT Soldering tip series page 177-180

Order-no.	Model	Description
T005 15 147 99	WDH 10P Set	Inert gas safety rest set 80 W, 24 V

Scope of supply:

WDH 10P	Safety rest for use with inert gas, ball valve, compressed air hose, 4 mm
	Inert gas barrel for WSP 80

www.labem.pl

Special application solder feeder

- Smooth proportion of solder by automatical solder feeder system
- „3.hand“ for easy handling

ESD

The WSF 81D is a soldering station with an automatic solder feeder system. There are 2 suitable solder diameter. The WSF 81D8 is qualified for solder diameter from 0,8 mm - 1,5 mm, the WSF 81D5 fits from 0,5 mm - 0,8 mm. The adjustment to the exact diameter is automatically with both stations. The operator can switch between automatic and continuous solder supply. The power unit is fitted with digital electronics for regulation the soldering iron temperature and solder feed operation. In the feeder unit a solder reel holder can host coils upto max. 1 kg.

Technical Data	WSF 81D8	WSF 81D5
Dimension L x B x H	120 x 217 x 199 mm	
Channels	1	
Solder	ø 0,8 - 1,5 mm	ø 0,5 - 0,8 mm
Power supply	230 V / 120 V (50/60 Hz)	
Power consumption	95 W	
Protection class	1 Power unit, 3 Soldering irons	
Temperature range	150°C – 450°C	
Adjustable Temperature range	digital control	
Tools recognition	automatically	
Display	3 position digital display	
Temperature control	Via buttons	
ESD safe	yes	
Equipotentional bonding	normal state hard grounded	
USB interface	no	
Order-no.	T005 28 226 99	T005 28 206 99

www.labem.pl

WSF 81D5
Solder Feeder System

- For solder wire from Ø 0,5 mm upto 0,8 mm

LT Soldering tip series page 177-180

Order-no.	Model	Description
T005 28 206 99	**WSF 81D5**	**Solder feeder system 80 W for wire from Ø 0,5 mm upto 0,8 mm**

Scope of supply:

1			Power Unit
2	T005 28 116 99	WSF 2	Feeding unit
3	T005 28 121 99	WSFP 5	Soldering iron 80 W, 24 V with soldering tip LT HX
4	T005 15 028 99	AK S	Safety rest with cleaning sponge

Accessory:

T005 13 120 99	Foot switch 1-step
T005 87 328 48	Soldering nozzle straight ø 0,5 x 52LG F. WSF P5
T005 87 328 50	Soldering nozzle straight ø 0,8 x 52LG F. WSF P5
T005 87 328 73	Soldering nozzle straight ø 0,5 x 62LG F. WSF P5
T005 87 328 74	Soldering nozzle straight ø 0,8 x 62LG F. WSF P5

WSF 81D8
Solder Feeder System

- For solder wire from Ø 0,8 mm upto 1,5 mm

LT Soldering tip series page 177-180

Order-no.	Model	Description
T005 28 226 99	**WSF 81D8**	**Solder feeder system 80 W for wire from Ø 0,8 mm upto 1,5 mm**

Scope of supply:

		Power Unit
T005 28 116 99	WSF 2	Feeding unit
T005 28 122 99	WSFP 8	Soldering iron 80 W, 24 V with soldering tip LT BX
T005 15 028 99	AK S	Safety rest with cleaning sponge

Accessory:

T005 13 120 99	Foot switch 1-step
T005 87 328 32	Soldering nozzle straight ø 1,5 x 63LG F. WSF P/P8
T005 87 328 34	Soldering nozzle straight ø 1,5 x 52LG F. WSF P/P8
T005 87 328 35	Soldering nozzle straight ø 1,0 x 52,5LG F. WSF P/P8
T005 87 328 36	Soldering nozzle straight ø 1,0 x 63LG F. WSF P/P8

www.labem.pl

Special Applications Mobile Soldering

- Heated uptime within 4 seconds only
- Cordless soldering capacity upto 1 hour
- Precise temperature control
- Easy use via touch sensor
- ESD safe

ESD

Soldering without plug

WSM 1C: first professional rechargeable soldering station for mobile use. The WSM 1C from Weller is a perfect soldering station when a small mobile tool is required which works absolutey professional.

Technical Data

WSM 1C

Dimension L x B x H (inch / mm):	5.24 x 4.33 x 2.17 | 133 x 110 x 55 mm
Weight:	ca. 2,0 kg
Power supply:	100 V to 240 V
	50 Hz to 60 Hz
Power consumption:	50 W
Safety class (with switching power supply)	II
(battery powered)	III
Temperature control	100°C - 400°C (200°F - 750°F)
Temperature accuracy	± 9°C (± 17°F)
Temperature stability	± 5°C (± 9°F)
Acceleration sensor:	Efficient stand-by mode
Equipotentional bonding:	via 3,5 mm pawl socket on side of device
Display:	Touch-Sensor-Technology
Operating temperature:	10°C - 35°C (50°F - 95°F)
Stock temperature:	24°C - 45°C (75°F - 113°F)
Air humidity:	0% - 90%, no condensation
	- Latest LiFePO4 battery technology - Fixed micro soldering iron WMRP - Stop & Go function: automatic switch-off of the soldering iron by motion sensor - Temperature lock function - Car adapter

www.labem.pl

WSM 1C Rechargeable soldering station

- Solution for service technician
- 50 W

RT Soldering tip series page 164/165

Order-no.	Model	Description
T005 32 936 99	**WSM 1C**	**Rechargeable soldering station with mirco soldering iron WMRP and soldering tip RT 3, chisel 1,3 mm and safety rest with dry cleaner. Recharged in 20 minutes.**

Accessory

Order-no.	Description
T005 87 518 80	**Car adapter for recharge via 12 V board net**

www.labem.pl

- For small mobile soldering application
- Cost effective
- Easy to recharge via butane gas

Butane Gas Powered Soldering Irons

Powered by butane gas, the Pyropens offer soldering iron, hot air blow and blow torch operations. They have a short heat up time and are refilled in seconds from a refill cylinder. A small glass window shows the level of gas in the reservoir. The temperature variation is obtained by increasing or decreasing the gas flow. All Pyropen soldering irons need very clean refill for precise temperature regulation.

Pyropen Piezo

- With self ignition (Piezo)
- Set in metal box

Soldering tip series 70 for Pyropen Piezo page 193



	Order-no.	Model	Description
	T005 16 059 99	**Pyropen Piezo**	**Pyropen butane gas powered profi line soldering iron (self ignition)**
	Scope of supply:		
1			Soldering iron Pyropen Piezo
2	T005 16 121 99	70-01-02	Chisel tip 3,0 mm
3	T005 16 142 99	70-01-52	Hot air nozzle Ø 4,9 mm
4	T005 16 159 99	70-01-55	Reflector unit Ø 6,0 mm
5	T005 16 160 99	RB-TS	Gas refill canister 75 ml
6	T005 16 156 99	7040U	Metal box
7	T005 16 281 99	7042	Burn proof accessory pocket
8			Iron holder
9			Cleaning sponge

Pyropen

- Ignition via lighter
- Set in metal box

Soldering tip series 70 for Pyropen Piezo page 193



	Order-no.	Model	Description
	T005 16 060 99	**Pyropen**	**Pyropen butane gas powered profi line soldering iron**
	Scope of supply:		
1			Soldering iron Pyropen
2	T005 16 121 99	70-01-02	Chisel tip 3,0 mm
3	T005 16 142 99	70-01-52	Hot air nozzle Ø 4,9 mm
4	T005 16 151 99	70-07TU	Torch ejector
5	T005 16 160 99	RB-TS	Gas refill canister 75 ml
6	T005 16 156 99	7040U	Metal box
7	T005 16 281 99	7042	Burn proof accessory pocket
8			Iron holder
9			Cleaning sponge

www.labem.pl

Pyropen Jr.

- Manual ignition
- Pen shape

Soldering tip series 71 for Pyropen Jr. page 192

Order-no.	Model	Description
T005 16 075 99	**Pyropen Jr.**	**Butane gas powered mini soldering iron**

Scope of supply:

1		Pyropen Junior	Soldering iron
2	T005 16 165 99	70-01-01	Needle tip Ø 1,0 mm
3			Aluminium protection cap

WP 60K

- Manual ignition
- Set with soldering tip, hot air nozzle and knife

Soldering tip series 60 page 192

Order-no.	Model	Description
T005 16 087 99	**WP 60K**	**Butane gas powered soldering iron**

Scope of supply:

1		WP 60	Soldering iron
2	T005 16 134 99	60-01-05	Needle tip Ø 0,5 mm
3	T005 16 447 99	60-01-52	Hot air nozzle Ø 4,7 mm
4	T005 16 135 99	60-01-06	Hot knife 5,0 mm, 45°
5	T005 16 450 99	60-02	Protection cap

Refill Canister

Order-no.	Model	Description
T005 16 160 99	**RB-TS**	**Butane gas refill canister**

www.labem.pl

The Repair Professionals with Multi-Channel Flexibility!

Energy Savings & Environmental Protection

- Low running costs with flexible use of tools & process controlled, stabile working temperatures
- Energy efficient repair processes with longer tip & nozzle lifetime
- Stand-by mode for desoldering tool
- Energy saving desoldering

Save Energy

Low Investment Costs

- Cost effective soldering process with Automatic tool recognition guarantees safe & simultaneous operation of up to 3 tools
- Fully integrated multi-channel unit saves investment costs & workbench space

WR 3M

www.labem.pl

WR 2M

Flexible Solution for All Soldering & Desoldering Applications

- One power unit for all rework applications: compact, multi-channel unit more cost effective compared to single units
- High flexibility with various connectable tools: Soldering and desoldering irons, hot air irons, preheating plates, wire strippers and solder baths

Safe Soldering & Desoldering Operations

- ESD safe in accordance with all industrial & military standards worldwide

ESD

WR 3M

- max. power supply 360 W

Active Tip

WMRP
RT Soldering tips

WMRT
RTW Tips

Power-Response



WMP
NT Soldering tips

WP 65
XNT Soldering tips

WP 120
XT Soldering tips

WP 200
XHT Soldering tips

Standard-Line

LR 21
LT Soldering tips

WTA 50
WTA Tips

Silver-Line



WP 80
LT Soldering tips

WSP 150
LHT Soldering tips

MPR 80
LT Soldering tips

Accessory

WVP

Accessory

WRK

WR 2

- max.power supply 250 W

Desoldering Iron

DXV 80
DX Nozzles

DSX 80
DX Nozzles

DSX 120
XDS Nozzles

FE-Soldering Iron

FE 75
LT Soldering tips

FE 80
HT Soldering tips

Hot Air Iron

HAP 200
Hot air nozzles

HAP 1
Hot air nozzles

Preheating Plate

WHP 80

Stripping Tool

WST 82

Solder Bath

WSB 80

WSB 150

www.labem.pl

Rework – Soldering, Desoldering and Hot Air

- One station meets the requirements of a rework workplace
- Unique connecting compatibility of all tools
- 3 respectively 2 independend tool channels with automatic tool recognition guarantee the simultanuous operation of 2 to 3 soldering tools.
- Tools are permanentely ready for use

ESD

www.labem.pl

Technical Data

WR 3M

WR 2

Dimension L x B x H	273 x 235 x 102 mm	
Weight:	ca. 6,7 kg	
Channels	3	2
Net supply	230 V	230 V
Power supply	400 W	300 W
Protection class	1 Power unit, 3 Soldering irons	
Fuse	T500 mA (230 V / 50/60 Hz)	
Fuse: overcurrent release	2 A	1,6 A
Temperature control of channels	Soldering- and desoldering irons continuously 50°C - 550°C (150°F - 999°F) Temperature control range depends on tool Soldering iron WP 80 / WP 120: 50°C - 450°C (150°F - 850°F) Soldering iron WP 200 / WSP 150: 50°C - 550°C (150°F - 950°F) Soldering iron WMRT / WMRP (only WR 3M): 100°C - 450°C (200°F - 850°F) Desoldering iron DSX 80 / DXV 80: 50°C - 450°C (150°F - 850°F) Desoldering iron DSX 120: 50°C - 450°C (150°F - 850°C) Hot air irons HAP 200 (only WR 3M) / HAP 1: 50°C - 550°C (150°F - 950°C)	
Temperature accuracy	± 9°C	
Temperature stability	± 2°C	
Bleeder	Soldering tip (Tip to ground) IPC-J-001 conform	
Bleeder voltage	Soldering tip (Tip to ground) IPC-J-001 conform	
Pump	(periodic duty 30/30 s)	
Max. vacuum	0,7 bar	
Max. delivery rate	max. 18 l/min	max. 18 l/min
Hot Air	max. 15 l/min	max. 10 l/min
Display	LCD	
Temperature control	Buttons	
ESD safe	yes	yes
Equipotentional bonding	Via 3.5 mm pawl socket at the back of device (hard grounded normal state)	
USB interface	yes	no
Order-no.	T005 33 666 99	T005 33 776 99

www.labem.pl

WR 3000M Set

- Power unit, 3 channels with soldering iron WP 80, desoldering iron DSX 80 and hot air iron HAP 200
- Large allround set for all repair jobs
- Desoldering iron DSX 80 for horizontal applications

LT Soldering tip series page 177-180
Hot air nozzles page 198-204
DX Nozzle page 194

Order-no.	Model	Description
T005 33 686 99	**WR 3000M Set**	**Rework station, 3 channels WR 3M**

Scope of supply:

1	T005 33 666 99	WR 3M	Power unit, 360 W
2	T005 29 180 99	WP 80	Soldering iron, 80 W with Silver-Line Technolgy
3	T005 44 405 99	LT B	Standard tip LT B, Chisel 2,4 x 0,8 mm
4	T005 15 161 99	WDH 10T	Safety rest with Stop & Go function and dry cleaner
5	T005 13 190 99	DSX 80	Desoldering iron, 80 W
6	T005 13 150 00	DX 113HM	Nozzle
7	T005 15 152 99	WDH 30	Safety rest for DSX 80 with dry cleaner
8	T005 27 116 99	HAP 200	Hot air iron, 200 W
9	T005 15 152 99	WDH 30	Safety rest for hot air iron HAP 200 with dry cleaner
10	T005 29 184 99	WVP	Vacuum pick-up
			Software

WR 3000M Set for vertical applications

- Power unit, 3 channels with soldering iron WP 80, desoldering iron DXV 80 and hot air iron HAP 200.
- Desoldering iron DXV 80 for vertical applications

LT Soldering tip series page 177-180
Hot air nozzles page 198-204
DX Nozzle page 194

Order-no.	Model	Description
T005 33 683 99	**WR 3000M Set**	**Rework station, 3 channels WR 3M**

Scope of supply:

1	T005 33 666 99	WR 3M	Power unit, 360 W
2	T005 29 180 99	WP 80	Soldering iron, 80 W with Silver-Line Technolgy
3	T005 44 405 99	LT B	Standard tip, Chisel 2,4 x 0,8 mm
4	T005 15 161 99	WDH 10T	Safety rest with Stop & Go functions for WP 80
5	T005 13 180 99	DXV 80	Inline desoldering iron, 80 W
6	T005 15 153 99	WDH 40	Safety rest for desoldering iron DXV 80
7	T005 27 116 99	HAP 200	Hot Air Iron, 200 W
8	T005 15 152 99	WDH 30	Safety rest for hot air irons HAP 200
9	T005 29 184 99	WVP	Vacuum pick-up
10	T005 13 150 00	DX 113HM	Desoldering tip
			Software

www.labem.pl

WR 3000MER

- Power unit, 3 channels with soldering iron WP 120, desoldering iron DSX 120 and hot air iron HAP 200
- Large allround set for all repair jobs
- Desoldering iron DSX 120 for horizontal applications

Order-no.	Model	Description
T005 33 688 11	**WR 3000MER Set**	**Rework station, 3 channels WR 3M**

LT Soldering tip series page 172-173
Hot air nozzles page 198-204
XDX Nozzle page 197

Scope of supply:

1	T005 33 666 99	WR 3M	Power unit, 360 W
2	T005 29 193 99	WP 120	Soldering iron, 120 W, 24 V with Power-Response Technolgy
3	T005 44 704 99	XT B	Standard tip XT B, chisel 2,4 x 08 mm
4	T005 15 121 99	WDH 10	Safety rest with Stop & and dry cleaner
5	T005 13 198 99	DSX 120	Desoldering iron, 120 W, 24 V
6	T005 15 152 99	WDH 30	Safety rest with dry cleaner
7	T005 27 116 99	HAP 200	Hot air iron, 200 W
8	T005 15 152 99	WDH 30	Safety rest with dry cleaner
9	T005 87 658 01	PDN	Pliers Desoldering Nozzle

Accessories for both WR 3000M sets

Order-no.	Description
T005 87 388 50	Adapter for foot switch
T005 13 120 99	1 step foot switch
T005 29 184 99	WVP Vacuum pick-up
T005 87 658 01	PDN Pliers Desoldering Nozzle

www.labem.pl

HAP 200 Set

- Temperature range from 50°C – 550°
- Hot air flow adjustable
- Activation of hot air flow via finger switch
- For WR 3M only

Nozzles page 198-204

	Order-no.	Model	Description
	T005 27 117 99	**HAP 200 Set**	**Hot air iron set 200 W, 24 V**
	Scope of supply:		
1	T005 27 116 99	HAP 200	Hot air iron 200 W / 24 V with hot air nozzle R 06 round Ø 3,0 mm
2	T005 15 152 99	WDH 30	Safety rest
3	T005 87 278 21	R 04	Hot air nozzle round Ø 1,2 mm
	T005 87 617 28		Adapter M6 for HAP 200
	T005 87 278 22	R 06	Hot air nozzle round Ø 3,0 mm

www.labem.pl

WR 2002 Set

- Power unit, 2 channels with soldering iron WP 80, desoldering iron DSX 80
- Small repair set for all rework applications
- Simultaneous operation of hot air and desoldering iron is not possible.

DX Nozzles page 194
LT Soldering tip series page 177-180

	Order-no.	Model	Description
	T005 33 806 99	**WR 2002 Set**	**Rework station, 2 channels WR 2**
	Scope of supply:		
1	T005 33 776 99	WR 2	Power unit
2	T005 29 180 99	WP 80	Soldering iron 80 W with Silver-Line Technolgy
3	T005 44 405 99	LT B	Standard tip LT B, Chisel 2,4 x 0,8 mm
4	T005 15 121 99	WDH 10	Safety rest with dry cleaner
5	T005 13 150 00	DX 113 HM	Nozzle inner-Ø 1,2 mm
6	T005 13 190 99	DSX 80	Desoldering iron 80 W / 24 V
7	T005 15 152 99	WDH 30	Safety rest with dry cleaner
			Power cable
			Equipotential bonding connector

www.labem.pl

The BEST of the very BEST!

Two Channel, High Power Soldering & Desoldering

- High power soldering & desoldering tools Simultaneous running of two 120 W, intelligent WX tools
- Process parameters are stored directly on the soldering or desoldering tool
- Process controlled, stabile working temperatures
- Flexible & fast modification of workplace possible

Save Energy

ESD

Less Maintenance

- Compressed air system for stable desoldering & high vacuum
- Fast and easy filter change

Ergonomics & Safety

- Single-handed, easy & safe change of solder reservoir via bayonet & cardboard solder cartridge - not hot to handle!
- Fatigue-reduced, gentle work possible and safe handling by the latest ergonomic grip-design

Cost Savings

- Extremely fast heat-up time of desoldering iron in only 40 sec. from 50°C up to 350°C!
- Stand-by mode of desoldering iron saves energy & tip life
- Easy and fast setting of tool parameters with WX technology via ESD safe touch screen

www.labem.pl

Flexible Solutions for professional soldering & desoldering applications

- One power unit for various rework applications; Compact set more cost effective compared to single units
- High flexibility with various connectable tools: Soldering and desoldering irons, hot air irons, preheating plates, wire strippers and solder baths.

Low Investment Costs

- Cost effective soldering process with automatic tool recognition guarantees safe operation of both irons
- Fast & safe soldering and desoldering
- Fully integrated multi-channel unit saves investment costs & workbench space

WXD 2

Power-Response

WX compatible

WXP 65
XNT Soldering tips

WXP 120
XT Soldering tips

WX compatible

WXP 200
XHT Soldering tips

Active Tip

WX compatible

WXMP
RT Soldering tips

WX compatible

WXMT
RTW Tips

Fume Extraction

WX compatible

- Zero Smog 4V
- Zero Smog 6V
- Zero Smog 20T

Soldering bathes

WX compatible

WXSB 200
Available September 2013

WX Adapter

WX compatible

WX Adapter
for PC
T005 87 647 11

WX Adapter
for Zero Smog
T005 87 647 12

WX
Connection cable
T005 87 647 10

Options for adapter connections
see page 14.

Desoldering iron

WX compatible

WXDP 120
XDS Nozzles

WXDV 120
XDS Nozzles
Available September 2013

DXV 80
DX Desoldering nozzles

DSX 80
DX Desoldering nozzles

DSX 120
XDS Desoldering nozzles

Preheating plates

WX compatible

- WHP 1000
- WHP 3000 600 W
- WHP 3000 1200 W
- WXHP 120 120 W

Available September 2013

WR 2

Power-Response



WMP
NT Soldering tips

WP 65
XNT Soldering tips

WP 120
XT Soldering tips

WP 200
XHT Soldering tips

Silver-Line

WP 80
LT Soldering tips

WSP 150
LHT Soldering tips

MPR 80
LT Soldering tips

Standard-Line

LR 21
LT Soldering tips

WTA 50
WTA Tips

Hot air iron

HAP 1
Hot air nozzles

Preheating plate

WHP 80

Wire Stripper

WST 82

FE-Soldering Iron

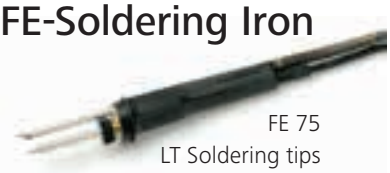

FE 75
LT Soldering tips

FE 80
HT Soldering tips

Solder bathes

WSB 80



WSB 150

ESD

WXD 2

- Cost effective because only one station is needed
- Less rework by optimal use of tools and the correct working temperature. Reduction of running costs by longer tip lifetime
- Desoldering iron with stand-by mode
- ESD safe

ESD

WR 2

- Only one station that meets all rework requirements
- Unique compatibility
- Many tools are connectable (except WX tools)
- 2 independent channesl with automatic tool recognition guarantees simultanuous operation of 2 tools
- ESD safe

www.labem.pl

Weller®

Technical Data

WXD 2

WR 2

Dimension L x B x H	170 x 151 x 130 mm	273 x 235 x 102 mm
Weight:	3,8 kg	ca. 6,7 kg
Channels	2	2
Power supply	230 V	230 V
Power supply	200 W (255 W)	300 W
Protection class	1 power unit, 3 Soldering irons	
Fuse	T2 A	
Fuse: overcurrent release		1,6 A
Temperature accuracy	± 9°C	
Temperature stability	± 2°C	
Bleeder	Soldering tip (Tip to ground) IPC-J-001 conform	
Bleeder voltage	Soldering tip (Tip to ground) IPC-J-001 conform	
Vacuum source via	Venturi Air consumption 35l/min max vacuum 55 kPal (8 psi)	Pump max. pressure 0,7 bar periodic duty 30/30 s
Hot Air	–	max. 15 l/min
Display	LCD	LCD
Temperature control	Touch	Keys
ESD safe	yes	yes
Equipotention bonding	Via 3.5 mm pawl socket (hard grounded normal state)	
USB interface	yes	no
Order-no.	T005 34 266 99	T005 33 776 99

www.labem.pl

New products enlarge the WX family. A new WXD 2 desoldering station and a new WXDP desoldering iron. These tools are ideal for professional rework applications of the latest electronic components in the industrial operation. Typically for the WX stations: soldering and desoldering parameters can be saved easily on the iron. The WXDP 120 heats up within 35 sec. only. With stand-by function.

WXD 2010

- Desoldering station, 2 channels digital and electronically controlled with desoldering iron WXDP 120
- Soldering- and desoldering tools with intelligent WX technology
- Connection to external compressed air supply for high vacuum
- Energy effective: automatic stand-by mode for tools
- Patented, ESD safe glass display. Simple and fast setting of soldering parameter.

	Order-no.	Model	Description
	T005 34 286 99	**WXD 2010 Set**	**Solder- and Desoldering station, 2 channels 200 W (255 W)**
	Scope of supply:		
1	T005 34 266 99	WXD 2	Power Unit
2	T005 13 201 99	WXDP 120	Desoldering iron 120 W, 24 V
3	T005 15 172 99	WDH 70	Safety rest with dry cleaner
4	T005 13 250 99	XDS 1	Nozzle
	T005 87 658 01	PDN	Desoldering pliers

XDS Nozzle-series page 197

WXD 2020

- Soldering and desoldering station, 2 channels with WXDP 120 and soldering iron WXP 120

	Order-no.	Model	Description
	T005 34 296 99	**WXD 2020 Set**	**Solder- and Desoldering station, 2 channels 200 W (255 W)**
	Scope of supply:		
1	T005 34 266 99	WXD 2	Power Unit
2	T005 13 201 99	WXDP 120	Desoldering iron 120 W, 24 V
3	T005 13 250 99	XDS 1	Nozzle
4	T005 15 172 99	WDH 70	Safety rest with dry cleaner
5	T005 29 202 99	WXP 120	Soldering iron
6	T005 44 704 99	XT B	Standard soldering tip, chisel 2,4 x 0,8 mm
7	T005 15 121 99	WDH 10	Safety rest with dry cleaner
	T005 87 658 01	PDN	Desoldering pliers

XT Soldering tip series page 172–173
XDS Nozzle-series page 197

www.labem.pl

WR 2000D

- Power unit, 2 channels with desoldering iron DSX 80 and safety rest WDH 30.
- Repair kit for soldering and desoldering

DX Soldering tip series page 194

Order-no.	Model	Description
T005 33 796 99	**WR 2000D**	**Desoldering station, 2 channels, 250 W**

Scope of supply:

1	T005 33 776 99	WR 2	Power unit
2	T005 13 190 99	DSX 80	Desoldering iron 80 W / 24 V
3	T005 13 150 00	DX 113 HM	Nozzle inner-Ø 1,2 mm
4	T005 15 152 99	WDH 30	Safety rest with dry cleaner
			Power cable
			Equipotential bonding (normal state hard grounded)

WR 2000ER

- Power unit, 2 channels with desoldering iron DSX 80, soldering iron WP 65 and safety rests WDH 10 & WDH 30.
- Repair kit for soldering and desoldering

XDS Nozzle Series page 197
XNT Soldering tip series page 168/169

Order-no.	Model	Description
T005 33 808 99	**WR 2000ER**	**Desoldering station 2 channels, 250 W**

Scope of supply:

1	T005 33 776 99	WR 2	Power unit
2	T005 13 198 99	DSX 120	Desoldering iron 120 W / 24 V
3	T005 13 250 99	XDS 1	Nozzle
4	T005 29 215 99	WP 65	Soldering iron 65 W, 24 V
5	T005 44 851 99	XNT A	Soldering tip
6	T005 15 121 99	WDH 10	Safety rest with dry cleaner
7	T005 15 152 99	WDH 30	Safety rest with dry cleaner
	T005 87 658 01	PDN	Desoldering pliers
			Power cable
			Equipotential bonding (normal state hard grounded)

www.labem.pl

More than just hot air...

Small power unit

- Small and compact housing

This station is easy to integrate to the workplace and supports the organization of soldering processes.

Best soldering results

- Electronically controlled hot air station. Best soldering results with inert gas or compressed air for component safe soldering
- Fix solder joints
  Easy handling of air volume and temperature parameters
- Automatic tool recognition

www.labem.pl

- Low running costs by safety rests
- Foot switch for activating the hot air
- Temperature sensor for process control
- Control via PC possible

WR 2

- max. power supply 250 W

Silver-Line



WP 80
LT Soldering tips

MPR 80
LT Soldering tips



WSP 150
LHT Soldering tips

Power-Response



WMP
NT Soldering tips

WP 65
XNT Soldering tips

WP 120
XT Soldering tips

WP 200
XHT Soldering tips

Standard-Line

LR 21
LT Soldering tips

WTA 50
WTA Nozzles

FE-Soldering iron

FE 75
LT Soldering tips

FE 80
HT Soldering tips

Hot air iron

HAP 1
Hot air nozzles

Desoldering iron

DXV 80
DX Nozzles

DSX 80
DX Nozzles

DSX 120
XDS Nozzles

Preheating plate

WHP 80

Wire stripper

WST 82

www.labem.pl

WXA

Available September 2013

WAD 101

- max. power supply 100 W

Power-Response

WX compatible

WXP 65
XNT Soldering tips

WX compatible

WXP 120
XT Soldering tips

WX compatible

WXP 200
XHT Soldering tips

WX compatible

WXHAP 200
XHT Hot air nozzles
Available September 2013

Active Tip

WX compatible

WX compatible

Preheating plate

WX compatible

- WHP 1000
- WHP 3000 600 W
- WHP 3000 1200 W
- WXHP 120 120 W

Available September 2013

WX Adapter

WX compatible

WX Adapter
for PC
T005 87 647 11

WX Adapter
for Zero Smog
T005 87 647 12

WX Adapter
for Remote
control
T005 87 627 24

WX
Connection cable
T005 87 647 10

Options for adapter connections
see page 14.

Fume Extraction

WX compatible

- Zero Smog 4V
- Zero Smog 6V
- Zero Smog 20T

www.labem.pl

- For every application we offer the optimal tool
- From to 100 to 700 W
- Wide nozzle program

ESD

Technical Data

	WXA 2 Available September 2013	WR 2	WAD 101
Dimension (L x B x H)	170 x 151 x 130 mm	273 x 235 x 102 mm	166 x 134 x 101
Weight	ca. 3,3 kg	ca. 6,7 kg	
Channels	1	2	1
Power supply	230 V	230 V	230 V
Power input	200 W	300 W	150 W
Protection class	I	I	I
Fuse	T 2,0 A	Fuse: overcurrent release 1,6 A 230 V: T 630 mA / 120 V: T 1,0 A	
Temperature range	Adjustable 50 °C - 550 °C (150 °F - 999 °F) Temperature control range depends on tool	Soldering- and desoldering irons continuously °C Version: 50°C – 550°C (150°F – 999°F) Temperature control range depends on tool WP 80 / WP 120 50°C – 450°C (150°F – 850°F) WP 200 50°C – 550°C (150°F – 950°F) WSP 150 50°C – 550°C (150°F – 950°F) DSX 80 / DXV 80 / DSX 120 50°C – 450°C (150°F – 850°F) HAP 1 50°C – 550°C (150°F – 999°F)	Hot air 50°C – 550°C Soldering iron 50°C – 550°C °F Version: Hot air 122°F – 999°F Soldering iron 122°F – 842°
Temperature accuracy	Hot air ± 30°C (± 54°F) Soldering iron ± 9°C (± 17°F)	± 9°C (± 20°F)	
Temperature accuracy HAP 1	± 30°C (± 50°F)		
Temperature stability	± 2°C (± 5°F)		
Air volume	0 – 20 l/min.		approx. 0 - 10 l/min
Pressure	Pressure input, 400 kPa (58 psi), oilfree, dry compressed air or inert gas N2		
Vacuum			max 15 l/min
Order-no.	T005 34 256 99	T005 33 776 99	T005 32 686 99

www.labem.pl

WXA 2010 Set

- Power unit, 2 channels with Hot air iron WXHAP 200
- Best set for hot air tasks
- Simultaneous operation of 2 soldering tools
- All WX tools compatible

Hot air nozzles page 198–204

WX compatible

Order-no.	Model	Description
T005 34 306 99	**WXA 2010**	**Power unit, 2 channels 200 W (255 W) / 230 V**

Scope of supply:

1	T005 34 256 99	WXA 2	Power unit, 2 channels 200 W (255 W)
2	T005 27 119 99	WXHAP 200	Hot air iron 200 W
3	T005 87 278 22	R 06	Hot air nozzle R 06 round ø 3,0 mm
4	T005 15 152 99	WDH 30	Safety rest with dry cleaner
	T005 87 278 21	R 04	Hot air nozzle R 04 round Ø 1,2 mm
			Power cable
			Equipotential bonding (normal state hard grounded)

WXA 2

- Power unit, 2 channels

Hot air nozzle page 198–204

WX compatible

Order-no.	Model	Description
T005 34 256 99	**WXA 2**	**Power unit, 2 channels 200 W (255 W) / 230 V**

Scope of supply:

T005 34 256 99	WXA 2	Power unit, 2 channels 200 W (255 W) / 230 V

www.labem.pl

WR 2000A Set

- Hot air station, 2 channels with hot air iron HAP 1
- Large hot air set
- Simultanuous operation of 2 soldering tools
- All soldering tools upto 200 W connectable

Hot air nozzles page 198–204

Order-no.	Model	Description
T005 33 786 99	**WR 2000A**	**Hot air station, 2 channels 300 W / 230 V**

Scope of supply:

1	T005 33 776 99	WR 2	Power unit 300 W
2	T005 27 115 99	HAP 1	Hot air iron 100 W / 24 V
	T005 87 278 22	R 06	Hot air nozzle R 06 round ø 3,0 mm
3	T005 15 152 99	WDH 30	Safety rest with dry cleaner
	T005 87 278 21	R 04	Hot air nozzle R 04 round Ø 1,2 mm
			Power cable
			Equipotential bonding (normal state hard grounded)

www.labem.pl

WAD 101 Set

- Hot air station, 1 channel with HAP 1 soldering iron
- Small hot air set
- For hot air irons or soldering irons upto 100 W

Hot air nozzles page 198–204

Order-no.	Model	Description
T005 32 666 99	**WAD 101**	**Hot air station, 1 channel 150 W / 230 V**

Scope of supply:

1	T005 32 686 99	PU WAD101	Power Unit 150 W
2	T005 27 115 99	HAP 1	Hot air iron 100 W / 24 V
	T005 87 278 22	R 06	Hot air nozzle R 06 round ø 3,0 mm
3	T005 15 027 99	KH 27	Safety rest with cleaning sponge
4	T005 87 278 21	R 04	Hot air nozzle round ø 1,2 mm

Accessories

Order-no.	Description
T005 87 388 50	Adapter for foot switch
T005 13 120 99	Foot switch 1 step

www.labem.pl

The Weller WHA hot air stations are designed for soldering and desoldering sensitive SMD components with hot air. The station use temperature and volume controlled hot air with Weller patented nozzle technology. 3 stations are available: a digital hot air station with integrated turbine and vacuum (WHA 3000V and WHA 3000P) and an analog hot air station without vacuum for easy applications (WHA 900). A wide range of different nozzles for common SMD components are available.

WHA 3000V

- With integrated vacuum
- 700 W Hot air station
- For compressed air or inert gas.

Hot air nozzles page 198–204

Order-no.	Model	Description
T005 33 366 99	**WHA 3000V**	**Hot air station 700 W / 230 V**

Scope of supply:

1		WHA 3000V	Power unit 230 V for use with compressed air or inert gas
2		HAP 3000	Hot air iron
3	T005 15 043 99	AKT 30	Safety rest with Stop & Go function
	T005 87 577 70		Foot switch 2 steps
4	T005 15 049 99		Nozzle change tool
5	T005 87 507 21	NQ 30	Nozzle, 4 side heated, 17,5 x 23,5 mm

WHA 3000P

- 700 W Hot air station
- With integrated vacuum
- With integrated turbine

Hot air nozzles page 198–204

Order-no.	Model	Description
T005 33 346 99	**WHA 3000P**	**Hot air station 700 W / 230 V**

Scope of supply:

1		WHA 3000P	Power Unit 230 V with integrated turbine
2		HAP 3000	Hot air iron
3	T005 15 043 99	AKT 30	Safety rest with Stop & Go function
	T005 87 577 70		Foot switch 2 steps
4	T005 15 049 99		Nozzle change tool
5	T005 87 507 21	NQ 30	Nozzle, 4 side heated, 17,5 x 23,5 mm

www.labem.pl

WHA 900

- 700 W hot air station for easy repair applications and heating processes as e.g. shrinking
- Brushless turbine for ideal hot air flow
- Hot air temperature is electronically controlled

Hot air nozzles page 198–204

Order-no.	Model	Description
T005 31 716 99	**WHA 900**	**Hot air station 700 W / 230 V**

Scope of supply:	
T005 15 048 99	Depositing rackNR, ND, NQ
T005 15 157 99	Rest for WHA 900
Optional:	
T005 87 578 98	Horizontal rest for HAP 3

Attention: Hot air nozzles are not included in the scope of supply (see page 198-204). Foot switch is not connectable to WHA 300 (T005 87 578 98)

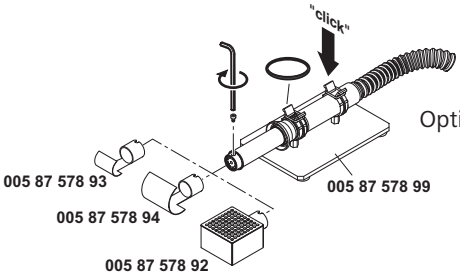

Optional horizontal rest for HAP 3

WHA 900 with Foot switch

Order-no.	Model	Description
T005 31 716 70	**WHA 900**	**as WHA 900 (see above) with foot switch for activating the hot air**

Scope of supply:		
	WHA 900	WHA 900 with connection for foot switch
		Foot switch 1 step

6966 EK Hot air heat gun

- For heat shrinking, drying or to detect faulty components on circuit boards.
- Cooling is possible because the air flow is independent of the heater.
- Temperature range ca. 400°C - 430°C

Order-no.	Model	Description
6966EK	**6966EK**	**Hot air heat gun 210 W / 230 V**

Scope of supply:	
	Hot air heat gun 210 W
6964 0,2“	Reflector 0,2"
6957 1,5“	Reflector 1,5"
6958	Shrinking nozzle

Accessory:	
6965A	Rest for gun

www.labem.pl



WRK Reflow system

- Reflow system with vacuum pick-up
- For desoldering of SMD components 30 X 30 mm

Order-no.	Model	Description
T005 15 155 99	**WRK**	**Reflow system for SMD components with external hot air** works with desoldering station WR 3M

Scope of supply:

Reflow housing: once each 33 x 33 mm, 27 x 27 mm, 24 x 24 mm, 20 x 20 mm, 15,5 x 15,5 mm, 12,5 x 12,5 mm, 10 x 10 mm
Vacuum Pick-up 4,5 mm
Vacuum Pick-up 10 mm
Tripod Pick-up
Depositing rack for nozzles

Accessories

Order-no.	Description
T005 15 154 99	Depositing rack for nozzles
T005 87 617 32	Reflow housing Set 10 x 10 mm, 12,5 x 12,5 mm, 15,5 x 15,5 mm
T005 87 617 31	Reflow housing Set 20 x 20 mm, 27 x 27 mm
T005 87 617 30	Reflow housing Set 33 x 33 mm, 24 x 24 mm
T005 87 137 99	Rubber insert Ø 4,5 mm, 10 pieces
T005 87 137 98	Rubber insert Ø 10,0 mm, 10 pieces

www.labem.pl

WRK Sets

Order-no.	Model	Description
T005 87 617 30	**WRK Set**	**Reflow Set 33 x 33 mm / 24 mm x 24 mm**

Scope of supply:

- Rubber insert,10,0 CSF, 3 pieces
- Spring, 3 pieces
- Vacuum Pick up Ø 10,0 mm
- Reflow housing 33 x 33 mm
- Reflow housing 24 x 24 mm
- VAC-hose, WRK

Order-no.	Model	Description
T005 87 617 31	**WRK Set**	**Reflow Set 27 x 27 mm / 20 mm x 20 m**

Scope of supply:

- Rubber insert,10,0 CSF, 4 pieces.
- Spring, 4 Stk.
- Vacuum Pick up Ø 10,0 mm
- Reflow housing 27 x 27 mm
- Reflow housing 20 x 20 mm
- VAC-hose, WVP-WRK

Order-no.	Model	Description
T005 87 617 32	**WRK Set**	**Reflow Set 18 x 18 mm / 15,5 mm x 15,5 mm / 12,5 x 12,5 mm / 10 mm x 10 mm**

Scope of supply:

- Rubber insert, 4,5 CSF/WVP, 3 pieces
- Tripod
- Vacuum Pick up Ø 4,5 mm
- Reflow housing 18 x 18 mm
- Reflow housing 15,5 x 15,5 mm
- Reflow housing 12,5 x 12,5 mm
- Reflow housing 10 x 10 mm
- VAC-hose, WVP-WRK

www.labem.pl



www.labem.pl


PBGA
27MM
D/C WITH

Technical Data

ESD	WHA 3000P	WHA 3000V	WQB 4000SOPS
Dimensions (B x L x H) mm:	240 x 270 x 170	240 x 270 x 101	692 x 580 x 680
Dimensions (W x L x H) inch:	9,44 x 10,63 x 6,69	9,44 x 10,63 x 3,97	248 x 248 x 256
Mains supply voltage:	230 V	230 V	230 V
Power Output:	700 W	700 W	2300 W
Top heating:			700 W
Heating plate:			large 1600 W (260 x 260 mm) small 400 W (120 x 120 mm) (switchable)
Compressed air supply:	–	400 – 600 kPa clean, dry compressed air	400 – 600 kPa clean, dry compressed air
Temperature accuracy:	50°C – 550°C +/ - 30°C (+ - 54°F)	50°C – 550°C +/ - 30°C (+ - 54°F)	continuously variable 50°C – 400°C Control accuracy ±10°C
Air volume hot air:			continuously variable 5 – 50 l/min
Air consumption:	5 – 50 l/min	5 – 50 l/min	60 – 100 l/min
Safety Class:	1 (control unit and hand piece hard grounded)	1 (control unit and hand piece hard grounded)	1
Order-no.	T005 33 346 99	T005 33 366 99	T005 33 706 99

www.labem.pl

WHA 3000PS Set – The versatile system for repair and rework of fine pitch and BGA components
The WHA 3000P will perform demanding repair tasks on circuit boards with complex fine pitch surface mounted components. The advanced control technology coupled with user-friendly operation, guarantees precision of repair processes. While the sophisticated automatic operation mode guarantees repeatability of the process and increases productivity and quality. Extensive range accessories compliment the machine to promote flexibility.
Further Accessories see page 82.
Patented Weller nozzle technology for maximum process control and user friendly operation. The powerful variable speed controlled turbine generates an air volume of up to 50 litres/min. Hot Air Nozzle flows hot air at the component. Memory space to store up to 10 thermal profiles to ensure process repeatability.
Manual operation or operation via PC software.

WHA 3000PS Set

- 700 W Hot air station
- Integrated turbine
- Set with Infrared preheating plate and circuit board holder

BGA Hot air nozzles page 198–204

Order-no.	Model	Description
T005 33 556 99	**WHA 3000PS Set**	**Hot air station**

Scope of supply:

1	T005 33 346 99	WHA 3000P	700 W Hot air station with integrated turbine
2	T005 33 165 99	WBHS	Circuit board holder with pivoting stand
3	T005 33 386 99	WHP 3000	Infrared preheating plate, 600 W

WHA 3000P

- 700 W
- Hot air station with turbine

BGA Hot air nozzles page 198–204

Order-no.	Model	Description
T005 33 346 99	**WHA 3000P**	**700 W Hot air station with turbine**

www.labem.pl

WBHS Circuit board holder with a pivoting stand for the HAP 3000 hot air pencil. Circuit boards upto 310 mm x 320 mm can be accommodated. The circuit board holder ensures that the hot air pencil is vertical to the printed circuit board under repair and the pivoting stand allows the HAP 3000 hot air pencil to be raised and lowered precisely onto the component being reworked.

WBHS

- Circuit board holder with a pivoting stand
- For boards upto 310 x 320 mm

Order-no.	Model	Description
T005 33 165 99	**WBHS**	**Circuit board holder with a pivoting stand**

WHA 3000VS Set

- 700 W
- For use with inert gas

Hot air nozzles page 198–204



Order-no.	Model	Description
T005 33 596 99	**WHA 3000VS Set**	**700 W Hot air station**

Scope of supply:

T005 33 366 99	WHA 3000V	Hot air station 700 W for use with inert gas
T005 33 165 99	WBHS	Circuit board holder with pivoting stand
T005 33 386 99	WHP 3000	Infrared preheating plate, 600 W

www.labem.pl

WHP 3000
Infrared preheating plate

- 600 W, 230 V
- Board size upto 120 x 190 mm
- Temperature range 50°C – 400°C
- Digital display for set and actual temperature
- Digitally controlled
- 3 Infrared high temperature ceramic elements for fast and efficient heat up
- 2 heated zones can be selected
- External sensor (accessory) connectable
- RS 232-Interface cable e.g. for connection to WHA 3000 hot air station
- Easy Fix board holder (as WHP 200 see page 87)
- K-type thermo couple socket for monitoring

ESD

Order-no.	Model	Description
T005 33 386 99	**WHP 3000**	**Infrared preheating plate 600 W / 230 V with Easy Fix board holder**

WHP 3000
Infrared preheating plate

- 1200 W, 230 V
- Board size upto 190 x 245 mm
- Temperature range 50°C – 400°C
- Digital display for set and actual temperature
- Digitally controlled
- 3 Infrared high temperature ceramic elements for fast and efficient heat up
- 2 Easy Fix board holder (as WHP 200 see page 87)
- K-type thermo couple socket for monitoring

ESD

Order-no.	Model	Description
T005 33 646 99	**WHP 3000**	**Infrared preheating plate 1200 W / 230 V with Easy Fix board holder**

Accessory:

T005 31 191 99		RS 232 Interface cable
T005 31 190 99		K-Thermoelement 0,5 mm
T005 33 165 99	WBHS	Circuit board holder with pivoting stand
T005 33 164 99	WBH	Circuit board holder without pivoting stand

www.labem.pl

Weller WQB Rework System

The WQB 4000SOPS rework system upgrades the Weller product range in the SMD tool sector. A well thought-out design concept combines reliability and maximum process control with ease of use and technicaly advanced solutions. Usefull accessories increase the possible uses of these repair work stations. For the universal circuit board repair of BGA, QFP and SMD components, it is necessary to preheat the circuit board effectively from below and from above to precisely heat the components to be repaired to the reflow temperature as well as to reliably control the process. On the WQB 4000 the temperature regulated 2-Zone infrared bottom heater provides rapid warm-up and homgeneous substrate temperatures. The hot air top heater, with digital control electronics for temperature monitoring and regulation of the air flow rate, facilitates the finely metered supply of heat to the components.

A temperature sensor placed directly in the hot air nozzle efficiently regulates the top heater and thus provides maximum process control. On the digital programming unit all process steps can be programmed, saved and if necessary protected against unauthorized use as required. The most important process parameters are optionally displayed on the LC display during operation. Camera with two-color lighting for exact positioning.



www.labem.pl



WQB 4000SOPS

- 2300 W / 230 V
- BGA/SMT Rework system
- For components placing with camera support placing system

BGA Hot air nozzles page 204

Order-no.	Model	Description
T005 33 706 99	**WQB 4000SOPS**	**BGA/SMT Rework system 2300 W / 230 V**

Scope of supply:
Base unit with top heater, bottom heater, control electronics and pneumatic unit
Infrared radiation 1600 W
Positioning unit with digital camera and split optic
Circuit board holder with fine adjustment in X and Y direction
Temperature sensor PT 100
Nozzle change tool
Thermoelement type K 0,1 mm
5 pcs. Vacuum inserts Ø 4,5 mm
5 pcs. Vacuum inserts Ø 10,0 mm
Software WQB 4000 CONTROL and WQB 4000 SOPS
USB cable
Calibration tool
Vacuum pick up with 2 changeable vacuum inserts
Mains cable
2 m connecting tube for compressed air
Instruction manual
Max. PC board size 450 x 500 mm

www.labem.pl

Accessories for für WQB 4000SOPS, WQB 3000OPS, WQB 3000 and WHA 3000 PS / VS

Clamping set

Order-no.	Description
T005 87 549 24	Clamping set for irregluar shaped circuit boards (e.g. mobilephones, video/digital camera boards, etc.)

Support

1



2

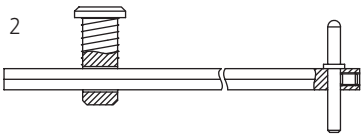

	Order-no.	Description
1	T005 87 557 45	Support for large circuit boards for WQB 3000, WQB 3000OPS, WQB 4000SOPS with iron angle
2	T005 87 667 29	Support for circuit boards for WQB 4000 with aluminium angle

Adjustable circuit board stop

Order-no.	Description
T005 87 548 73	WQB 3000 Adjustable circuit board stop for WQB 3000 and WQB 4000

Downholder

1

2

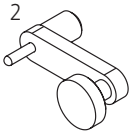

3

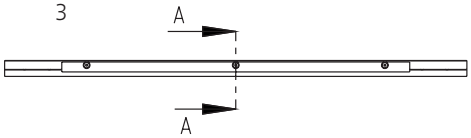

	Order-no.	Description
1	T005 87 557 41	Spring-loaded downholder with magnet stand for WQB 3000, WQB 3000SOPS, WBH, WBHS
2	T005 87 667 25	Spring loaded downholder with magnet stand for WQB 4000 with aluminium angle. Angle downholder please order separately.
3	T005 87 667 26	Angle downholder (for WQB 4000 with aluminium angle)
	T005 87 667 27	Set consists of: 2 x T005 87 667 25 & 1 x T005 87 667 26

www.labem.pl

Temperature sensor

Order-no.	Description
T005 87 549 48	Temperature sensor for WQB 3000, WQB 3000OPS, WQB 4000SOPS

Thermoelement

Order-no.	Description
T005 87 557 82	Thermoelement type K, Ø 0,1 mm
T005 31 190 99	Thermoelement type K, Ø 0,5 mm

NQ-Adapter

Order-no.	Description
T005 87 549 70	NQ adapter for WQB 2000/3000/4000

Vacuum insert

Order-no.	Description
T005 87 137 99	Vacuum insert Ø 4,5 mm, 10 piece
T005 87 137 98	Vacuum insert Ø 10,0 mm, 10 piece

WPK Print Kit

Order-no.	Description
T005 13 847 99	The right print kit for your component. On request
consits of:	Print station complete with squeegee blade 70 x 25 mm Matching print templates for your device on request.

www.lasem.pl

WCB 2 Measuring and Calibration Box

The WCB 2 is an external input unit for programming additional functions. It works with every digital Weller station. The setting is fast and easy. Battery powered supply makes the box independent from any mains and easy to transport. The WCB 2 has an PC interface (RS 232) and an integrated temperature gauge for thermo couple type K (accessory). The functions are:

WCB 2
Measuring and Calibration Box for WSD series

- OFFSET: Correction value for soldering tip temperature
- SETBACK: Reduction on set temperature after a specified period of time
- LOCK: Locking the set temperature
- °C/°F: Switching temperature display °C/°F
- WINDOW: Setting a set value window. If the actual temperature is within the set value window a potential-free contact is activated
- Temperature measuring tips are available for each soldering iron

Order-no.	Model	Description
T005 31 180 99	**WCB 2**	**Calibration unit**

Scope of supply:

	Calibration unit
	Battery 4 x 1,5 V

Accessories:

T005 31 184 99	Network adapter 230 V, 50 Hz
T005 31 190 99	Thermoelement type K, ø 0,5 mm
T005 31 191 99	Interface Cable RS 232

www.labem.pl

WTT 1 Temperature Measuring Unit

The WTT 1 digital temperature measuring system has been specially designed for measuring the temperature of soldering iron tips. The probe has a double sensor system and an own internal heat source. The measured temperature is fed to a control system that records the flow of heat in the probe and stabilises it with the aid of the internal heat source. This design ensures that no heat is drawn by the probe from the object to be measured. Erroneous measurements due to the large thermal load of the probe are thus prevented.
The measured temperature is indicated on a three-digit LED display to a resolution of 1°C. A red dot in the display is used to indicate the measured value and simplifies the reading of the measured temperature. An adjustable preheat temperature ensures a rapid response even at high temperatures. Different methods of equipotentioal bonding and the ESD appropriate design of the control unit and probe supplement the quality of this measuring unit.

ESD

WTT 1
Temperature measuring system

- Temperature range 50°C –500°C
- Tolerance +/- 5°C
- Dimensions 166 x 115 x 101 mm (L x W x H)

Order-no.	Model	Description
T005 31 246 99	**WTT 1**	**Temperature measuring system**

Scope of supply:

	Power unit
T005 29 109 99	Probe for WTT 1

Temperature Measuring System

- Connection to WCB 2 calibration unit
- For measuring soldering tip temperature

Order-no.	Model	Description
T005 13 832 99		**For connection to unit WCB 2 or all other temperature measure instruments with type K sensor port.**

www.labem.pl

Preheating plates are used to preheat circuit boards under repair to reduce the possibility of thermal damages and to reduce the heat requirement of the soldering tool for speeding up the repair process.

WHP 80 Preheating plate

- 80 W, 24 V
- Heating surface 80 x 50 mm
- Temperature range 50°C – 200°C
- For all Weller stations with min. 80 W
- Size housing 150 x 120 x 65 mm (L x B x H)

ESD

Order-no.	Model	Description
T005 27 028 99	**WHP 80**	**Preheating plate 80 W, 24 V, 80 x 50 mm**

WXHP 120 Preheating plate

- 120 W, 24 V
- Preheating Size 80 x 50 mm
- Temperature range 50°C – 200°C
- Platinum sensor
- Internal parameter storage (Zero Tolerance)
- Connectable to: WX 1, WX 2, WXD 2 WXA 2
- Size housing 150 x 120 x 65 mm (L x B x H)

WX compatible

ESD

Order-no.	Model	Description
T005 27 029 99	**WXHP 120**	**Preheating plate120 W, 24 V, 80 x 50 mm**

WHP 1000 Preheating plate

- 1000 W, 230 V
- Heating surface
- Temperature range
- RS 232 Interface e.g. for connection to Weller hot air stations WHA 3000
- Digital display for set and read temperature
- Element Type K (accessory) connectable



WX compatible

ESD

Order-no.	Model	Description
T005 33 648 99	**WHP 1000**	**Preheating plate 1000 W, 230 V, 220 x 150 mm**

www.labem.pl

WHP 200
Infrared preheating plate

- 200 W, 230 V
- Heating surface 120 x 60 mm
- Temperature range 50°C - 400°C
- Digital display for set and read temperature
- Electronic temperature control
- Infrared high temperature ceramic elements for fast and efficient heat up
- 2 Easy Fix board holder
- ESD safe

Easy Fix board holder

Order-no.	Model	Description
T005 33 716 99	**WHP 200**	**Preheating plate 200 W, 230 V, 120 x 60 mm with easy fix board holder**

WHP 3000
Infrared preheating plate

- 600 W, 230 V
- Heating surface 120 x 190 mm
- Temperature range 50°C - 400°C
- Digital display for set and read temperature
- Electronic temperature control
- 3 Infrared high temperature ceramic elements for fast and efficient heat up
- Two heated zones can be selected
- Element Type K (accessory) connectable
- RS 232 Interface e.g. for connection to Weller hot air stations WHA 3000
- 2 Easy Fix board holder (as WHP 200)

WX compatible

ESD

Order-no.	Model	Description
T005 33 386 99	**WHP 3000**	**Infrared preheating plate 600 W / 230 V with Easy Fix board holder**

WHP 3000
Infrared preheating plate

- 1200 W, 230 V
- Heating surface 190 x 245 mm
- Temperature range 50°C - 400°C
- Digital display for set and read temperature
- Electronic temperature control
- 6 Infrared high temperature ceramic elements for fast and efficient heat up
- 2 Easy Fix board holder (as WHP 200)

WX compatible

ESD

Order-no.	Model	Description
T005 33 646 99	**WHP 3000**	**Infrared preheating plate 1200 W, 230 V with Easy Fix board holder**

Accessories:

T005 31 191 99		RS 232 Interface Cable
T005 31 190 99		Thermoelement Type K 0,5 mm
T005 33 165 99	WBHS	PC board holder with pivoting stand
T005 33 164 99	WBH	PC board holder without stand

www.labem.pl

USB Microscope

- Microscope with digital camera and USB interface
- Adjustable work stand
- Application software
- Resolution: 1280 x 1024 MP
- Interface: USB 2.0
- Magnification: 20X – 90X
- Sensor 1/3" Color CMOS
- Video frame rate: up to 30 Fps
- Illumination: 8 build-in Hightech LEDs
- LED on/off controlled by software
- Save file format: BMP, JPG, AVI
- Dimensions: 100 mm (L) x 32 mm (D)
- Cable length: approx. 1,8 m

ESD

Order-no.	Model	Description
T005 13 835 99		**USB Microscope with digital camera and adjustable work stand**
T005 13 839 99		**USB Microscope with digital camera and adjustable work stand, with polarisation filter**
T005 13 834 99		**Stand without arm**

ESF 120ESD PCB board holder

- Max. size 160 x 235 mm
- Rotates through 360° in increments of 15°
- Spring clamp
- Cushioned arm for component fixing



ESD

Order-no.	Model	Description
T005 15 026 99	**ESF 120ESD**	**PCB board holder**

WBH 2 PCB board holder

- Max. size 310 x 320 mm

Order-no.	Model	Description
T005 33 167 99	**WBH2**	**Board holder without stand**

www.labem.pl

WBHS PCB board holder with stand

- Max. size 310 x 320 mm
- Board positioning in X and Y directions
- For single and doublesided boards
- Stand to mount hot air pencil HAP 3000
- Preheating plate WHP 3000 could be fitted under the board holder

Order-no.	Model	Description
T005 33 165 99	**WBHS**	**PCB board holder with stand for WHA 3000P + WHA 3000V**

Stand of WBHS

Order-no.	Description
T005 33 166 99	**Stand of WBHS**

WBH PCB board holder without stand

- Same as WBHS but without stand

Order-no.	Model	Description
T005 33 164 99	**WBH**	**PCB board holder without stand**

Accessories for WBHS, WBH, WQB

Order-no.	Description
T005 87 548 73	**Adjustable circuit boarder stop**
T005 87 557 45	**Support for large dimensioned circuit boards**
T005 87 557 41	**Downholder for circuit boards**
T005 87 549 24	**Clamping set for irregular shaped circuit boards (e.g. mobile phones, video/digital camera boards, etc.)**

www.labem.pl

Rework preparation tool e.g. for tin coating of wire ends and cleaning of leads and wires from excess and dirt.
All soldering baths are suitable for leadfree solder.

W101 H Soldering Bath

- 100 W, 230 V
- Inside Ø 17,4 mm, depth 22 mm
- Different temperatures available
- Magnastat temperature control
- Horizontal stand
- For lead free solder

Order-no.	Model	Description
T005 61 093 99	**W101 H**	**Miniature soldering bath 100 W, 230 V**

Scope of supply:

	Miniature soldering bath with 330°C insert and horizontal stand

Accessories:

T005 11 706 99	Insert for temperature 285°C
T005 11 707 99	Insert for temperature 330°C
T005 11 708 99	Insert for temperature 380°C
T005 11 709 99	Insert for temperature 450°C

WSB 80 Soldering Bath

- 80 W, 24 V
- Inside Ø 20 mm, depth 25 mm
- Temperature range 50°C – 450°C
- Connectable to all Weller 80 W digital stations
- V2A tray to guard against dripping solder residue
- Size housing: 150 x 120 x 65 mm (L x B x H)
- Heat-up time ~ 7 min (50°C – 350°C)
- For lead free solder

Order-no.	Model	Description
T005 27 040 99	**WSB 80**	**Soldering bath 80 W, 24 V**

WSB 150 Soldering Bath

- 150 W, 24 V
- Soldering bath size: 58 x 33 x 19 mm (L x W x H)
- Temperature range 50°C – 550°C
- Connectable to all Weller 150 W digital stations
- V2A tray to guard against dripping solder residue
- Size housing: 150 x 120 x 65 mm (L x W x H)
- Heat-up time ~ 10 min (50°C – 350°C)
- For lead free solder

Order-no.	Model	Description
T005 27 042 99	**WSB 150**	**WSB 150 Soldering bath 150 W, 24 V**

WXSB 200 Soldering Bath

- 200 W, 24 V
- Soldering bath size: 58 x 33 x 19 mm (L x W x H)
- Temperature range 100°C – 500°C
- Connectable to all WX tools
- Heat-up time ~ 10 min (50°C – 350°C)
- Size housing: 150 x 120 x 65 mm (L x W x H)

Order-no.	Model	Description
T005 27 043 99	**WXSB 200**	**WXSB 200 Soldering bath 200 W, 24 V**

www.labem.pl

The Weller WST 82 temperature controlled thermal stripping tool is suitable for all 80 W Weller stations. It strips off thermoplastic insulation materials by using precisely shaped stripping blades. The stripping length is adjustable up to 30 mm. Optimal temperature control via power unit (accessory).

Thermal stripping tool WST 82 KIT1

- Suitable for all 80 W Weller stations
- For ribbon cable and round wire

3

7

Order-no.	Model	Description
T005 25 032 99	**WST 82 KIT1**	**Thermal stripping tool 80 W, 24 V**

Scope of supply:

		Thermal stripping tool WST 82
	T005 87 250 34	Brush
7	T005 87 257 42	Cutting knife set
3	T005 87 257 26	Knife Set AWG 12, 16, 24
	T005 15 032 98	Safety rest

Thermal stripping tool WST 82 KIT2

- Suitable for all 80 W Weller stations
- Flex cord for 1,5 - 3,5 m working distance
- For ribbon cable and round wire

Order-no.	Model	Description
T005 25 031 99	**WST 82 KIT2**	**Thermal stripping tool 80 W, 24 V with flexcord for wider operation range**

Scope of supply:

		Thermal stripping tool WST 82
1	T005 87 250 34	Brush
6	T005 87 257 36	V-Knife Set 4,25 mm x 2 mm
2	T005 15 032 98	Safety rest

Accessories WST 82

2

3

4

5

6

7

	Order-no.	Description
2	**T005 87 257 22**	**Universal knife set 9 mm x 2 mm**
3	**T005 87 257 26**	**Knife set AWG AWG 12, 16, 24 (2,0, 1,3, 0,51 mm)**
4	**T005 87 257 29**	**Knife set AWGAWG 12, 14, 24, 26 (2,0, 1,6, 0,51, 0,4 mm)**
5	**T005 87 257 32**	**Knife set AWG AWG 14, 18, 22, 26 (1,6, 1,02, 0,64, 0,4 mm)**
6	**T005 87 257 36**	**V-Knife set AWG 4,25 mm x 2 mm**
7	**T005 87 257 42**	**Cutting knife set, width 23 mm 23 mm**

www.labem.pl

With the hand-held desoldering pumps a vacuum is produced by means of a piston, cylinder and spring force. The piston is tensioned manually and secured automatically. The piston is moved back suddenly by pressing the release button and a vacuum is created briefly so that the soldered joint is freed of liquid solder.

SA 21A
Manual desoldering pump

- Length 200 mm
- Metal housing
- antistatic

Order-no.	Model	Description
SA21A	**SA 21A**	**Manual desoldering pump**

Accessories:

	SA 21A1	Desoldering tip antistatic for SA 21A

PS 100A
Manual desoldering pump

- Length 150 mm
- Strong vacuum, minimal rebound
- Metal housing
- antistatic (with tip PS 1001A)

Order-no.	Model	Description
PS100A	**PS 100A**	**Manual desoldering pump**

Accessories:

	PS 1001A	Desoldering tip antistatic for PS 100A

PS 200A
Manual desoldering pump

- Length 200 mm
- Strong vacuum, minimal rebound
- Metal housing
- antistatic (with tip PS 2001A)

Order-no.	Model	Description
PS200A	**PS 200A**	**Manual desoldering pump**

Accessories:

	PS 2001A	Desoldering tip antistatic for PS 200A

www.labem.pl

Vacuum-Pen

For easy pick and place of delicate SMD components. The vacuum pen avoids stress and damage to the leads. The versatile compact sized pen is independent from compressed air or batteries.

WLSK 200 Vacuum-Pen

Order-no.	Model	Description
WLSK200	**WLSK 200**	**Vacuum-Pen including Tip 3,2 mm x 9,5mm**
Accessories:		
WLSK200T18	WLSKT 18	Replacement with tip, rubber 3,2 mm
WLSK200T38	WLSKT 38	Replacement with tip, rubber 9,5 mm
KDS260S	KDS 260S	Replacement rubber Ø 3,2 mm
KDS260M	KDS 260S	Replacement rubber Ø 6,3mm
KDS260L	KDS 260L	Replacement rubber Ø 9,5 mm

SD 1000 Solder Dispenser

- For use of coils up to 1000 g
- Length 95 mm, core Ø > 17 mm
- Length 70 mm, core Ø > 12 mm
- Length 84 mm, core Ø < 12 mm

Order-no.	Model	Description
T005 13 017 99	**SD 1000**	**Solder Dispenser**

ABW 2 Extension for additional reel

- For use of coils up to 1000 g
- Length 95 mm, core Ø > 17 mm
- Length 70 mm, core Ø > 12 mm
- Length 84 mm core Ø < 12 mm

Order-no.	Model	Description
T005 13 013 99	**ABW 2**	**Extension for additional reel, to be fixed on SD 1000**

www.labem.pl

Accessories Cleaning Tools

The solution for cleaning lead free solder!
When using lead free you will be experienced an increased in oxidation in the wettable area of the tip. These oxides must be removed regularly otherwise it will make the tip completely unwettable and not usable anymore. When cleaning the tip by means of the Weller WDC Dry Cleaner a special brass wool is used. First the surplus solder is removed by tapping the tip on the soft edge of the collector box.The final cleaning is then done by pushing and turning the tip in the brass wool. After cleaning there is still a fine amount of solder on the tip avoiding fast oxidation of the iron layer which is an advantage versus the cleaning by the wet sponge. The brass wool can be soaked in flux which may improve the performance further. More informations for cleaning you can find on page 160/161.

WDC Dry cleaner

- Minimisation of the erosion
- Double soldering tip lifetime
- Superior wetting properties
- Reduced spring effect - less solder splashes

Order-no.	Model	Description
T005 15 124 99	**WDC**	**Dry cleaner for soldering tips with brass cleaning wool**

Accessories:

T005 13 840 99	Brass cleaning wool for WDC (2 pieces)
T005 13 824 99	Metal wool for WDC (2 pieces)

WDC 2 Dry cleaner

Order-no.	Model	Description
T005 15 125 99	**WDC 2**	**Dry Cleaner for WDH safety rests with brass cleaning wool**

Accessories:

T005 13 841 99	Brass cleaning wool for WDC 2 (2 pieces)
T005 13 825 99	Metal wool for WDC 2 (2 pieces)

Cleaning sponge

Order-no.	Description
T005 22 419 99	**Cleaning sponge single-layer, 70 x 55 x 16 mm**
T005 22 420 99	**Cleaning sponge double-layer, 70 x 55 x 16 mm**

Stainless steel brush

Order-no.	Model	Description
T005 13 827 99		**Stainless steel brush (3 pieces)**

www.labem.pl

WPB 1 Polishing Bar

- Cleaning only possible in cold state of the soldering tip.
- Further informations for cleaning you can find on page 160/161

Order-no.	Model	Description
WPB1	**WPB 1**	**Polishing Bar for removal of compacted oxidised films on soldering tips.**

WSW Lead free soldering wire for longer tip lifetime

- Soldering wire with integrated flux core
- Superior wetting properties
- Cost reduction due to reduction in tip change frequency
- Not flux soaked - no process pollution
- Reduction of service costs for removing of oxidised layers
- No-clean flux
- Flux content 3,5 %
- Further informations for cleaning you can find on page 160–161.



Available September 2013

Type	WSW SAC M1	WSW SAC L0	WSW SC L0	WSW SC M1
Alloy	Sn3.0Ag0.5Cu	Sn3.0Ag0.5Cu	Sn0.7Cu	Sn0.7Cu
Temperature	217-221°C	217-221°C	227°C	227°C
Flux J-STD 004	M1	L0	L0	M1
Flux content	3.5%	3.5%	3.5%	3.5%
Weight	500 gr	500 gr	500 gr	500 gr
Diameter	Art.-Nr.	Art.-Nr.	Art.-Nr.	Art.-Nr.
0,3 mm	T005 13 865 99	T005 13 872 99	-	-
0,5 mm	T005 13 864 99	T005 13 870 99	T005 13 880 99	T005 13 876 99
0,8 mm	T005 13 863 99	T005 13 869 99	T005 13 879 99	T005 13 875 99
1,0 mm	T005 13 862 99	T005 13 868 99	T005 13 878 99	T005 13 874 99
1,2 mm	T005 13 861 99	T005 13 867 99	T005 13 877 99	T005 13 873 99
1,6 mm	T005 13 860 99	T005 13 866 99	-	-
Gewicht	250 gr	250 gr	250 gr	250 gr
Diameter	Art.-Nr.	Art.-Nr.	Art.-Nr.	Art.-Nr.
0,8 mm	T005 13 885 99	T005 13 887 99	-	-
1,0 mm	T005 13 886 99	T005 13 888 99	-	-
Weight	100 gr	100 gr	100 gr	100 gr
Diameter	Art.-Nr.	Art.-Nr.	Art.-Nr.	Art.-Nr.
0,3 mm	T005 13 881 99	T005 13 883 99	-	-
0,5 mm	T005 13 882 99	T005 13 884 99	-	-

Tip-Activator

- Cleaning only possible in hot state of the soldering tip.
- Further informations for cleaning you can find on page 160–161.

Order-no.	Model	Description
T005 13 031 99	**Tip-Activator**	**For regeneration of oxidized tips**

www.labem.pl

WDC Dry cleaner

- Further informations for cleaning you can find on page 160–161.

Order-no.	Model	Description
T005 15 126 99	**WDC**	**Dry cleaner**

Scope of supply:

1	T005 15 124 99	WDC	Weller Dry Cleaner
2	T005 13 031 99		Tip Activator
3	T005 13 827 99		Stainless steel brush
4	WPB 1		Polishing Bar

WDC 2 Dry cleaner

- Further informations for cleaning you can find on page 160–161.

Order-no.	Model	Description
T005 15 127 99	**WDC 2**	**Dry cleaner**

Scope of supply:

1	T005 15 124 99	WDC 2	Weller Dry Cleaner
2	T005 13 031 99		Tip Activator
3	T005 13 827 99		Stainless steel brush
4	WPB 1		Polishing Bar

The desoldering wires consists of a copper net with flux.
The special surface treatment allows efficient solder removal.

Desoldering Wires

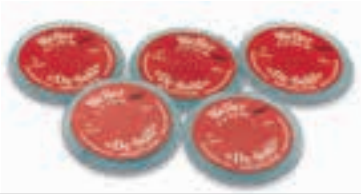

Order-no.	Model	Description
T005 13 010 99	**Desoldering wire**	**1,6 m coil, width 1,5 mm**
T005 13 011 99	**Desoldering wire**	**1,6 m coil, width 2 mm**
T005 13 012 99	**Desoldering wire**	**1,6 m coil, width 2,5 mm**
T005 13 028 99	**Desoldering wire**	**15 m coil, width 2,5 mm**
T005 13 026 99	**Desoldering wire**	**30 m coil, width 1,5 mm**
T005 13 027 99	**Desoldering wire**	**30 m coil, width 2 mm**

www.labem.pl

Liquid flux

- Without brush.
- Typ 1.1.3.AF-SW32, EN29 454
- Remaining flux is not corrosive
- DIN EN 61190 ROL0
- Flux on base of resin

Order-no.	Description
T005 13 831 99	Liquid flux (100 ml) for simple soldering applications with high temperature and long soldering times (for example wire and dip)

Liquid flux

- With brush
- Solvent content 73 %
- ROL1 related to IPC J-STD-004

Order-no.	Description
T005 13 837 99	Liquid flux RMA (15 ml) especially for BGA and SMT rework. Very reliable, avoids short cuts

The Spot-Mask is a material to protect connectors of PCBs from tinning during the reflow process. For manual rework the Spot-Mask is easily applied and removed. Mechanical fixture after 6 min, hardened after 2-3 hours by 20°C, 1 hour by 95°C.

Spot-Mask

- Storable 12 months.
- Suitable for lead free applications.

Order-no.	Model	Description
SM15748BK	Spot-Mask	Suitable for lead free applications, 250 ml

Extension cord

Order-no.	Description
T005 32 099 99	Extension cord 2-wire, 4 m for,Soldering iron TCPS
T005 25 098 99	Extension cord 5-wire, 4 m, up to 50 W for Soldering iron LR 21, MLR 21, WTA 50
T005 26 098 99	Extension cord 7-wire, 3 m, up to 80 W, for Soldering iron WMP, WP 80, WSP 80

www.labem.pl

Why Fume Extraction ?

Many work environments today, including soldering, adhesives, welding and laser applications, create particles and gases that can be harmful to the work place and the environment. Most people thought that the move to leadfree soldering would be more nature friendly. In reality leadfree soldering smoke emissions contain more breathable fine dust particles.
More smaller particles are produced due to the higher working temperatures required and because more flux is used in the soldering process.

In many countries legal regulations governing clean air in the work place require that hazardous substances are removed from the air in order to avoid harmful effects on people and machines.

It is important to use the correct safety equipment to remove these hazardous substances. Fine particles are more dangerous to inhale than big particles as they get caught more easily and block the alveoli in the lungs.

To protect the operator it is important to use an extraction system that is able to separate these particles and gases and then re-circulates the cleaned air back into the work place. This saves energy and reduces energy costs.

- The smaller the particles are, the deeper they penetrate into the respiratory system
- The deeper the particles penetrate, the higher are the health risks
- The smallest particles travels via alveoli into the bloodstream

Fine dust accumulation in the human body



90 minutes soldering with leadfree solder wire

www.labem.pl

Pollution concentration

Increasing soldering temperature causes higher pollutant concentration of small particles!

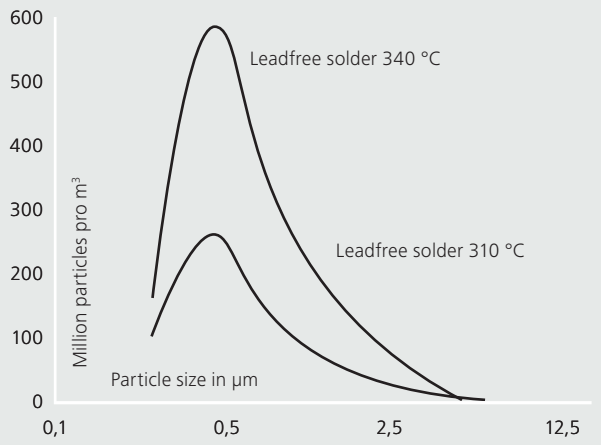

Filter process

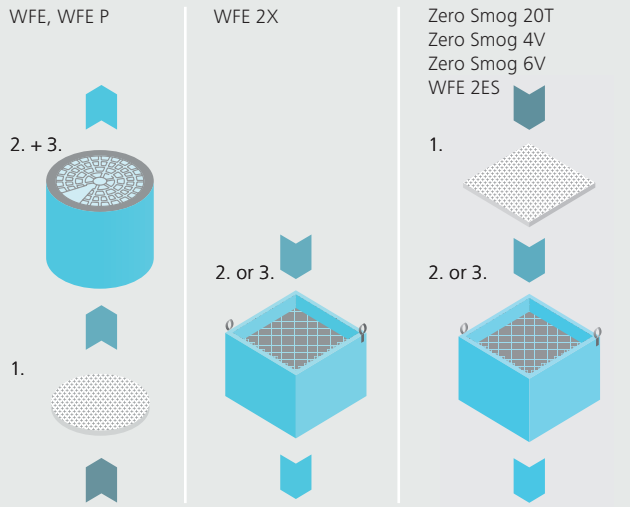

Filter drawings not true to original

Filter classes and recommended applications

1. Fine dust filter
For standard applications with a small amount of flux and pollution gases with high solid content, Weller® FT offers filter classes M 5 or F 7.

2. Compact filter consisting of:
EPA filter
Filter particles up to 0,3 µm.
Weller® FT offers EPA (Efficiency Particulate Air) filters of class E 12, medium filtration efficiency 99,5%.

Wide band gas filter
Wide band gas filter
For cleaning harmful fumes and vapours. The Weller® FT wide band gas filter consists of 50% active carbon and 50% Puratex. Harmful gases with a high molecular weight are cleaned by the active carbon. Puratex it suitable for absorbing gases of lower molecular weight. Because of its composition, Puratex is able to convert a large number of chemical pollutants by means of molecular modification into non-polluting gases.

3. Gas filter (option)
The gas filter is used for extracting adhesive fumes and solvents. Experience has shown that filtering suspended particles is not so vital in this respect. The gas filter is filled with 50% active carbon and 50% Puratex. The EPA E 12 is omitted.

Medium filtration efficiency Em % against particle size 0,12 µm

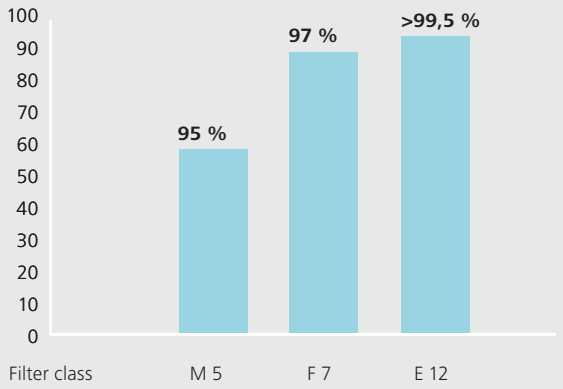

www.labem.pl

Solutions for Fume Extraction – For clean air

Weller FT offers two extraction solutions:

Volume Extraction

ESD

- Larger areas can be covered
- Low maintenance
- Mobile
- Quick & easy installation
- Economic for 1 to 8 work places
- Remote control

More suitable for applications involving, for example, solder baths, hot air soldering, micro solders and gluing work. Weller® FT offers various mobile systems that purify the air up to a maximum of 8 workplaces.

Weller® FT Easy-Click-60 Example for installation

Set up your volume extraction solution with our configurator
www.weller.eu

Tip Extraction

ESD

- Less investment per work place
- Collect pollution direct at source
- Up to 20 collection points with one system (200 m apart)
- Ergonomic friendly with easy access to work piece
- No noise
- Minimal air movement

Weller® FT FE (Fume extraction) soldering irons have a smoke tube integrated into the handle. When soldering the tube is positioned directly above the joint and collects any fumes produced. Fume extraction attachments can be retro fitted to non fume extraction

www.labem.pl

- Volume extraction with extraction arms
- Low underpressure
- High volume flow rate

For 1 extraction arm ø 60
- Volume flow rate = 50 – 80 [m³/h]
- Underpressure = 300 – 700 [Pa]

For 6 extraction arms ø 60
- Volume flow rate = 300 – 480 [m³/h]
- Underpressure = 300 – 700 [Pa]

Weller® FT Easy-Click-60 connection elements for quick and easy installation for volume extraction

- The tube is positioned directly above the joint and collects any fumes produced.
- High underpressure
- Low volume flow rate

For 1 FE soldering iron
- Volume flow rate = 1 – 1,5 [m³/h]
- Underpressure = 10.000 [Pa]

For 25 soldering irons
- Volume flow rate = 25 – 30 [m³/h]
- Underpressure = 10.000 [Pa]

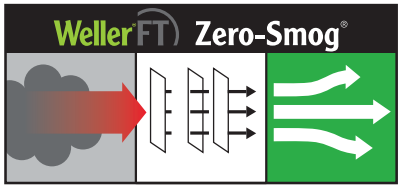

www.labem.pl

WFE 2ES

WFE 2X

Spare filter

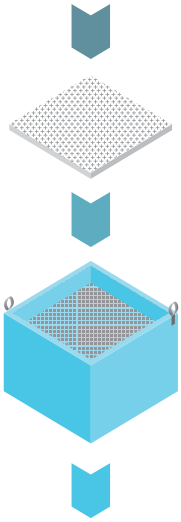

Fine dust filter M 5
T005 87 627 03

EPA Filter H12
and active carbon
T005 87 627 01

Set (M 5 + H 12)

Sloped nozzle

Sloped nozzle

Funnel nozzle

Exhaust hood

Accessory

Pre filter box

Pocket filter
for pre filter box

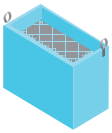

Filter for WFE 2X
T005 36 590 99

Trolley
with wheels

Hanging deviar

Remote control

Extraction arms Sets

KIT 1 WF Nozzle
sloped 60 mm

KIT 1 S WF

KIT 1 WF
Funnel

KIT 1 WF 32

KIT 1 WF 60

Accessories Installation

Extraction arm

Extraction arm 32
mm incl. nozzle

Adapter Kit
50-60 mm

WFV Stop valve

Extraction hose
1 m, 3 m, 5 m

Adapter
40/60

www.labem.pl

Zero Smog 4V

WX compatible

Zero Smog 6V

WX compatible

Remote control

WX compatible

WX Adapter for Remote control
T005 87 627 24

WX Connection cable
T005 87 647 10

Adapter

ø 75 mm on Easy-Click 60

End cap

Easy-Click 60, 60 mm

Spare filter



Fine dust filter M 5
T005 87 359 37 (2S, 4V)
T005 87 358 37 (4S, 6V)



Fine dust filter F 7
T005 87 359 38 (2S, 4V)
T005 87 358 36 (4S, 6V)

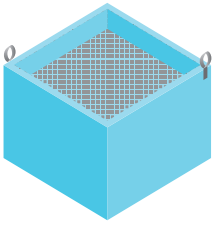

Compact filter
T005 87 359 36 (2S, 4V)
T005 87 358 38 (4S, 6V)

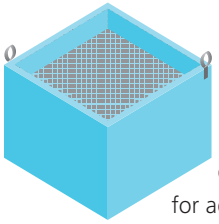

Compact filter for adhesive fumes
T005 87 358 95 (2S, 4V)
T005 87 358 35 (4S, 6V)

Filter

Pre filter box

Pocket filter F7

Filtering for sticky particles

Female adapter

Male adapter

T-piece with 2 male and 1 female adapter

Hose connector, angle

Hose connector, straight

www.labem.pl

Technical data

WFE 2ES

WFE 2X

Dimensions L x B x H (mm):	320 x 320 x 395	460 x 610 x 210
Weight	9 kg	15 kg
Voltage	230V, 50Hz / 120 V, 60 Hz	100-240 V, 60 Hz
Sound level in 1m	55 dB (A)	54 dB (A)
Electrical power	115 VA	175 VA
Max. vacuum	1800 Pa	2.300 Pa
Max. capacity	180 m^3/h	100 m^3/h
Fine dust filter	Fine dust filter M 5	Fine dust filter F 7
Filter	EPA Filter E 12 and active carbon (*Set incl. filter M 5)	Compact filter EPA filter E 12 and 50% active carbon, 50% Puratex

www.labem.pl

Zero Smog 4V

Zero Smog 6V

Dimensions L x B x H (mm):	320 x 320 x 395	450 x 450 x 650
Weight	19 kg	40 kg
Voltage	230 V / 50 Hz (120 V / 60 Hz)	230 V / 50 Hz
Sound level in 1m	48 dB (A)	51 dB (A)
Electrical power	275 VA	460 VA
Max. vacuum	2700 Pa	2800 Pa
Max. capacity	230 m^3/h	615 m^3/h
Fine dust filter	Fine dust filter F 7	Fine dust filter F 7
Filter	Compact filter EPA filter E 12 (50% active carbon, 50% Puratex)	Compact filter EPA filter E 12 (50% active carbon, 50% Puratex)

Volume Extraction

- Low maintenance
- Flexible
- Quick and easy installation
- For different applications

ESD

For applications where volume extraction is more suitable, e.g. solder baths, hot air soldering, micro solders and gluing work, Weller offers the mobile systems Zero Smog 4V and Zero Smog 6V. The units purify the air upto 8 workplaces. A wide range of accessory is available for each system.

Zero Smog 4V

- For upto 4 workplaces

- Constant flow control (CFC)
- Efficiency test via USB port
- Acoustical and optical filter alarm

Order-no.	Model	Description
T005 36 606 99	**Zero Smog 4V**	**Mobile fume extraction unit 230 V / 50 Hz, for volume extraction with built in turbine**

Scope of supply:

Fume extraction unit 230 V / 50 Hz
Filter (EPA filter E 12 and wide band gas filter 50% active carbon / 50% Puratex)
Fine dust filter F 7

Zero Smog 4V

- Includes adhesive fume filter
- For upto 4 workplaces

- Constant flow control (CFC)
- Efficiency test via USB port
- Acoustical and optical filter alarm

Order-no.	Model	Description
T005 36 616 99	**Zero Smog 4V**	**Mobile fume extraction unit 230 V / 50 Hz for volume extraction with built in turbine with adhesive fume filter**

Scope of supply:

Fume extraction unit 230 V / 50 Hz
Filter for adhesive fumes (wide band gas filter 50% active carbon / 50% Puratex)
Fine dust filter F 7

www.labem.pl

Zero Smog 4V Kit 1 sloped nozzle

- For upto 4 workplaces
- Set with 1 Extraction arm and Sloped nozzle

Order-no.	Model	Description
T005 36 636 99	**Zero Smog 4V Kit 1 sloped nozzle**	**Mobile fume extraction kit 230 V / 50 Hz for 1 workplace - upgrading to 4 workplaces possible with further accessories**

Scope of supply:

T005 36 606 99	Zero Smog 4V	Fume extraction unit 230 V / 50 Hz
		Compact filter (EPA filter E 12 and wide band gas filter 50% active carbon / 50% Puratex)
		Fine dust filter F 7
T005 36 572 99		Kit 1 WF Sloped 60 for volume extraction (50% Active carbon , 50% Puratex)

Consists of:

T005 36 578 99		Extraction arm
T005 36 577 99		Sloped nozzle
T005 36 574 99	WFV 60	Stop valve incl. bench mounting brackets
T005 36 575 99		Bench mounting bracket
T005 36 576 99		Extraction hose

Zero Smog 4V Kit 2 sloped nozzle

- For upto 4 workplaces
- Set with 2 Extraction arms and Sloped nozzle

Order-no.	Model	Description
T005 36 656 99	**Zero Smog 4V Kit 2 sloped nozzle**	**Mobile fume extraction kit 230 V / 50 Hz for 2 workplaces - upgrading to 4 workplaces possible with further accessories**

Scope of supply:

T005 36 606 99	Zero Smog 4V	Fume extraction unit 230 V / 50 Hz
		Compact filter (EPA filter E 12 and wide band gas filter 50% active carbon / 50% Puratex)
		Fine dust filter F 7
2 x T005 36 572 99		KIT 1 WF Sloped 60 for volume extraction

Consists of:

2 x T005 36 578 99		Extraction arm
2 x T005 36 577 99		Sloped nozzle
2 x T005 36 574 99	WFV 60	Stop valve incl. bench mounting brackets
2 x T005 36 575 99		Bench mounting bracket
2 x T005 36 576 99		Extraction hose

www.labem.pl

Zero Smog 4V Kit 1 Funnel nozzle

- For upto 4 workplaces
- Set with 1 Extraction arm and funnel nozzle

Order-no.	Model	Description
T005 36 626 99	**Zero Smog 4V Kit 1 Funnel nozzle**	**Mobile fume extraction kit 230 V / 50 Hz for 1 workplace - upgrading to 4 workplaces possible with further accessories**
Scope of supply:		
T005 36 606 99	Zero Smog 4V	Fume extraction unit 230 V / 50 Hz
		Compact filter (EPA filter E 12 and wide band gas filter 50% active carbon / 50% Puratex)
		Fine dust filter F 7
T005 36 571 99		Kit 1 WF Funnel 60 for volume extraction
Consists of:		
T005 36 578 99		Extraction arm
T005 36 573 99		Funnel nozzle
T005 36 574 99	WFV 60	Stop valve incl. bench mounting brackets
T005 36 575 99		Bench mounting bracket
T005 36 576 99		Extraction hose

Zero Smog 4V Kit 2 Funnel nozzle

- For upto 4 workplaces
- Set with 2 Extraction arm and funnel nozzle

Order-no.	Model	Description
T005 36 646 99	**Zero Smog 4V Kit 2 Funnel nozzle**	**Mobile fume extraction kit 230 V / 50 Hz for 2 workplace - upgrading to 4 workplaces possible with further accessories**
Scope of supply:		
T005 36 606 99	Zero Smog 4V	Fume extraction unit 230 V / 50 Hz
		Compact filter (EPA filter E 12 and wide band gas filter 50% active carbon / 50% Puratex)
		Fine dust filter F 7
2 x T005 36 571 99		KIT 1 WF Funnel 60 for volume extraction
Consists of:		
2 x T005 36 578 99		Extraction arm
2 x T005 36 573 99		Funnel nozzle
2 x T005 36 574 99	WFV 60	Stop valve incl. bench mounting brackets
2 x T005 36 575 99		Bench mounting bracket
2 x T005 36 576 99		Extraction hose

www.labem.pl

WFE 2ES Set

- For max. 2 workplaces
- Set with 1 Extraction arm and Funnel nozzle
- Economy solution

Order-no.	Model	Description
T005 36 516 89	**WFE 2ES Set**	**Mobile solution for volume extraction for max. 2 workplaces, quick and easy to install for 1 workplace**

Scope of supply:

T005 36 506 99	WFE 2ES	Fume extraction unit - Compact filter, consists of:
		EPA filter E 12, active carbonate foam, Fine dust filter M 5
T005 36 571 99		KIT 1 WF Funnel 60 for volume extraction

Consists of:

T005 36 578 99		Extraction arm
T005 36 573 99		Funnel nozzle
T005 36 574 99	WFV 60	Stop valve incl. bench mounting brackets
T005 36 575 99		Bench mounting bracket
T005 36 576 99		Extraction hose

WFE 2ES

- For max. 2 workplaces
- Economy solution

Order-no.	Model	Description
T005 36 506 99	**WFE 2ES**	**Fume extraction unit 230 V with EPA filter E 12 active filter, fine dust filter M 5**
T005 36 506 70	**WFE 2ES**	**WFE 2ES with wide band gas filter for adhesive fumes**

www.labem.pl

WFE 2X Kit

- For max. 2 workplaces
- Set with 1 Extraction arm and Sloped nozzle

Order-no.	Model	Description
T005 36 587 99	**WFE 2X Kit 1S**	**Mobile fume extraction unit 100-240 V with Sloped stativ extraction arm for 1 workplace**
Scope of supply:		
T005 36 588 99	WFE 2X	Fume extraction unit 100-240 V / 50/60 Hz
T005 36 579 99		Easy-Click-60 2 joint aluminium arm with sloped nozzle, length 1,2 m
Consists of:		
T005 36 598 99		Stativ extraction arm without valve
T005 36 575 99		Bench mounting bracket
T005 36 576 99		Extraction hose
T005 36 577 99		Sloped nozzle
		Extraction arm 70 cm

WFE 2X Kit 1

- For max. 2 workplaces
- Set with 1 extraction arm

Order-no.	Model	Description
T005 36 589 99	**WFE 2X Kit 1**	**Mobile fume extraction unit 100-240 V with Sloped stativ extraction arm for 1 workplace**
Scope of supply:		
T005 36 588 99	WFE 2X	Fume extraction unit 100-240 V / 50/60 Hz
T005 36 719 99		in the scope of supply
Consists of:		
		Stop valve
		Bench mounting bracket
		Extraction hose flexible 3 m
		Extraction arm ø 60 mm with funnel
		Funnel nozzle

WFE 2X

- For max. 2 workplaces

Order-no.	Model	Description
T005 36 588 99	**WFE 2X**	**Fume Extraction Unit 230 V / 50 Hz for volume extraction**
Scope of supply:		
		WFE 2X Fume extraction unit 100-240 V / 50/60 Hz
		Active carbon (EPA Filter E 12, wide band gas filter (50% Active carbon / 50% Puratex)

www.labem.pl

- Constant flow control (CFC)
- Efficiency test via USB port
- Acoustical and optical filter alarm

Zero Smog 6V

- For upto 6 workplaces
- 1 connection included
- Further connections must be ordered separately

Order-no.	Model	Description
T005 36 666 99	**Zero Smog 6V**	**Mobile fume extraction unit 230 V / 50 Hz, for volume extraction with built in turbine**

Scope of supply:

	Fume extraction unit 230 V / 50 Hz
T005 87 358 38	Compact filter, consists of EPA filter E 12 and wide band gas filter (50% Active carbon, 50% Puratex)
T005 87 358 37	Fine dust filter F 7

- Constant flow control (CFC)
- Efficiency test via USB port
- Acoustical and optical filter alarm

Zero Smog 6V

- Fume extraction with adhesive fume filter
- For upto 6 workplaces
- 1 connection included
- Further connections must be ordered separately

Order-no.	Model	Description
T005 36 667 99	**Zero Smog 6V**	**Mobile fume extraction unit 230 V / 50 Hz, for volume extraction with built in turbine and adhesive fume filter**

Scope of supply:

	Fume extraction unit 230 V / 50 Hz
T005 87 358 35	Compact filter for adhesive fumes (wide band gas filter 50% active carbon / 50% Puratex)
T005 87 358 37	Fine dust filter F 7

www.labem.pl

ESD

Easy Click 60 Kit 1 WF 32

- Microscope extraction arm
- With sloped nozzle

Order-no.	Model	Description
T005 87 627 70	**Kit 1 WF 32**	**Easy-Click-60 Microscope Extraction arm Ø 32 mm, Set flexible, length 1 m**
Consists of:		
T005 36 574 99		Stop valve with bench mounting brackets
T005 36 576 99		Extraction hose flexible 3 m
T005 36 580 99		Extraction arm ø 32 mm

Easy Click 60 Kit 1 WF Funnel

- With funnel

Order-no.	Model	Description
T005 36 571 99	**Kit 1 WF**	**Easy-Click-60 Extraction arm with funnel, width 230 mm, height 100 mm, Set flexible, Ø 60 mm, length 1 m**
Consists of:		
T005 36 574 99		Stop valve with bench mounting brackets
T005 36 576 99		Extraction hose flexible 3 m
T005 36 578 99		Extraction arm ø 60 mm
T005 36 573 99		Funnel nozzle

Easy Click 60 Kit 1 WF Nozzle

- With sloped nozzle

Order-no.	Model	Description
T005 36 572 99	**Kit 1 WF**	**Easy-Click-60 Extraction arm with sloped nozzle, 60 mm, length 1 m**
Consists of:		
T005 36 574 99		Stop valve with bench mounting brackets
T005 36 576 99		Extraction hose flexible 3 m
T005 36 578 99		Extraction arm ø 60 mm
T005 36 577 99		Sloped nozzle

www.labem.pl

Easy Click 60 Kit 1S WF Nozzle

- With sloped nozzle
- With 2 joint arms

Order-no.	Model	Description
T005 36 579 99	**Kit 1S WF sloped nozzle**	**Easy-Click-60 2 joint aluminium arm with sloped nozzle, length 1,5 m**
Consists of:		
T005 36 598 99		2 joint arms
T005 36 575 99		Bench mounting brackets
T005 36 576 99		Extraction hose flexible 3 m
		Extraction arm ø 60 mm, 0,7 m
T005 36 577 99		Sloped nozzle

Easy Click 60 Kit 1S WF Funnel

- With funnel nozzle
- With 1 joint arms

Order-no.	Model	Description
T005 87 627 63	**Kit 1S WF funnel nozzle**	**Easy-Click-60 Extraction arm with funnel nozzle with stop valve, length 1,20 m**
Consists of:		
T005 87 627 47		1 joint arm with stop valve and bench mounting brackets
T005 36 576 99		Extraction hose flexible 3 m
		Extraction arm ø 60 mm, 0,7 m
T005 36 573 99		Funnel nozzle

www.labem.pl

Easy Click 60 Extraction arm

Order-no.	Description
T005 36 578 99	Extraction arm, flexible, Ø 60 mm for sloped and funnel nozzles, length 1 m
T005 87 627 77	Extraction arm, flexible, Ø 60 mm for sloped und and funnel nozzles, length 1,5 m.
on request	Extraction arm, flexible, Ø 60 mm for sloped and funnel nozzles, length 0,7 m

Easy Click 60 WF 32

- Ø 32 mm

Order-no.	Description
T005 36 580 99	ESD microscope extraction arm, flexible, Ø 32 mm

Easy Click 60 Joint extraction arm

- With single pivot arm

ESD

Order-no.	Description
T005 87 627 47	Aluminium stativ extraction arm ESD safe.

Easy Click 60 Joint extraction arm

- With dual pivot arm

ESD

Order-no.	Description
T005 36 598 99	Aluminium stativ extraction arm, ESD safe

www.labem.pl

Easy Click 60 Funnel nozzle



Order-no.	Model	Description
T005 36 573 99	WF 60	Funnel nozzle for flexible extraction arm, width 230 mm, high 100 mm

Easy Click 60 Sloped nozzle

Order-no.	Model	Description
T005 36 577 99	WF 60	Sloped nozzle for flexible extraction arm

Exhaust hood

Bestell-Nr.	Beschreibung
T005 87 358 45	Exhaust hood, 200 x 100 mm (7.87 x 3.93 in), recommended for use with hot air soldering operations uses extraction hose 60. Metal black.

Remote control

	Order-no.	Description
1	T005 87 359 09	For WFE 2S, WFE 4S, Zero Smog 4V, WFE 20D, Zero Smog 20T
2	T005 36 593 99	For WFE 2X

RS 232 Interface cable

Order-no.	Description
T005 31 191 99	Interface cable RS 232, 2 m (78.74 in) for remote control or monitoring by PC (type 1:1) (T005 87 359 09)

Order-no.	Description
T005 87 627 24	Adapter Remote control Zero Smog 4V

Order-no.	Description
T005 87 647 10	Cable WX

Connection table see page 103

www.labem.pl

Pre filter box

■ For WFE 2X

Order-no.	Description
T005 87 627 57	**Pre filter box for WFE 2X, Pre filter for large fine dust quantities**
T005 87 627 58	**Pocket filtering F 7 for Pre filter box (5 pieces)**

Hanging Bracket for WFE 2X

Order-no.	Description
T005 36 591 99	**Hanging Bracket for WFE 2X. For fixing WFE 2X on the work table.**

www.labem.pl

Trolley with wheels

- For WFE 2X
- For mobile use

Order-no.	Description
T005 36 592 99	**Trolley with wheels for WFE 2X**

Exhaust connector

- For Zero Smog 6V

Order-no.	Description
T005 87 358 40	**Exhaust connector DN 100 for Zero Smog 6V and WFE 4S**

Exhaust connector

- For Zero Smog 4V
  Zero Smog 6V

Order-no.	Description
T005 87 359 15	**Exhaust connector DN 75 for WFE 2S, Zero Smog 4V, Zero Smog 6V and WFE 4S**

www.labem.pl

Easy Click 60 Extension hose 1 m, 3 m, 5 m

ESD

Order-no.	Description
T005 87 354 27	Extension hose 1 m
T005 36 576 99	Extension hose 3 m
T005 87 627 56	Extension hose 5 m

Extension hose 60 Sold by metre

Order-no.	Description
T005 87 620 36	Extension hose, heavy construction, sold by metre (max. length 15 m)

Hose connection 60 mm

Order-no.	Description
T005 87 627 68	Hose connection 60 mm for flexible hose, sold by the metre T005 87 620 36.

Easy Click 60 Female adapter

Order-no.	Description
T005 87 627 72	Female adapter for installation e.g. stop valve on fume extraction units

Easy Click 60 Male adapter

Order-no.	Description
T005 87 627 55	Male adapter for hose extension, Ø 60 mm

www.labem.pl

Easy Click 60 Hose connector, straight

Order-no.	Description
T005 87 627 67	Hose connector, straight for WFE 2S / WFE 4S, Zero Smog 4V / Zero Smog 6V and pre filter box

Easy Click 60 Hose connector, angle 90°

Order-no.	Description
T005 87 627 69	Hose connector, angle 90° for WFE 2S / WFE 4S, Zero Smog 4V / Zero Smog 6V and pre filter box

Easy Click 60 WFV 60 Stop valve

Order-no.	Description
T005 36 574 99	WFV 60 Stop valve incl. bench mounting brackets

Easy Click 60 WFV 60 A

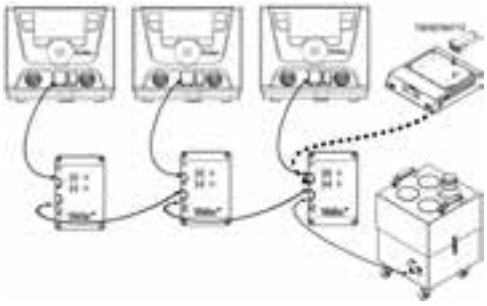

Order-no.	Description
T005 87 627 46	WFV 60 A Stop valve 230 V

Easy Click 60 WFV 60 Stop valve

Order-no.	Description
T005 87 627 65	WFV 60 Stop valve for extraction arm

Easy Click 60 Butterfly valve Spare

Order-no.	Description
T005 87 628 08	Butterfly valve for WFV 60 stop valve

www.labem.pl

Easy Click 60 T-piece

Order-no.	Description
T005 87 627 66	T-piece with 2 male connections and 1 female connection

Easy Click 60 End Cap

Order-no.	Description
T005 87 627 74	End Cap 60 mm click connections

Hose adapter ø 50 mm

Order-no.	Description
T005 87 627 53	Hose adapter for WFE 2ES –with Silicon O-Ring, Ø 50 mm

Bench mounting brackets

Order-no.	Description
T005 36 575 99	Bench mounting brackets (2 clamp)

www.labem.pl

Adapter ø 75 mm

Order-no.	Description
T005 87 627 71	Adapter ø 75 mm for Easy-Click 60

Adapter 40/60

Order-no.	Description
T005 87 627 50	40/60 Adapter for Easy Click 60 Extraction arms on 50 mm WFEMP50 power socket

Hose clamp 50 – 70 mm

Order-no.	Description
T005 87 358 79	Hose clamps 50 – 70 mm, 2 pieces, for securing extraction hose 50 mm

www.labem.pl

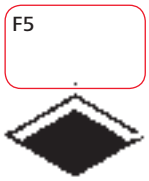

Fine dust filter M 5

- For WFE 2S, Zero Smog 4V
- 10 pieces

Order-no.	Description
T005 87 359 37	**Fine dust filter for WFE 2S, Zero Smog 4V**

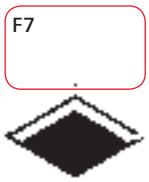

Fine dust filter F 7

- For WFE 2S, Zero Smog 4V
- 10 pieces

Order-no.	Description
T005 87 359 38	**Fine dust filter for WFE 2S, Zero Smog 4V**

Compact filter

- For WFE 2S, Zero Smog 4V

Order-no.	Description
T005 87 359 36	**Compact filter for WFE 2S, Zero Smog 4V, EPA filter E 12 EN 1822 and 50% active carbon, 50% Puratex**

Wide band gas filter

- For WFE 2S, Zero Smog 4V
- From October 2013 supplied in cardboard housing

Order-no.	Description
T005 87 358 95	**Compact filter for adhesive fume, wide band gas filter (50% active carbon, 50% Puratex)**

Filterset E 12

- For WFE 2ES, WFE 2CS

Order-no.	Description
T005 87 627 01	**Filterset E 12 with 10 Prefilter M 5, EPA Filter E 12, wide band gas filter (10% active carbon)**

www.labem.pl

Fine dust filter M 5

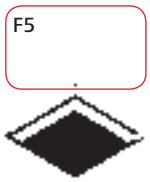

- For WFE 2ES / CS
- 10 pieces

Order-no.	Description
T005 87 627 03	**Fine dust filter M 5**

Compact filter

- For WFE 2X

Order-no.	Description
T005 36 590 99	**EPA Filter E 12, wide band gas filter (50% active carbon / 50% Puratex)**

Pocket filter F 7 for WFE 2X

- For Pre filter box WFE 2X

Order-no.	Description
T005 87 627 58	**Pocket filter for Pre filter box for WFE 2X**

Pocket filter F 7

- For WFE 2S / WFE 4S, Zero Smog 4V / Zero Smog 6V

Order-no.	Description
T005 87 358 60	**Pocket filter F 7. For applications with a high fine dust rate.**

Filtring ash

- For Pre filter box
- For WFE 2S / WFE 4S, Zero Smog 4V / Zero Smog 6V

Order-no.	Description
T005 87 359 24	**Filtering fine dust for sticky particles (e.g. large quantities of liquid flux)**

www.labem.pl

Fine dust filter M 5

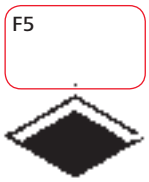

- For Zero Smog 20T / WFE 20D and Zero Smog 6V / WFE 4S
- 10 pieces

Order-no.	Description
T005 87 358 37	**Fine dust filter M 5**

Fine dust filter F 7



- For Zero Smog 20T / WFE 20D and Zero Smog 6V / WFE 4S
- 10 pieces

Order-no.	Description
T005 87 358 36	**Fine dust filter F 7**

Compact filter

- For Zero Smog 20T / WFE 20D and Zero Smog 6V / WFE 4S

Order-no.	Description
T005 87 358 38	**Compact filter** **EPA filter E 12, wide band gas filter** **(50% active carbon, 50% Puratex)**

Adhesive fume filter

- For Zero Smog 6V / WFE 4S
- For adhesive fumes

Order-no.	Description
T005 87 358 35	**Compact filter for adhesive fumes,** **wide band gas filter** **(50% active carbon, 50% Puratex)**

www.labem.pl

Pipe System 75 Volume Extraction

Volume extraction systems require a large volume of air to be extracted and the level of vacuum is of lesser importance. This means that a relatively large diameter pipe system is required. If the pipe diameter was too small the flow resistance would increase and extraction capacity reduced. The pipe system 75 allows installations up to 30 m with the WFE 4S uses in a stand alone system. The pipe sections are designed to stick together and have internal sealing bushes. *PEHD = Polyethylen high density, PE = Polyethylen.

Pipe 2 m

Order-no.	Description
T005 87 358 70	Pipe 2 m, with seal at one end, plastic, PEHD black

Right angle pipe 90°



Order-no.	Description
T005 87 358 69	Right angle pipe, 90°, 0,2 m, with seal at one end, plastic, PEHD black

T-piece 2 x 90°

Order-no.	Description
T005 87 358 71	T-piece, 2 x 90°, 0,5 m, with 3 seals, plastic, PEHD black

End seal

Order-no.	Description
T005 87 358 55	End seal, PE, transparent

Pipe clamps

Order-no.	Description
T005 87 358 64	Pipe clamps, PE, grey

Adapter

Order-no.	Description
T005 87 358 63	Adapter PEHD pipe system 75 to pipe system 50, with seals 2 seals
T005 87 358 56	Adapter PEHD pipe system 75 to pipe system 50, without seals

www.labem.pl

WFE

WFE P

Spare filter

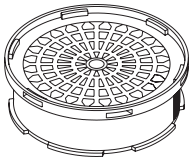

Compressed air cleaning filter

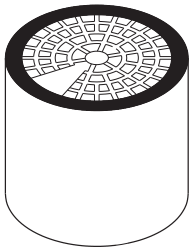

Compact filter

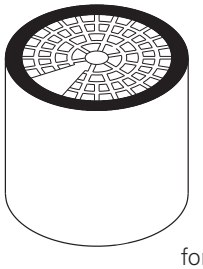

Compact filter for adhesive fumes

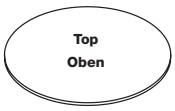

Fine dust filter F 7

Safety rests

KHP 81

KHE 81

KHE / KHP 81 Additional safety rest

FE Soldering Irons

FE 75
LT Soldering tips

FE 80
HT Soldering tips

Attachments and Accessories

FE-Attachment

Extraction hose 5 mm

Locking clip

FE-Attachment

FE-Clip-Set Pipe Ø 6mm

FE-Clip-Set Pipe Ø 4,5 mm

Pipe system 50 and Accessories

Pipe 2 m

Right angle pipe 0°, 0,2 m

T-piece 2 x 90°, 0,5 m

Branch 2 x 45°, 0,3 m

Double socket

End seal

Pipe clamps

www.labem.pl

Weller FT FILTER SYSTEMS

WX compatible

Zero Smog 20T

Interface cable

WX compatible

WX Adapter for Zero Smog 20T with remote control
T005 87 627 24

WX Connection cable
T005 87 647 10

Remote control

Exhaust connector

DN 100

Accessories

Extraction hose 40, 1 m complete with 2 connecting elements

Extension hose 5,0 m, DN 17

Extraction hose 40, sold by metre

Connection nipple DN 17 + Nut G 3/8" for connection nipple

Connetion element

Adapter DN 17 for connection extension hose 17 with 5 mm hose of FE iron

End cap

Connection nipple for 5 mm hose of FE iron for direct connection to pipe system

Spare filter



Fine dust filter M 5



Fine dust filter F 7

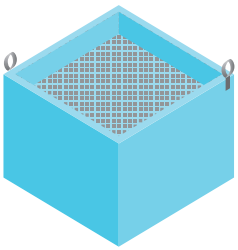

Compact filter

www.labem.pl

The Weller FT Zero Smog Systems put an end to air pollution caused by soldering, adhesives and laser work. In all of these applications fumes or fine particles are released into the work place atmosphere which are hazardous to the staff exposed to them. The Weller Zero Smog Systems' combination of pumps, electronic controls and filters removes this hazard.

Tip Extraction

Weller FT FE soldering irons have an integral smoke tube mounted in the handle. It is positioned directly above the joint during the soldering process to collect any fumes generated. Fume extraction irons can be connected to Weller Zero Smog Systems WFE and WFE P bench mounted units driving up to 2 irons or Zero Smog 20T mobile unit driving up to 20 irons. Fume extraction attachments can be retro fitted to non fume extraction Weller soldering irons.

ESD

WFE

- For 2 soldering irons
- Compressed air operated

low sound level

Order-no.	Model	Description
T005 36 402 99	**WFE**	**Portable fume extraction unit for tip suction, compressed air operated**

Scope of supply:

Fume extraction unit
Compressed air cleaning filter
Compact filter (EPA filter E 12 and wide band gas filter 50% active carbon / 50% Puratex)
Fine dust filter F 7

WFE P

- For 2 soldering irons
- With built in pump

low sound level

Order-no.	Model	Description
T005 36 386 99	**WFE P**	**Portable fume extraction unit for tip suction with built in pump (do not use for 24 h continuous operation)**

Scope of supply:

Fume extraction unit 230 V / 50 Hz
Compact filter (EPA filter E 12 and wide band gas filter 50% active carbon / 50% Puratex)
Fine dust filter F 7

www.labem.pl

WX compatible

Zero Smog 20T

- For 20 soldering irons

low sound level

Order-no.	Model	Description
T005 36 4706 99	**Zero Smog 20T**	**Fume extraction unit 230 V / 50 Hz, for tip suction with built in turbine**

Scope of supply:

Fume extraction unit 230 V / 50 Hz
Compact filter (EPA filter E12 and wide band gas filter 50% active carbon / 50% Puratex)
Fine dust filter F 7

Specifications Zero Smog 20T

Dimensions L x B x H	450 x 450 x 695 mm
Weight	45 kg
Mains supply voltage	T005 36 706 99: 230 V / 50 Hz
	T005 36 702 99: 120 V / 60 Hz
Electrical power rating	530 VA
Fuse	T 3, 15 A
Maximum vacuum	10.000 Pa
Maximum quantity supplied	100 m^3/h
Noise emission level	51 dB(A)
Pre filter Stage 1	Pre filter mat class F7
Combined filter Stage 2,3	Combined E12 high efficiency submicron filter (99.95 % particle separation upto 0.12 µm) and wide band gas filter (50 % activated carbon, 50 % Puratex)
RS232 port	All system functions can be operated and remotely monitored via the RS232 port.
USB port	The USB port can be used to load firmware updates, run efficiency tests and log data. Do not leave the USB medium inserted for longer than 2 minutes. After this time expires, the USB module will switch off automatically.

www.labem.pl

FE 75 Set

Order-no.	Model	Description
T005 33 151 99	**FE 75 Set**	**FE-Soldering iron Set 80 W / 24 V**

Scope of supply:

T005 29 166 99	FE 75	FE-Soldering iron 80 W / 24 V with soldering tip LT B
T005 15 020 99	KH 20	Safety rest
T005 87 447 28		Funnel for FE 75
T005 25 409 99		Cleaning brush for FE tube

FE 80

Order-no.	Model	Description
T005 26 162 99	**FE 80**	**FE-Soldering iron 80 W / 24 V**

Scope of supply:

	FE 80	FE-Soldering iron 80 W / 24 V with soldering tip HT B
T005 87 337 59		Funnel for FE 80
T005 25 409 99		Cleaning brush for FE tube

Please order related safety rest KH 20 separately!

Accessories for FE-soldering irons

Safety rest KH 20

Order-no.	Description
T005 15 020 99	**KH 20 Safety rest**

Locking clip

Order-no.	Description
T005 36 352 99	**Locking clip for extraction hose**

Extraction hose

Order-no.	Description
T005 25 410 00	**Extraction hose (spare), by metre, 5 mm**

www.labem.pl

FE attachments

A range of FE attachments is available to fit to Weller soldering and desoldering irons to convert standard products to fume extraction versions. The attachments are supplied with all necessary fittings and hoses. The performance of the retro fitted tools is not affected.

Order-no.	Description
T005 25 125 99	FE-attachment for LR 21, LR 82, TCPS, W 61, W 101, WP 200, WXP 200 WSP 150
T005 28 126 99	FE-attachment for WSF 80D5/D8 for AKS safety rest
T005 13 125 99	FE-attachment for DS 22, DS 80 and DSX 80 desoldering iron

Universal FE attachments

For Weller soldering irons WP 80, WSP 80, WMP, WMRP, MLR 21 or soldering irons with handle diameter Ø 10-13 mm. Clip will be fasten with an O-ring to the soldering iron.

Order-no.	Description
T005 29 186 99	FE-attachment with tube Ø 6 mm for WSP 80, WP 80, MLR 21, WMP, WP 120
T005 29 214 99	FE-attachment with tube, Ø 6 mm for WP 65 and WP 120

T005 29 185 99	FE-attachment with tube Ø 4,5 mm, for WMRP and WSP 80, WP 80, MLR 21, MLR 80, WMP, for fine soldering applications

T005 87 448 75	FE-Clip-Set for FE-attachment, tube Ø 4,5 mm
T005 87 448 76	FE-Clip-Set for FE-attachment, tube Ø 6,0 mm

WX compatible

T005 87 657 98	FE-Add-on kit, attachment tube Ø 6 mm WXP 120
T005 87 657 99	FE-Add-on kit, attachment tube Ø 6 mm WXP 65

Safety rest WDH 50

- With Stop+Go function

Order-no.	Model	Description
T005 15 156 99	WDH 50	Safety rest with Stop+Go function for WMRP iron with FE-attachment

www.labem.pl

Compressed air cleaning filter

- For WFE and WFE P

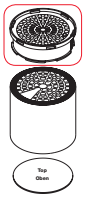

Order-no.	Description
T005 87 357 57	**Compressed air cleaning filter (active carbon)**

Compact filter

- For WFE and WFE P

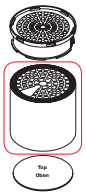

Order-no.	Description
T005 36 410 99	**Compact filter (EPA filter E 12 and wide band gas filter 50% active carbon / 50% Puratex)**

Compact filter

- For adhesive fumes
- For WFE and WFE P

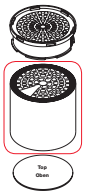

Order-no.	Description
T005 36 407 99	**Compact filter (EPA filter E 12 and wide band gas filter 100% active carbon**

Fine dust filter F 7

- For WFE and WFE P
- 3 pieces

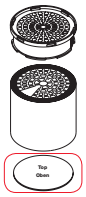

Order-no.	Description
T005 36 421 99	**Fine dust filter F7**

Compact filter

- For Zero Smog 20T / WFE 20D

Order-no.	Description
T005 87 358 38	**Compact filter (EPA filter E 12 and wide band gas filter 50% active carbon / 50% Puratex)**

www.labem.pl

Fine dust filter M 5

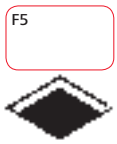

- For Zero Smog 20T / WFE 20D
- 10 pieces

Order-no.	Description
T005 87 358 37	Fine dust filter M 5 for Zero Smog 20T / WFD 20D

Fine dust filter F 7

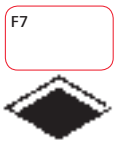

- ForZero Smog 20T / WFE 20D
- 10 pieces

Order-no.	Description
T005 87 358 36	Fine dust filter F 7 for Zero Smog 20T / WFD 20D

Pipe System 50

Tip extraction systems demand a high value and constant level of vacuum across the installation, the volume of air extracted is of lesser importance. To achieve this it is necessary to use a pipe system with Zero Smog 20T small diameter. The Weller FT pipe system 50 allows extraction installations of up to 200 m when used with the WFE 20D unit in a stand alone system. The pipe sections are designed to stick together and have internal sealing bushes.
In a central system, the FE irons are connected directly to the fume extraction units.
***PEHD = Polyethylen high density**

Pipe 50, 2 m

Order-no.	Description
T005 36 323 99	Pipe 2 m, with seal at one end, plastic, PEHD black

Right angle pipe 50, 90°

Order-no.	Description
T005 36 322 99	Right angle pipe 90°, 0,2 m, with seal at one end, PEHD black

T-piece 50 2 x 90°

Order-no.	Description
T005 36 344 99	T-piece 2 x 90°, 0,5 m, with 3 seals, plastic, PEHD black

Branch 50 2 x 45°

Order-no.	Description
T005 36 321 99	Branch 2 x 45°, 0,3 m, with 2 seals, plastic, PEHD black

www.labem.pl

Pipe clamps 50

Order-no.	Description
T005 36 329 99	Pipe clamps for 50 pipe system, grey

End seal 50

Order-no.	Description
T005 36 324 99	End seal, PE, transparent

Double socket 50

Order-no.	Description
T005 36 319 99	Double socket for pipe system 50, PEHD black

Extraction hose 40

Order-no.	Description
T005 36 316 99	Extraction hose 40, 1 m, Ø 40 mm, complete with 2 connecting elements

Extraction hose 40

Order-no.	Description
T005 36 414 00	Extraction hose 40, Ø 40 mm, without connecting elements, sold by metre

www.labem.pl

Connection element 40-50

Order-no.	Description
T005 36 415 99	Connection element 40-50

Extension hose DN 17

Order-no.	Description
T005 36 326 99	Extension hose DN 17, 5 m

Order-no.	Description
T005 36 338 99	Connection nipple for extraction hose 5 mm (T005 25 410 00)

End cap

Order-no.	Description
T005 87 350 50	End cap for connection nipple (T005 36 338 99)

Adapter

Order-no.	Description
T005 36 343 99	Adapter for connection extension hose 17 with 5 mm extraction hose (T005 36 326 99), 5 mm

Connection nipple

Order-no.	Description
T005 87 358 65	Connection nipple on extension hose DN 17 (T005 36 326 99)

Nut G 3/8“

Order-no.	Description
T005 87 358 66	Nut G 3/8“ for connection nipple (T005 87 358 99), 3 pieces

Connection adapter

Order-no.	Description
T005 87 628 10	Connection adapter for Zero Smog 20 T

www.labem.pl

Safety Rests with Stop+Go function for FE Irons with WFE or WFE P

The Weller safety rests with Stop+Go function are recommended accessories for FE irons using the WFE or WFE P extraction units. A fibre optic sensor switches the extraction unit on when the FE iron is removed from the safety rest and when the FE iron is replaced in the safety rest, after a short delay to gather the fumes from any solder on the tip it switches the unit off. This reduces running costs.

Save Energy

ESD

KHP

Order-no.	Model	Description
T005 15 086 99	KHP	Basic unit pneumatic (for WFE) safety rest with Stop+Go function with fibre optic sensor for FE 75 and FE 80

KHE

Order-no.	Model	Description
T005 15 076 99	KHE	Basic unit electric (for WFE P) safety rest with Stop+Go function with fibre optic sensor for FE 75 and FE 80

KHE/P

Order-no.	Model	Description
T005 15 080 99	KHE/P	Second safety rest with fibre optic sensor for extending to 2 workplaces

KHP 81

Order-no.	Model	Description
T005 15 168 99	KHP 81	Basic unit electric (for WFE) safety rest with Stop+Go function with fibre optic sensor for WSP 80, WP 80, WP 120

www.labem.pl

KHE 81

Order-no.	Model	Description
T005 15 167 99	KHE 81	Basic unit electric (for WFE P) safety rest with Stop+Go function for soldering irons WSP 80, WP 80, WP 120 with fibre optic sensor

KHE / KHP 81

Order-no.	Model	Description
T005 15 161 72	WDH 10T OPTO	Second safety rest for KHE / KHP with fibre optic sensor for extending to 2 workplaces

KH 6

Order-no.	Model	Description
T005 15 006 99	KH 6	Safety rest for FE 75, FE 80

WDH 30

Order-no.	Model	Description
T005 15 152 99	WDH 30	Safety rest for FE 75, FE 80 and LR 21, LR 82 and TCPS with FE attachment

www.labem.pl

Weller Safety Rests – Overview

Tools	AK 51	AKT 30	KH 4	KH 6	KH 18	KH 20	KH 20 + FE 75 funnel	KH 20 + FE 80 funnel	KH 25P	KH 27	KHE/KHP	KHE 81/ KHP 81
Power-Response												
WP 65 page 142												Safety rest with Stop & Go function
WP 120 page 144												Safety rest with Stop & Go function
WP 200 page 145												
WXP 65 page 142												
WXP 120 page 143												
WXP 200 page 145												
Silver-Line												
FE 75 page 126 / 130 / 148							Standard safety rest				Safety rest with Stop & Go function	
FE 80 page 126 / 130 / 149								Standard safety rest			Safety rest with Stop & Go function	
MPR 80 page 147									Standard safety rest			
WP 80 page 146												Safety rest with Stop & Go function
WSP 80 page 146					Standard safety rest							Safety rest with Stop & Go function
WSP 150 page 147												
Active Tip												
WMRP page 140												
WMRT page 141												
WXMP page 140												
WXMT page 141												
Standard-Line												
LR 21 page 149											Safety rest with Stop & Go function	
WTA 50 page 158	Standard safety rest											
Magnastat controlled low voltage soldering irons												
TCPS page 150						Standard safety rest						
W 61 page 151			Standard safety rest									
W 101 page 151				Standard safety rest		Standard safety rest						
Desoldering irons												
DSX 80 page 154												
DXV 80 page 155												
WXDP 120 page 157												
DSX 120 page 157												
WXDV 120 page 155												
Hot air irons												
HAP 1 page 158										Alternative safety rest		
HAP 200 page 159												
HAP 3000 page 70		Standard safety rest										
WXHAP 200 page 159												
Inert gas soldering irons												
WP 80IG/120IG page 37												
Solder feeder system												
WSFP 5/8 page 39												

Standard safety rest

Safety rest with Stop & Go function

Alternative safety rest

www.labem.pl

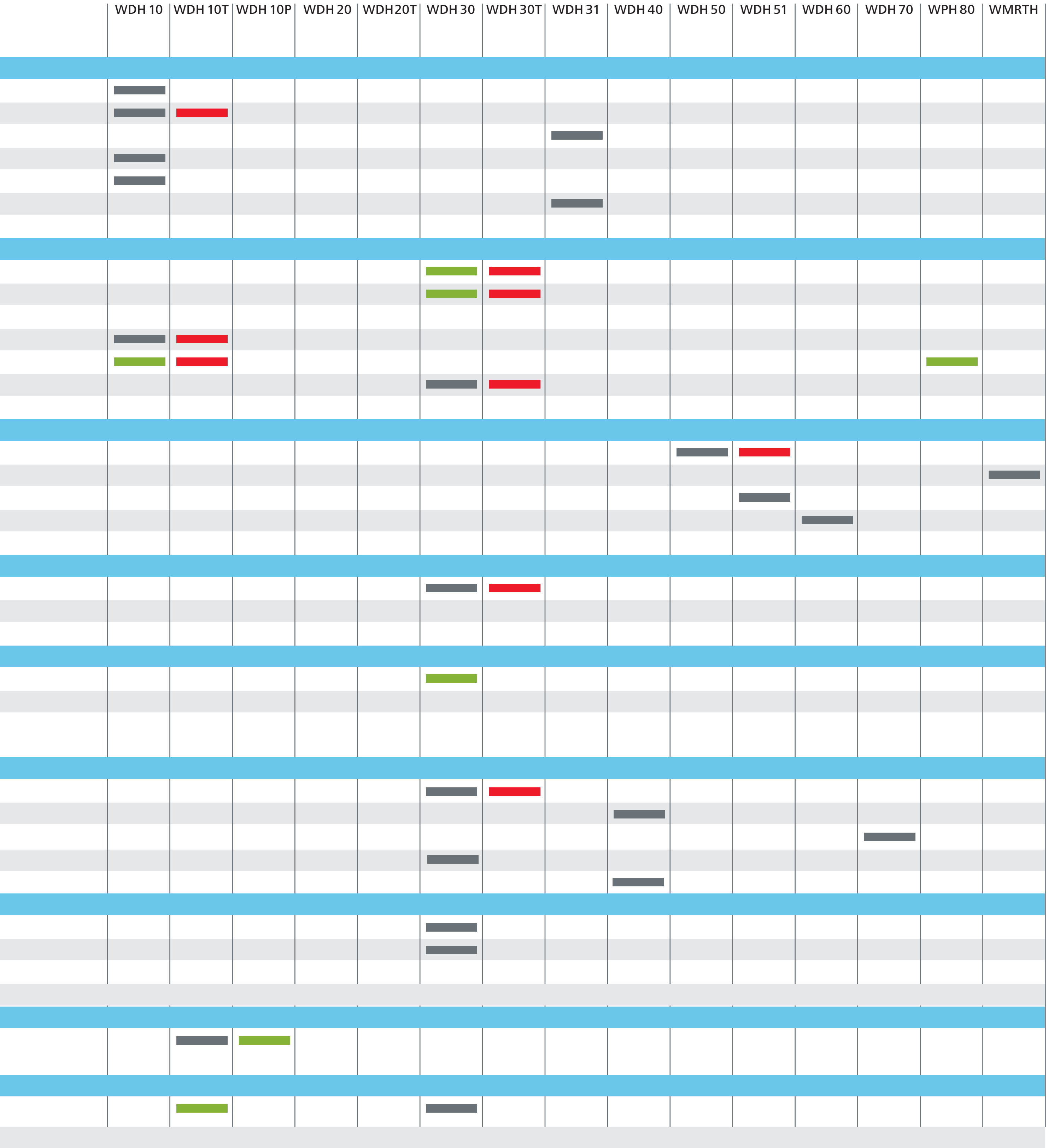
WDH 10
WDH 10T
WDH 10P
WDH 20
WDH20T
WDH 30
WDH 30T
WDH 31
WDH 40
WDH 50
WDH 51
WDH 60
WDH 70
WPH 80
WMRTH

Active–Tip Heating Technology

- Quick tip exchange without any tools
- Extremely short heating time 100°C/sec
- Energy saving by standby function
- Optimal reaction time

ESD

Optimum for soldering applications

Optimal tool where heating element and sensor are integrated in the soldering tip. By lowering the soldering joint temperature a faster reaction time is possible. With this tool the performance is exactly at the solder joint.

WXMP Set

- 40 W (55 W with RT 11), 12 V
- For WX stations
- Fine slim soldering iron. Ideal for microscope work.
- High performance by integrated active soldering tip.

WX compatible

RT Soldering tip series page 164/165

	Order-no.	Model	Description
	T005 29 204 99	**WXMP Set**	**Micro soldering iron WXMP with safety rest**
	Scope of supply		
1	T005 29 203 99	WXMP	Micro soldering iron WXMP 40 W, 12 V with Active–Tip Heating Technology
2	T005 44 603 99	RT 3	Standard soldering tip, chisel 1,3 x 0,4 mm
3	T005 15 171 99	WDH 51	Safety rest with dry cleaner

WMRP Set

- 40 W (55 W with RT 11), 12 V
- Fine slim soldering iron. Ideal for microscope work.
- High performance by integrated active soldering tip.



RT Soldering tip series page 164/165

	Order-no.	Model	Description
	T005 29 190 99	**WMRP Set**	**Micro soldering iron WMRP with safety rest**
	Scope of supply		
1	T005 29 171 99	WMRP	Micro soldering iron WMRP 40 W, 12 V mit with Active–Tip Heating Technology
2	T005 44 603 99	RT 3	Standard soldering tip, chisel 1,3 x 0,4 mm
3	T005 15 156 99	WDH 50	Safety rest with dry cleaner
	Accessory		
4	T005 87 518 16		Bracket can be plugged sidewards into the rest and hold 2 RT tips

www.labem.pl

WXMT Set

- 2 x 40 W, 12 V
- For WX stations
- Slim tweezers. Ideal for soldering and desoldering of very small SMD components.

RTW Soldering tip series page 166/167

WX compatible

	Order-no.	Model	Description
	T005 13 178 99	**WXMT Set**	**Micro desoldering tweezers WXMT with safety rest**
	Scope of supply		
1	T005 13 177 99	WXMT	Micro desoldering tweezers 2 x 40 W, 12 V (hand piece without tips) with Active–Tip Heating Technology
2	T005 44 652 99	RTW 2	Soldering tiplet, 0,7 x 0,4 mm, 45°
3	T005 15 169 99	WDH 60	Safety rest with dry cleaner

WMRT Set

- 2 x 40 W, 12 V
- For rework stations WR 3M
- Slim tweezers. Ideal for soldering and desoldering of very small SMD components.

RTW Soldering tip series page 166/167



	Order-no.	Model	Description
	T005 13 173 99	**WMRT Set**	**Micro desoldering tweezers WMRT with safety rest**
	Scope of supply		
1	T005 13 174 99	WMRT	Micro desoldering tweezers 2 x 40 W, 12 V (hand piece without tips) with Active–Tip Heating Technology
2	T005 44 652 99	RTW 2	Soldering tiplet, 0,7 mm x 0,4 mm, 45°
3	T005 15 146 99	WMRTH	Safety rest

www.labem.pl

Power-Heating Technology

- Beneficial soldering tip prices
- Max. heating transfer
- Soldering tip in optimized sensor position
- Fast reaction time

ESD

Power-Response Heating Technology

Due to an optimized sensor position a high perfomance is given. With a wide range of beneficial soldering tips these tools are an alternative to the micro soldering irons.

WXP 65 Set

- 65 W, 24 V
- Small fast soldering iron with 65 W for for WX stations. Qualified for fine solder jobs with high heating demand.

XNT Soldering tip series page 168/169

WX compatible

Order-no.	Model	Description
T005 29 212 99	**WXP 65 Set**	**Soldering iron WXP 65 with safety rest**

Scope of supply

1	T005 29 211 99	WXP 65	Soldering iron 65 W, 24 V with Power-Response Heating Technology
2	T005 44 851 99	XNT A	Standard soldering tip, Chisel, 1,6 x 0,4 mm
3	T005 15 121 99	WDH 10	Safety rest with dry cleaner
	Optional:		
	T005 29 211 70	WXP 65 Set	WXP 65 Set with cable 2,5 m

WP 65 Set

- 65 W, 24 V
- Small fast soldering iron with 65 W. Qualified for fine solder jobs with high heating demand.

XNT Soldering tip series page 168/169

Order-no.	Model	Description
T005 29 216 99	**WP 65 Set**	**Set Soldering iron WP 65 with safety rest**

Scope of supply

1	T005 29 215 99	WP 65	Soldering iron 65 W, 24 V with Power-Response Heating Technology
2	T005 44 851 99	XNT A	Standard soldering tip, Chisel, 1,6 x 0,4 mm
3	T005 15 121 99	WDH 10	Safety rest with dry cleaner

Accessory for both sets:

T005 87 657 58	Barrel

www.labem.pl

WXP 120 Set

- 120 W, 24 V
- Allrounder with 120 watts. For soldering applications from small to large components with high temperature demand.

WX compatible

XT Soldering tip series page 172/173

	Order-no.	Model	Description
	T005 29 202 99	**WXP 120 Set**	**Soldering iron WXP 120 with safety rest**
	Scope of supply		
1	T005 29 201 99	WXP 120	Soldering iron 120 W, 24 V with Power-Response Heating Technology
2	T005 44 704 99	XT B	Standard soldering tip, XT B, Chisel 2,4 x 0,8 mm
3	T005 15 121 99	WDH 10	Safety rest with dry cleaner
	Accessory		
	T005 87 657 11		Barrel

WXP 120 Solar

- 120 W, 24 V
- For solar modules
- 2,5 m connection cable

XT Soldering tip series page 172/173

	Order-no.	Model	Description
	T005 29 210 99	**WXP 120 Solar**	**Soldering iron WXP 120**
	Scope of supply		
1	T005 29 201 99	WXP 120	Soldering iron 120 W, 24 V with Power-Response Heating Technology
2	T005 44 730 99	XTDDH 45°	Soldering tip 4 mm slopped
	Accessory:		
	T005 87 657 11		Barrel

www.labem.pl

WP 120 Set

- 120 W, 24 V
- Allrounder with 120 watts. For soldering applications from small to large components with high temperature demand.

XT Soldering tip series page 172/173

	Order-no.	Model	Description
	T005 29 194 99	**WP 120 Set**	**Soldering iron WP 120 with safety rest**
	Scope of supply		
1	T005 29 193 99	WP 120	Soldering iron 120 W, 24 V with Power-Response Heating Technology
2	T005 44 704 99	XT B	Standard soldering tip, XT B, Chisel 2,4 x 0,8 mm
3	T005 15 161 99	WDH 10T	Safety rest with Stop & Go function with dry cleaner

Accessory	
T005 87 657 09	Spare barrel

WP 120 Solar

- 120 W, 24 V
- For solar modules
- 2,5 m connection cable

XT Soldering tip series page 172/173

	Order-no.	Model	Description
	T005 29 207 99	**WP 120 Solar**	**Soldering iron WP 120 with safety rest, with 2,5 m connection cable**
	Scope of supply		
1	T005 29 207 99	WP 120 Solar	Soldering iron 120 W, 24 V with Power-Response Heating Technology
2	T005 44 730 99	XTDDH 45°	XTDDH 45° 4 mm slopped

Accessory	
T005 87 637 43	Spare barrel

www.labem.pl

WXP 200 Set

- 200 W, 24 V
- High Power soldering iron compatible to the WX stations. Ideal for applications with a high temperature demand e.g. LED backpanels or HF shieldings

XHT Soldering tip series page 176

WX compatible

	Order-no.	Model	Description
	T005 29 206 99	**WXP 200 Set**	**Soldering iron WXP 200 with safety rest**
	Scope of supply		
1	T005 29 205 99	WXP 200	Soldering iron 200 W, 24 V with Power-Response Heating Technology
2	T005 44 801 99	XHT D	Standard soldering tip, 5,0 x 1,2 mm
3	T005 15 158 99	WDH 31	Safety rest with dry cleaner

Accessory	
T005 87 637 25	Barrel

WP 200 Set

- 200 W, 24 V
- High Power soldering iron. Ideal for applications with a high temperature demand e.g. LED backpanels or HF shieldings

XHT Soldering tip series page 176

	Order-no.	Model	Description
	T005 29 200 99	**WP 200 Set**	**Soldering iron WP 200 with safety rest**
	Scope of supply		
1	T005 29 199 99	WP 200	Soldering iron 200 W, 24 V with Power-Response Heating Technology
2	T005 44 801 99	XHT D	Standard soldering tip, 5,0 x 1,2 mm
3	T005 15 158 99	WDH 31	Safety rest with dry cleaner

Accessory	
T005 87 637 25	Barrel

www.labem.pl

Silver-Line Heating Technology

- Effective heat transfer
- Wide soldering tip range
- Universal use

ESD

Silver-Line Heating Technology
Approved heating technology with effective heat transfer. For all purpose industrial applications.
A wide range of soldering tips are available.

WSP 80 Set

- 80 W, 24 V
- Fast and precise reach of soldering temperature.
- Slim iron design
- For all purpose soldering jobs

LT Soldering tip series page 177-180

	Order-no.	Model	Description
	T005 33 125 99	**WSP 80 Set**	**Soldering iron WSP 80 with safety rest**
	Scope of supply		
1	T005 29 161 99	WSP 80	Soldering iron 80 W, 24 V with Silver-Line Heating Technology
2	T005 44 405 99	LT B	Soldering tip chisel 2,4 x 0,8 mm
3	T005 15 170 99	KH 18	Safety rest with sponge
	Accessory		
	T005 87 447 10		Barrel for WSP 80 (spare)

WP 80 Set

- 80 W, 24 V
- Soldering iron WP 80 with short tip-to-grip design.
- Comfortable safety rest with 4 step varying inclination

LT Soldering tip series page 177-180

	Order-no.	Model	Description
	T005 29 181 99	**WP 80 Set**	**Soldering iron WP 80 with safety rest**
	Scope of supply		
1	T005 29 180 99	WP 80	Soldering iron 80 W, 24 V with Silver-Line Heating Technology
2	T005 44 405 99	LT B	Soldering tip chisel 2,4 x 0,8 mm
3	T005 15 121 99	WDH 10	Safety rest with dry cleaner
	Accessory		
	T005 87 448 46		Barrel long, 55 mm
	T005 87 448 45		Barrel short, 40 mm

www.labem.pl

WSP 150 Set

- 150 W, 24 V
- For soldering applications with high temperature demand

LHT Soldering tip series page 183

	Order-no.	Model	Description
	T005 29 189 99	**WSP 150 Set**	**Soldering iron WSP 150 with safety rest**
	Scope of supply		
1	T005 29 170 99	WSP 150	Soldering iron 150 W, 24 V with Silver-Line Heating Technology
2	T005 44 450 99	LHT F	Soldering tip chisel 9,3 x 2,0 mm
3	T005 15 152 99	WDH 30	Safety rest with dry cleaner

MPR 80 Set

- 80 W, 24 V
- Soldering iron with an adjustable head up to 40°

LT Soldering tip series page 177-180

	Order-no.	Model	Description
	T005 33 131 99	**MPR 80 Set**	**Soldering iron MPR 80 with safety rest**
	Scope of supply		
1	T005 29 163 99	MPR 80	Soldering iron 80 W, 24 V, with Silver-Line Heating Technology
2	T005 44 405 99	LT B	Soldering tip chisel 2,4 x 0,8 mm
3	T005 15 033 99	KH 25P	Safety rest with sponge

Accessory	
T005 87 447 10	Barrel for WSP 80 (spare)

www.labem.pl

Weller FE soldering irons are specifically designed for tip extraction applications (tip extraction see page 126). The fume extraction tube is integrated to the iron and positioned above the soldering tip. Regardless the iron is ergonomical and allows precise work. The FE soldering irons are controlled electronically and can be connected to all Weller soldering sations except WX stations. Different perfomances and the wide range of Weller soldering tips gives a multi-puropse applications to the FE irons. Weller FE soldering irons are delivered with a 5,0 mm heat resistant fume extraction hose (2,5 mm). Irons are ESD safe.

ESD

FE 75 Set

- 80 W, 24 V
- For tip extraction

LT Soldering tip series page 177-180

	Order-no.	Model	Description
	T005 33 151 99	**FE 75 Set**	**Soldering iron FE 75 with safety rest**
	Scope of supply		
1	T005 29 166 99	FE 75	FE-Soldering iron 80 W, 24 V with Silver-Line Heating Transfer
2	T005 44 405 99	LT B	Soldering tip chisel 2,4 x 0,8 mm
3	T005 15 020 99	KH 20	Safety rest with sponge
	T005 87 447 28		Funnel for FE 75
	T005 25 409 99		Cleaning brush for extraction tube
	Accessory		
	T005 87 447 10		Barrel for FE 75 (spare)

www.labem.pl

FE 80

- 80 W, 24 V
- For tip extraction

HT Soldering tip series page 185

Order-no.	Model	Description
T005 26 162 99	**FE 80**	**FE-Soldering iron**

Scope of supply

T005 26 162 99	FE 80	FE-Soldering iron 80 W, 24 V with Silver-Line Heating Transfer
T005 44 261 99	HT 2	Soldering tip
T005 87 337 58		Funnel for FE 80
T005 25 409 99		Cleaning brush for extraction tube

Accessory

T005 15 152 99	WDH 30	Safety rest

LR 21 Set

- 50 W, 24 V
- For standard soldering applications

LT Soldering tip series page 177-180

Order-no.	Model	Description
T005 29 187 99	**LR 21 Set**	**Soldering iron LR 21 with safety rest**

Scope of supply

1	T005 25 106 99	LR 21	Soldering iron 50 W, 24 V with LT-B soldering tip adapter
2	T005 44 415 99	LT M	Standard soldering tip, LT M, 3,2 mm X 1,2 mm
3	T005 15 152 99	WDH 30	Safety rest with dry cleaner

www.labem.pl

The Magnastat system operates through a ferro-magnetic senor device which changes its characteristics whe specific temperatures are reached. This causes it to either attract or repel a permanant magnet which operates a power supply switch. In this way power to the heating element can be quickly switched on or off to either provide extra power.

Magnastat Controlled Low Voltage Soldering Iron

TCPS

- 50 W, 24 V
- 3 wire silicone cord and plug for Weller WTCP 51 Magnastat soldering station.
- Hard grounded

LT Soldering tip series page 177-180

Order-no.	Model	Description
T00 532 105 99	TCPS	Magnastat Soldering iron 50 W, 24 V with adapter PT 7 (370°C) and soldering tip LT M

TCP 24

- 50 W, 24 V
- 2 wire silicone cord without plug
- No grounding possible

LT Soldering tip series page 177-180

Order-no.	Model	Description
T005 10 001 99	TCP 24	Magnastat Soldering iron 50 W, 24 V, with adapter PT 7 (370°C) and soldering tip LT M

TCP 42

- 45 W, 24 V
- 2 wire cord (4 m) without plug

LT Soldering tip series page 177-180

Order-no.	Model	Description
T005 10 055 71	TCP 42	Magnastat Soldering iron 45 W, 24 V, with adapter PT 7 (370°C) and soldering tip LT M

TCP 12

- 3 m cord with battery clamps e.g. for car battery

LT Soldering tip series page 177-180

Order-no.	Model	Description
T005 10 053 99	TCP 12	Magnastat Soldering iron 30/40 W, 12/14 V, with adapter PT 7 (370°C) and soldering tip LT M

www.labem.pl

Magnastat controlled line voltage soldering irons

W 61

- 60 W, 230 V

CT 5 Soldering tip series page 188

Order-no.	Model	Description
T005 61 036 99	W 61	Line voltage soldering iron 60 W, 230 V, Magnastat controlled

W101

- 100 W, 230 V
- Complete with soldering tip CT6E7 and safety rest

CT 6 Soldering tip series page 189

Order-no.	Model	Description
T005 61 046 99	W 101	Low voltage soldering iron 100 W, 230 V, Magnastat controlled

W 101SP

- 100 W, 230 V
- Complete with welding wedge Teflon coated 50 x 40 x 4 mm, twist lock and safety rest

Welding wedge spare page 189

Order-no.	Model	Description
T005 61 096 99	W 101SP	Line voltage soldering iron 100 W, 230 V, Magnastat controlled with welding wedge (260°C-295°C)

W 201

- 200 W, 230 V
- Complete with soldering tip CT2F7 and safety rest

CT 2 Soldering tip series page 190

Order-no.	Model	Description
T005 61 056 99	W 201	Line voltage soldering iron 200 W, 230 V, Magnastat controlled

www.labem.pl

Unregulated Line Voltage Soldering Iron

Robust heating elements of special steel between natural mica-leaves, embedded in cast ceramics and first-class material make the Weller SPI irons outstanding in technology and life-time. Ideal for professional applications in crafts and schools.

SPI 16

- 15 W, 230 V
- Heating up time approx. 180 sec.
- Tip temperature approx. 360°C

SPI 16-Soldering tip series page 191

Order-no.	Model	Description
T005 64 005 99	**SPI 16**	**Line voltage soldering iron unregulated 15 W, 230 V**

Scope of supply

Complete with soldering tip 4SPI15212 chisel tip 1,2 mm and safety rest

SPI 27

- 25 W, 230 V
- Heating up time approx. 180 sec.
- Tip temperature approx. 410°C

SPI 27-Soldering tip series page 191

Order-no.	Model	Description
T005 64 021 99	**SPI 27**	**Line voltage soldering iron unregulated 25 W, 230 V**

Scope of supply

Complete with soldering tip 4SPI26206 chisel tip 1,2 mm and safety rest

www.labem.pl

SPI 41

- 40 W, 230 V
- Heating up time approx. 180 sec.
- Tip temperature approx. 450°C

SPI 41-Soldering tip series page 191

Order-no.	Model	Description
T005 64 037 99	**SPI 41**	**Line voltage soldering iron unregulated 40 W, 230 V**

Scope of supply

Complete with soldering tip 4SPI402224 chisel tip 2,0 mm and safety rest

SPI 81w

- 80 W, 230 V
- Heating up time approx. 180 sec.
- Tip temperature approx. 480°C

SPI 81-Soldering tip series page 191

Order-no.	Model	Description
T005 64 053 99	**SPI 81**	**Line voltage soldering iron unregulated 80 W, 230 V**

Scope of supply

Complete with soldering tip 4SPI80237 chisel tip 5,0 mm and safety rest

www.labem.pl

Desoldering Iron

The desoldering irons of the X-series feature a novel threadless desoldering nozzle fixture system whereby the nozzle is inserted into the head and locked into place by applying a 1/4 turn. This patented feature allows the desoldering nozzles to be quickly and easily exchanged and also improves the rate of thermal transfer from the desoldering head to the desoldering nozzle providing the tools with a faster heating up time and recovery rate. Together with a 80 watts heating element the desoldering iron is qualified for solder joints where a high temperature is required.

Desoldering iron with external solder collector (DSX 80) for SMD components. Same working position as usual soldering irons. Electronic temperature control. Micro finger switch for activating the vacuum pump.
Various desoldering nozzles as well as CSF desoldering heads are available.

ESD

DSX 80 Set

- 80 W, 24 V
- With external solder collector
- Same working position as usual soldering irons

DX Desoldering nozzle series page 194

Order-no.	Model	Description
T005 13 183 99	**DSX 80 Set**	**Desoldering iron set 80 W, 24 V with threadless nozzle fixture system**

	Scope of supply		
1	T005 13 190 99	DSX 80	Desoldering iron 80 W, 24 V
2	T005 15 152 99	WDH 30	Safety rest
3	T005 13 142 00	DX 112	Nozzle inner ø 1,0 mm
4	T005 13 143 00	DX 113	Nozzle inner ø 1,2 mm
	T005 13 500 99		Cleaning Set
	T005 13 603 99		Gaskets for glastube (10 pieces)

Accessory

Order-no.	Description
T005 13 604 99	**Filter for glastube (10 pieces)**

www.labem.pl

Inline desoldering iron with internal solder reservoir for vertical handling. Electronic temperature control. Micro finger switch controls quick start of fast action vacuum pump. Different nozzles and CSF heads are available.

DXV 80 Set

- 80 W, 24 V
- Internal solder reservoir
- For vertical applications

DX Nozzle series page 194

Order-no.	Model	Description
T005 13 182 99	**DXV 80 Set**	**Inline desoldering iron 80 W, 24 V with threadless nozzle fixture system**

	Scope of supply		
1	T005 13 180 99	DXV 80	Inline desoldering iron 80 W, 24 V
2	T005 15 153 99	WDH 40	Safety rest
3	T005 13 142 00	DX 112	Nozzle inner ø 1,0 mm
4	T005 13 143 00	DX 113	Nozzle inner ø 1,2 mm
5	T005 13 500 99		Cleaning Set
6	T005 87 418 15		Filter cartridge for DXV 80 (5 pieces)
7	T005 87 418 23		Brush for heating element
8	T005 87 067 94		Cone cleaner

WXDV 120 Set

- 120 W, 24 V
- Temperature range 100°C - 350°C, 120 W, 24 V
- Heat-up time ca. 35 sec. (50°C - 350°C / 122° F- 662°F)
- Setback capable
- Blue LED indication light
- Integrated tin collector
- Internal parameter storage (Zero Tolerance)
- Connectable to WXD 2

XDS Nozzle series page 197

Available from September 2013

WX compatible

Order-no.	Model	Description
T005 13 205 99	**WXDV 120**	**Desoldering iron 120 W, 24 V**

	Lieferumfang		
1	T005 13 204 99	WXDV 120	Desoldering iron 120 W, 24 V
2	T005 15 153 99	WDH 40	Safety rest
	T005 87 658 01	PDN	Pliers for desoldering nozzles
	T005 13 252 00		XDS 3 Nozzle
	T005 13 254 00		XDS 5 Nozzle
	T005 87 657 73		Cleaning Set
	T005 87 657 72		Cone cleaner
	T005 87 418 19		Filter cartridge (5 pieces)

www.labem.pl

Maintenance set for Desoldering Irons and nozzles

- For cleaning nozzles and for nozzle exchange

Order-no.	Description
T005 87 658 01	**PDN Pliers for desoldering nozzles**

Order-no.	Description
T005 87 637 73	**Cleaning set for WXDP 120 and WSDV 120**
T005 13 500 99	**Cleaning set for DSX 80 und DXV 80**

Order-no.	Description
T005 87 657 78	**Glas tube for WXDP 120**
T005 13 605 99	**Glas tube for DSX 120 and DSX 80 (4 pieces)**

Order-no.	Description
T005 87 657 72	**Cone cleaner for WXDP 120 / WXDV 120 / DSX 120**
T005 87 067 94	**Cone cleaner for DSX 80 and DXV 80**

Order-no.	Description
T005 13 500 99	**Cleaning set complete**

Scope of supply

T005 87 488 61	Handle
T005 13 501 99	Spare needle set, 0,6 mm / 0,9 mm / 1,4 mm / 1,9 mm

Accessory

T005 13 502 99	Spare needle set, 1 x 1,9 mm, 3 x 0,9 mm
T005 13 503 99	Spare needle set, 1 x 1,9 mm, 3 x 0,5 mm
T005 13 504 99	Spare needle set, 1 x 1,9 mm, 3 x 1,4 mm

www.labem.pl

New products enlarge the WX family. A new WXD 2 desoldering station and a new WXDP desoldering iron. These tools are ideal for professional rework applications of the latest electronic components in the industrial operation. Typically for the WX stations: soldering and desoldering parameters can be saved easily on the iron. The WXDP 120 heats up within 35 sec. only. With stand-by function.

WXDP 120 Set

- 120 W, 24 V High power desoldering iron
- Heat up time 35 sec only Set-back function
- Push and pull technolgy: cartridge change with one hand possible
- Programmable, intelligent WX desoldering iron

XDS-Nozzles page 197

WX compatible

	Order-no.	Model	Description
	T005 13 202 99	**WXDP 120 Set**	**Desoldering iron 120 W, 24 V with excenter fixture**
	Scope of supply		
1	T005 13 201 99	WXDP 120	Desoldering iron 120 W, 24 V
2	T005 15 172 99	WDH 70	Safety rest with dry cleaner
3	T005 87 657 78		Glas tube with strap
	T005 87 657 72		Cone cleaner
	T005 87 657 73		Filter ø 17 für Glasrohr (10 pieces)
	T005 87 657 73		Cleaning set WXDP / DSX 120
	T005 87 658 01	PDN	Pliers desoldering nozzles

DSX 120

- 120 W, 24 V High power desoldering iron
- Heat up time 35 sec only, set-back function

XDS-Nozzles page 197

	Order-no.	Model	Description
1	**T005 13 198 99**	**DSX 120**	**Desoldering iron 120 W, 24 V with excenter fixture, without safety rest. Safety rest must be ordered separately.**
2	Scope of supply		
	T005 13 604 99	XDS 1	Nozzle
	Accessory		
	T005 15 152 99	WDH 30	Safety rest with dry cleaner

www.labem.pl

WTA 50 Set

- Tweezers 50 W, 24 V
- For desoldering of SMD components

WTA tips page 185

Order-no.	Model	Description
T005 33 133 99	**WTA 50 Set**	**Tweezers WTA 50 with safety rest**

	Scope of supply		
1	T005 13 171 99	WTA 50	Tweezers 2 x 25 W, 24 V
2	T005 44 141 99	WTA 1	Tip set, bent 45°, 0,5 mm X 0,5 mm
3	T005 15 042 99	AK 51	Safety rest

The hot air irons HAP 1 and HAP 200 work with a temperature range from 50°-550°C. They provide a directional hot air flow that is adjustable. Finger switch controls adjustable pump. Different nozzles are available.

ESD

HAP 1 Set

- 100 W, 24 V
- Temperature range 50°C to 550°C
- Hot air flow ionic free
- Activated by finger switch

Hot air nozzles page 198–204

Order-no.	Model	Description
T005 27 118 99	**HAP 1 Set**	**Hot air iron set 100 W, 24 V**

	Scope of supply		
1	T005 27 115 99	HAP 1	Hot air iron 100 W / 24 V with Hot air nozzle R 06 round ø 3,0 mm
2	T005 87 278 21	R 04	Hot air nozzle round ø 1,2 mm
3	T005 15 152 99	WDH 30	Safety rest with dry cleaner

The hot air iron HAP 200 works with the rework station WR 3M only.

www.labem.pl

HAP 200 Set

- 200 W, 24 V
- Temperature range 50°C to 550°C
- Activated by finger switch

Hot air nozzles page 198–204

	Order-no.	Model	Description
	T005 27 117 99	**HAP 200 Set**	**Hot air iron set 200 W, 24 V**
	Scope of supply		
1	T005 27 116 99	HAP 200	Hot air iron 200 W / 24 V
2	T005 87 278 21	R 04	Hot air nozzle round ø 1,2 mm
3	T005 15 152 99	WDH 30	Safety rest with dry cleaner
	T005 87 617 28		Adapter M6 for HAP 200
4	T005 87 278 22	R 06	Hot air nozzle ø 3,0 mm

WXHAP 200 Set

- 200 W, 24 V
- Temperature range 50°C to 550°C
- Blue LED light
- Internal Parameter storage (zero tolerance)
- Hot air flow ionic free

Available from September 2013

ESD

WX compatible

Hot air nozzles page 198–204

	Order-no.	Model	Description
	T005 27 120 99	**WXHAP 200 Set**	**Hot air soldering iron set 200 W, 24 V**
	Scope of supply		
1	T005 27 119 99	WXHAP 200	Hot air iron 200 W / 24 V with hot air nozzle R 06 round ø 3,0 mm
2	T005 15 152 99	WDH 30	Safety rest with dry cleaner
4	T005 87 278 22	R 06	Hot air nozzle ø 3,0 mm
	T005 87 278 21	R 04	Hot air nozzle round ø 1,2 mm
	T005 87 617 28		Adapter M6 for WXHAP 200

www.labem.pl

Solutions for cleaning challenges with lead free solder!

When using lead free it will be experienced an increased oxidation in the wettable area of the tip. These oxides must be removed regularly otherwise it will make the tip completely unwettable and not usable anymore. When cleaning the tip by means of the Weller WDC Dry Cleaner a special brass wool is used. First the surplus solder is removed by tapping the tip on the soft edge of the collector box.The final cleaning is then done by pushing and turning the tip in the brass wool. After cleaning there is still a fine layer of solder on the tip avoiding fast oxidation of the iron layer which is an advantage versus the cleaning by the wet sponge. The brass wool can be soaked in flux which may improve even the performance.

Why dry cleaning?

- Best cleaning effect
- Soldering tip will be cleaned but stays wetted
- Flux will be removed
- Safe from oxidation
- Less temperature shock

Individual cleaning methods

Wet cleaning with cleaning sponge

Dry cleaning with steel or brass wool

To ensure continued pleasure of our products it is essential to use only genuine Weller parts.

Weller's soldering tip and heater form a unit and therefore a perfect heating system to produce high quality solder joints. Perfect interaction between the heater and soldering tip protects the soldering iron from irreparable damage. Other tips often damage the heating system. A manufacturer's warranty is given only if genuine Weller replacement parts are used.
Genuine Weller tips can be identified by the Weller marking on the shaft of the tip as well as the Genuine Weller seal on the packging.

www.labem.pl

Use all possiblities and accessories for lowering the soldering tip temperature

- Stand-by mode
- Auto-off mode
- Safety rests with Stop & Go function
- Tools with Acceleration sensor

High power infra-red preheating plate
Support for hand soldering processes without risking overheating

Tip activator
Regeneration of oxidized tips. Use when tip is hot.

Polishing bar WPB 1
Removes compact oxid films and regenerates tip surfaces when tip is cold.

After use wet the soldering tip again - with Weller WSW
Always use the lowest possible tip temperature and add sufficient solder to the tip before placing the iron back to the safety rest.

Dry cleaning with WDC
- Soldering tip will be cleaned but stays wetted. Flux will be removed.
- Best treatment for soldering tips.

www.labem.pl

Weller Summary Soldering Tips

Soldering Tools		Soldering Tips													
		XT Page 172 / 173	XTR Page 175	LTR Page 182	ET Page 184	XHT Page 176	XNT Page 168 / 169	RT Page 164 / 165	RTW Page 166 / 167	LT Page 177/ 178/179/180	NT Page 170	LHT Page 183	HT Page 185	WTA Page 185	PT Page 186 / 187
Fast response															
WP 65	Page 142						■								
WP 120	Page 144	■													
WP 200	Page 145					■									
WXP 65	Page 142						■								
WXP 120	Page 143	■													
WXP 200	Page 145					■									
Silver-Line															
FE 75	Page 130 /148 / 126									■					
FE 80	Page 130, 149, 126												■		
MPR 80	Page 147									■					
WP 80	Page 146									■					
WSP 80	Page 146									■					
WSP 150	Page 147											■			
Active-Tip															
WMRP	Page 140							■							
WMRT	Page 141								■						
WXMP	Page 140							■							
WXMT	Page 141								■						
Standard-Line															
LR 21	Page 149				■					with Ad.					
LR 82													■		
WTA 50	Page 158													■	
Unregulated Line Voltage Soldering Irons															
SPI 16,27,41,81	Page 152, 153														
Magnastat Controlled Line Voltage Soldering Irons															
TCPS,TCP 12,TCP 24	Page 150									with Ad.					■
W 61,101,201	Page 151														
Desoldering Irons															
DS 22,80,DSV 80															
DSX 80	Page 154														
DXV 80	Page 155														
WXDP 120	Page 157														
DSX 120	Page 157														
WXDV 120	Page 155														
Hot Air Irons															
HAP 1,HAP 200	Page 158 / 159														
HAP 3000	Page 70														
WXHAP 200	Page 159														
Gas Powered Soldering Irons															
Pyropen Jr.	Page 43														
Pyropen and P. Piezo	Page 42														
WP 60	Page 43														
Inert Gas Soldering Irons															
WSP 80IG	Page 37									■					
WSP 120IG	Page 37	■													
Heating Elements															
HER 120	Page 35		■												
HER 80	Page 35			■											

www.labem.pl

	CT Page 188 / 189 / 190	SPI Page 191	DS Page 195	DX Page 194	F Page 198	R Page 198	D Page 199	Q Page 199	NR Page 200	ND Page 201	NQ Page 202	NQT Page 203	XDS Page 197	60 Page 192	70 Page 193	71 Page 192	XT soldering head Page 173 / 174
																	■
																	■
■																	
		■															
	■																
			■														
				■													
				■													
													■				
													■				
					■	■	■	■									
									■	■	■	■					
					■	■	■	■									
																■	
															■		
														■			

RT Soldering Tip Series
Soldering Tips for Soldering irons WMRP, WXMP

WMRP / WXMP

Fine slim soldering iron. Ideal for microscope work.
High performance by integrated active soldering tip.

40 W (55 W with RT 11), 12 V

- Excellent heat transfer and sensors
- Soldering tips can be changed quickly and easily
- Excellent reaction time
- Extremely short heating time

Chisel

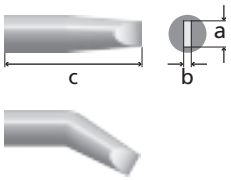

RT	Ø a mm	b mm	Order-no.
RT 1SC	0,4	0,15	T005 44 612 99
RT 1SCNW*	0,3	0,1	T005 44 626 99
RT 3	1,3	0,4	T005 44 603 99
RT 4	1,5	0,4	T005 44 604 99
RT 8	2,2	0,4	T005 44 608 99
RT 9	0,8	0,4	T005 44 609 99
RT 11	3,6	0,9	T005 44 611 99
RT 5 30°	0,8	0,4	T005 44 605 99

Type	Ø a mm	b mm	Order-no.
RT 1SCMS	0,4	0,15	T005 44 615 99
RT 1SCNWMS*	0,3	0,1	T005 44 626 71
RT 3MS	1,3	0,4	T005 44 616 99
RT 4MS	1,5	0,4	T005 44 618 99
RT 8MS	2,2	0,4	T005 44 622 99
RT 9MS	0,8	0,4	T005 44 623 99
RT 11MS	3,6	0,9	T005 44 631 99
RT 5MS 30°	0,8	0,4	T005 44 619 99
RT 3XMS 30°	1,3	0,5	T005 44 603 73

Sloped

Type	a mm	Order-no.
RT 6 45°	1,2	T005 44 606 99

Type	a mm	Order-no.
RT 6MS 45°	1,2	T005 44 620 99

* none wettable

MS tips: separate grounded

www.labem.pl

Conical

Type	Ø a mm	Order-no.
RT 1	0,2	T005 44 601 99
RT 1NW*	0,1	T005 44 625 99
RT 2	0,8	T005 44 602 99

Type	Ø a mm	Order-no.
RT 1MS	0,2	T005 44 614 99
RT 1NWMS*	0,1	T005 44 625 71
RT 2MS	0,8	T005 44 617 99
RT 12MS 25°	0,5	T005 44 632 99
RT 13MS 30°	0,4	T005 44 633 99

Gull Wing

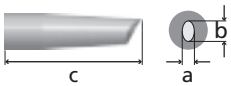

Type	Ø a mm	b mm	Order-no.
RT 10GW	1,2	2,0	T005 44 610 99

Type	Ø a mm	b mm	Order-no.
RT 10GWMS	1,2	2,0	T005 44 624 99

Knife

Type	Ø a mm	Order-no.
RT 7 45°	2,2	T005 44 607 99

Type	Ø a mm	Order-no.
RT 7MS 45°	2,2	T005 44 621 99

MS tips: separate grounded

Measuring tip

Type		Order-no.
Measuring tip		T005 44 613 99

* none wettable

MS handles and MS soldering tips have to be used together.
MS soldering tips are for use with MS handles only (WXMP MS / WMRP MS)

MS handles for RT MS soldering tips

T005 29 213 99	WXMP MS soldering iron handle packed
T005 29 217 99	WXMP MS soldering iron with safety rest WDH 51
T005 29 192 99	WMRP MS soldering iron handle packed

www.labem.pl

RTW Soldering Tip Series

Soldering tips for desoldering tweezers WMRT, WXMT

WXMT / WMRT

Slim tweezers. Ideal for soldering and desoldering of very small SMD components.

2 x 40 W, 12 V

- Excellent heat transfer and sensors
- Solder tips can be changed quickly and easily
- Excellent reaction time
- Extremely short heating time

Chisel

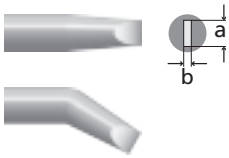

RTW = tweezers

RTW	Ø a mm	b mm	Order-no.
RTW 2 45°	0,7	0,4	T005 44 652 99
RTW 3 45°	3,0	1,0	T005 44 653 99
RTW 4 45°	6,0	1,0	T005 44 654 99
RTW 9	3,0	1,0	T005 44 666 99
RTW 11	6,0	1,0	T005 44 667 99
RTW 10	10,0	1,0	T005 44 668 99
RTW 8	1,3	0,4	T005 44 664 99

Type	Ø a mm	b mm	Order-no.
RTW 2MS45°	0,7	0,4	T005 44 657 99
RTW 3MS 45°	3,0	1,0	T005 44 658 99
RTW 4MS 45°	6,0	1,0	T005 44 659 99
RTW 9MS	3,0	1,0	T005 44 669 99
RTW 11MS	6,0	1,0	T005 44 670 99
RTW 10MS	10,0	1,0	T005 44 671 99
RTW 8MS	1,3	0,4	T005 44 665 99
RTW 7NWMS*	0,8	0,4	T005 44 663 71

www.labem.pl

Conical

Type	Ø a mm	Order-no.
RTW 1 45°	0,4	T005 44 651 99
RTW 6NW* 45°	0,2	T005 44 656 99

Type	Ø a mm	Order-no.
RTW 1MS 45°	0,4	T005 44 655 99
RTW 6NWMS* 45°	0,2	T005 44 656 71

* none wettable

MS tips: separate grounded

MS handles and MS soldering tips have to be used together.
MS soldering tips are for use with MS handles only (WXMT MS / WMRT MS)

MS handles for RTW MS soldering tips

T005 29 213 99	WXMT MS Micro tweezers handle packed
T005 29 217 99	WXMT MS Micro tweezers with safety rest WDH 60
T005 29 192 99	WMRT MS Micro tweezers handle without tips

www.labem.pl

XNT Soldering Tip Series

Soldering Tips for Soldering irons WXP 65, WP 65

WXP 65 / WP 65

Small fast soldering iron. Suitable for fine solder jobs with high heating demand.

65 W, 24 V

- Interchangeable soldering tips at low prices
- Maximum heat transfer
- Heater with improved sensor position
- Fast recovery time

Chisel

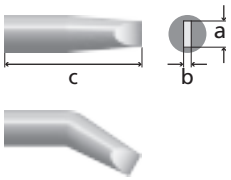

XNT	Ø a mm	b mm	c mm	Order-no.
XNT 1SCNW*	0,3	0,1	27,0	T005 44 881 99 T005 44 881 10
XNT 1SC	0,4	0,15	27,0	T005 44 862 99 T005 44 862 10
XNT H	0,8	0,4	28,0	T005 44 859 99 T005 44 859 10
XNT K	1,2	0,4	28,0	T005 44 860 99 T005 44 860 10
XNT A	1,6	0,4	28,0	T005 44 851 99 T005 44 851 10
XNT 6	1,6	0,4	29,5	T005 44 856 99 T005 44 856 10
XNT B	2,4	0,8	27,0	T005 44 857 99 T005 44 857 10

Type	Ø a mm	b mm	c mm	Order-no.
XNT C	3,2	0,8	27,0	T005 44 858 99 T005 44 858 10
XNT D	4,0	0,8	28,0	T005 44 853 99 T005 44 853 10
XNT HX 30°	0,8	0,4	36,5	T005 44 873 99 T005 44 873 10
XNT 4X 45°	1,2	0,4	34,6	T005 44 874 99 T005 44 874 10
XNT AX	1,6	0,8	28,0	T005 44 864 99 T005 44 864 10
XNT BX	2,4	0,8	36,5	T005 44 882 99 T005 44 882 10
XNT MX	3,2	0,8	37,5	T005 44 883 99 T005 44 883 10

Sloped

Type	a mm	Order-no.
XNT 4	1,2	T005 44 855 99 T005 44 855 10
XNT AA 45°	1,6	T005 44 884 99 T005 44 884 10
XNT BB 45°	2,4	T005 44 885 99 T005 44 885 10

Type	a mm	Order-no.
XNT CC 45°	3,2	T005 44 886 99 T005 44 886 10
XNT F 45°	1,2	T005 44 887 99 T005 44 887 10

Conical

Typ	Ø a mm	c mm	Order-no.
XNT 1	0,5	27,0	T005 44 850 99 T005 44 850 10

Typ	Ø a mm	c mm	Order-no.
XNT S	0,4	37,5	T005 44 868 99 T005 44 868 10

Knife

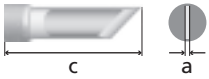

Type	Ø a mm	c mm	Order-no.
XNT KN	2,0	33,0	T005 44 863 99 T005 44 863 10

- T005XXXXX99 = 1 Piece
- T005XXXXX10 = 10 Pieces
- T005XXXXX11 = 100 Pieces

* none wettable

www.labem.pl

Gull Wing

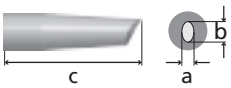

XNT	b mm	c mm	Order-no.
XNT GW 1	2,0	33,0	T005 44 854 99 T005 44 854 10
XNT GW	1,5	27,5	T005 44 880 99 T005 44 880 10

Round

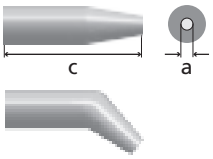

Type	Ø a mm	c mm	Order-no.
XNT 1S	0,2	28,5	T005 44 852 99 T005 44 852 10
XNT 1LX	0,2		T005 44 872 99 T005 44 872 10

Type	Ø a mm	c mm	Order-no.
XNT 1X	0,4	28,0	T005 44 865 99 T005 44 865 10
XNT 1SLX 45°	0,4	39,5	T005 44 875 99 T005 44 875 10

SMT

Type	Ø a mm	b mm	c mm	Order-no.
XNT SMT 01	10,4	0,6	7,1	T005 44 876 99
XNT SMT 02	16,8	0,6	7,1	T005 44 877 99

Type	Ø a mm	b mm	c mm	Order-no.
XNT SMT 03	20,8	0,6	7,1	T005 44 878 99

High Speed

HS

High Speed heat transfer

High Speed soldering tips provide enhanced heat transfer to the solder area.

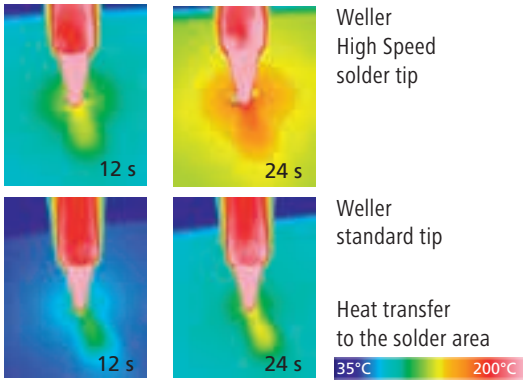

Weller High Speed solder tip

Weller standard tip

Heat transfer to the solder area

High Speed

HS

Type	Ø a mm	b mm	c mm	Order-no.
XNT 1 HS	0,5		27,0	T005 44 888 99 T005 44 888 10
XNT 1S HS	0,2		28,5	T005 44 889 99 T005 44 889 10
XNT 4 HS	1,2			T005 44 890 99 T005 44 890 10
XNT 6 HS	1,6	0,4	29,5	T005 44 891 99 T005 44 891 10
XNT H HS	0,8	0,4	28,0	T005 44 892 99 T005 44 892 10
XNT K HS	1,2	0,4	28,0	T005 44 893 99 T005 44 893 10
XNT AX HS	1,6	0,8	28,0	T005 44 894 99 T005 44 894 10
XNT 1X HS	0,4		28,0	T005 44 895 99 T005 44 895 10

Type	Ø a mm	b mm	c mm	Order-no.
XNT S HS	0,4			T005 44 896 99 T005 44 896 10
XNT AS HS	1,6			T005 44 897 99 T005 44 897 10
XNT 1L HS	0,2			T005 44 898 99 T005 44 898 10
XNT 1LX HS	0,2			T005 44 8 99 99 T005 44 8 99 10
XNT HX HS 30°	0,8	0,4	36,5	T005 44 900 99 T005 44 900 10
XNT 4XHS 45°	1,2	0,4	34,6	T005 44 901 99 T005 44 901 10
XNT 1SLX HS 45°	0,4		39,5	T005 44 902 99 T005 44 902 10
XNT F HS45°	1,2			T005 44 903 99 T005 44 903 10

Accessories

Type	Ø a mm	c mm	Order-no.
Measuring tip	0,6	31,3	T005 44 861 99
XNT Screw M4		26,0	T005 44 879 99

Type	Order-no.
Barrel	T005 87 657 58
Barrel for bent	T005 87 657 67

www.labem.pl

NT Soldering Tip Series

Soldering Tips for WMP

Order-no.	Model	Description	Width A	Thickness B	Length L	
NT 1SC	**NT 1SC**	Chisel tip slim	0,4 mm	0,15 mm	14 mm	
NT H	**NT H**	Chisel tip	0,8 mm	0,4 mm	8,4 mm	
NT K	**NT K**	Chisel tip	1,2 mm	0,4 mm	8,4 mm	
NT A	**NT A**	Chisel tip	1,6 mm	0,4 mm	9,5 mm	
NT 6	**NT 6**	Chisel tip	1,6 mm	0,7 mm	7,4 mm	
NT B	**NT B**	Chisel tip	2,4 mm	0,8 mm	7,8 mm	
NT C	**NT C**	Chisel tip	3,2 mm	0,8 mm	8,2 mm	
NT D	**NT D**	Chisel tip	4,0 mm	0,8 mm	8,6 mm	
NT AX	**NT AX**	Chisel tip bent	1,6 mm	0,4 mm	8,2 mm	
NT 1S	**NT 1S**	Round tip slim	Ø 0,25 mm		8,5 mm	
NT 1	**NT 1**	Round tip	Ø 0,50 mm		7,4 mm	
NT 1X	**NT 1X**	Round tip bent 45°	Ø 0,4 mm		8,6 mm	
NT 4	**NT 4**	Round tip sloped 45°	Ø 1,2 mm		9,9 mm	
NT GW	**NT GW**	Gullwing tip	2,0 mm	3,0 mm	13,4 mm	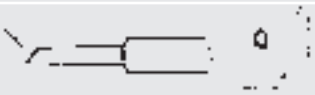
NT MS	**NT MS**	NT Measuring tip for thermoelement	Ø 0,5 mm			

www.labem.pl

Continuation page 170, further soldering tips for WMP

Order-no.	Description	
T005 87 517 17	Silicon pad for changing bent NT tips	
T005 87 517 10	Tip changing tool for changing straight NT tips	

www.labem.pl

XT Soldering Tip Series

Soldering Tips for Soldering irons WP 120 and WXP 120

WXP 120 / WP 120

All-rounder with 120 watts. For soldering applications from small to large components with higher heat demand.

120 W, 24 V

- Interchangeable soldering tips at low prices
- Maximum heat transfer
- Heater with improved sensor position
- Fast reaction time

Chisel

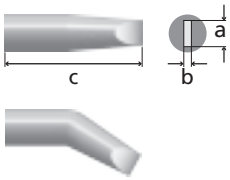

XT	Ø a mm	b mm	c mm	Order-no.
XT H	0,8	0,4	36,5	T005 44 713 99 T005 44 713 10
XT A	1,6	0,7	36,5	T005 44 703 99 T005 44 703 10
XT AL	1,6	1,0	39,5	T005 44 701 99 T005 44 701 10
XT ASL	1,6	0,45	36,5	T005 44 740 99 T005 44 740 10
XT M	3,2	1,2	39,5	T005 44 702 99 T005 44 702 10
XT B	2,4	0,8	36,0	T005 44 704 99 T005 44 704 10
XT BSL	2,4	0,45	36,0	T005 44 741 99 T005 44 741 10
XT B SL	2,5	0,8	36,3	T005 44 738 99 T005 44 738 10
XT C	3,2	0,8	36,0	T005 44 705 99 T005 44 705 10

Type	Ø a mm	b mm	c mm	Order-no.
XT D	4,6	0,8	34,5	T005 44 706 99 T005 44 706 10
XT CSL	3,2	0,45	36,0	T005 44 742 99 T005 44 742 10
XT E	5,9	1,2	34,5	T005 44 707 99 T005 44 707 10
XT DL	4,6	0,8	39,5	T005 44 736 99
XT MX	3,2	0,8	53,5	T005 44 745 99 T005 44 745 10
XT HX	0,8	0,4	51,5	T005 44 737 99
XT AX 30°	1,6	0,7	51,5	T005 44 743 99 T005 44 743 10
XT BX 30°	2,4	0,8	51,5	T005 44 744 99 T005 44 744 10

Round

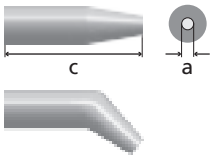

Type	Ø a mm	c mm	Order-no.
XT BS	2,4	36,5	T005 44 715 99 T005 44 715 10
XT CS	3,2	36,5	T005 44 716 99 T005 44 716 10

Type	Ø a mm	c mm	Order-no.
XT DS	5,0	34,5	T005 44 717 99 T005 44 717 10

Sloped

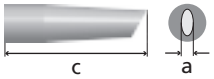

Type	a mm	c mm	Order-no.
XT F 30°	1,2	36,5	T005 44 718 99 T005 44 718 10
XT AA 60°	1,6	36,5	T005 44 708 99 T005 44 708 10
XT BB 45°	2,4	36,5	T005 44 709 99 T005 44 709 10

Type	a mm	c mm	Order-no.
XT CC 45°	3,2	36,5	T005 44 710 99 T005 44 710 10
XT DDH 45 45°	4,0	40,5	T005 44 730 99 T005 44 730 10
XT AA 60 °	1,6	36,5	T005 44 708 99 T005 44 708 10

www.labem.pl

Gull Wing

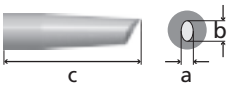

XT	Ø a mm	b mm	c mm	Order-no.
XT GW1	2,3	3,2	36,5	T005 44 712 99 T005 44 712 10
XT GW2	3,5	4,8	36,5	T005 44 735 99

Type	Ø a mm	b mm	c mm	Order-no.
XT GW3	0,8	0,9	41,5	T005 44 711 99 T005 44 711 10

Knife

Type	Ø a mm	c mm	Order-no.
XT KN 60 °	2,0	45,0	T005 44 711 99 T005 44 714 10

Conical

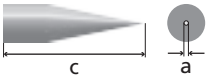

Type	Ø a mm	c mm	Order-no.
XT O	1,0	36,5	T005 44 714 99 T005 44 714 10

Soldering head

Type	a mm	b mm	Order-no.
XT Soldering head + adapter	10,0	4,0	T005 44 731 99
Soldering head	10,0	4,0	T005 44 731 90
XT Soldering head + adapter	20,0	4,0	T005 44 732 99
Soldering head	20,0	4,0	T005 44 732 90
XT Soldering head + adapter	33,0	4,0	T005 44 733 99
Soldering head	33,0	4,0	T005 44 733 90

- T005XXXXX99 = 1 Piece
- T005XXXXX10 = 10 Pieces
- T005XXXXX11 = 100 Pieces

www.labem.pl

XT Soldering Tip Series

Soldering Tips for Soldering irons WP 120 and WXP 120

The XT soldering head is an ideal tool for tin coating, soldering and desoldering different components.

The additional required barrel must be ordered separately.

Accessories

Type	a mm	c mm	Order-no.
Measuring tip	0,5	40,0	T005 44 722 99
XT Adapter M4		36,0	T005 44 719 99
XT Adater M5		36,0	T005 44 720 99

Type		Order-no.
Barrel	WXP 120 WP 120	T005 87 657 11 T005 87 637 09
Barrel for bent	WXP 120 WP 120	T005 87 657 66 T005 87 658 02

- T005XXXXX99 = 1 Piece
- T005XXXXX10 = 10 Pieces
- T005XXXXX11 = 100 Pieces

www.labem.pl

XTR Soldering Tip Series

Soldering tip with twist lock. For use with robot heating element HER 120 and HERX 120.

Order-no.	Model	Description	Width A	Thickness B	Length L
T005 44 723 99 T005 44 723 10	**XTR A**	Chisel tip, (1 piece) (10 pieces)	1,6 mm	0,7 mm	36,0 mm
T005 44 724 99 T005 44 724 10	**XTR B**	Chisel tip, (1 piece) (10 pieces)	2,4 mm	0,8 mm	35,0 mm
T005 44 725 99 T005 44 725 10	**XTR C**	Chisel tip, (1 piece) (10 pieces)	3,2 mm	0,8 mm	35,0 mm
T005 44 726 99 T005 44 726 10	**XTR D**	Chisel tip, (1 piece) (10 pieces)	4,6 mm	0,8 mm	34,5 mm
T005 44 727 99 T005 44 727 10	**XTR E**	Chisel tip, (1 piece) (10 pieces)	5,9 mm	1,2 mm	34,5 mm
T005 44 728 99 T005 44 728 10	**XTR M**	Chisel tip, (1 piece) (10 pieces)	3,2 mm	1,2 mm	39,0 mm

www.labem.pl

XHT Soldering Tip Series

Soldering Tips for Soldering irons WP 200,WXP 200

WXP 200 / WP 200

High Power soldering iron. Ideal for applications with highest heat demand e.g. LED backpanels or RF shieldings.

200 W, 24 V

- Interchangeable soldering tips at low prices
- Maximum heat transfer
- Heater with improved sensor position
- Fast reaction time

Chisel



XHT	Ø a mm	b mm	c mm	Order-no.
XHT C	3,2	1,2	48,0	T005 44 804 99
XHT D	5,0	1,2	48,0	T005 44 801 99

Type	Ø a mm	b mm	c mm	Order-no.
XHT E	7,6	1,5	48,0	T005 44 802 99
XHT F	9,3	2,0	48,0	T005 44 805 99

Accessories

Type	a mm	b mm	c mm	Order-no.
Measuring tip	1,25	6,0	55,0	T005 44 803 99
Barrel				T005 87 637 25

Further soldering tip dimensions on request.

www.labem.pl

LT Soldering Tip Series
Soldering Tips for Soldering irons WP 80, WSP 80, MPR 80 and FE 75, TCP-Soldering irons , LR 21, MLR 21 with adapter

WSP 80 / WP 80

Approved heating technology with effective heat transfer.
For all purpose industrial applications. A wide range of soldering tips are available.

- For universal applications
- Effective heat transfer
- Extensive range of soldering tips
- High quality heater core
- Soldering tip with low material use and therefore lower cost

Chisel

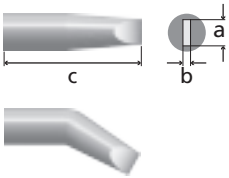

LT	Ø a mm	b mm	c mm	Order-no.
LT 1SC	0,4	0,15	15,0	T005 44 494 99 T005 44 494 10
LT 1SCNW*	0,3	0,1	15,0	T005 44 497 99
LT A	1,6	0,7	12,5	T005 44 440 99 T005 44 440 10 T005 44 403 11
LT ASL	1,6	0,45	12,5	T005 44 516 99 T005 44 516 11
LT B	2,4	0,8	12,5	T005 44 405 99 T005 44 405 10 T005 44 405 11
LT BSL	2,4	0,45	12,5	T005 44 517 99 T005 44 517 11
LT H	0,8	0,4	12,5	T005 44 437 99 T005 44 437 10 T005 44 412 11
LT HSL	0,8	0,4	12,5	T005 44 518 99 T005 44 518 11
LT C	3,2	0,8	12,5	T005 44 407 99 T005 44 407 10 T005 44 407 11
LT D	4,6	0,8	12,5	T005 44 409 99 T005 44 409 10 T005 44 409 11

Type	Ø a mm	b mm	c mm	Order-no.
LT DLL	4,6	1,2	12,5	T005 44 448 99 T005 44 448 10
LT K	1,2	0,4	20,0	T005 44 438 99 T005 44 438 10 T005 44 413 11
LT L	2,0	1,0	20,0	T005 44 414 99 T005 44 414 10 T005 44 414 11
LT M	3,2	1,2	20,0	T005 44 415 99 T005 44 415 10 T005 44 415 11
LT HX 30°	0,8	0,4	17,5	T005 44 420 99 T005 44 420 11
LT ALX 30°	1,6	0,7	17,5	T005 44 443 99 T005 44 443 10
LT BX 30°	2,4	0,8	17,5	T005 44 442 99 T005 44 442 10
LT AX 30°	1,6	0,8	14,1	T005 44 427 99 T005 44 427 10
LT 4X 30°	1,2	0,4	17,2	T005 44 428 99 T005 44 428 10
LT MX 30°	3,2	1,2	20,0	T005 44 469 99

Round

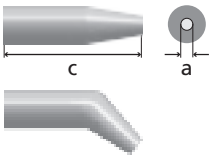

Type	Ø a mm	c mm	Order-no.
LT 1S	0,2	15,0	T005 44 436 99 T005 44 402 10
LT 1SNW*	0,1	15,0	T005 44 496 99
LT 1SA	0,5	15,0	T005 44 488 99
LT 1	0,25	13,0	T005 44 435 99 T005 44 435 10 T005 44 401 11
LT 1LNW*	0,1	25,4	T005 44 498 99

Type	Ø a mm	c mm	Order-no.
LT 1A	0,5	13,0	T005 44 489 99 T005 44 489 10 T005 44 489 11
LT AS	1,6	12,5	T005 44 404 99 T005 44 404 10 T005 44 404 11
LT CS	3,2	12,5	T005 44 411 99 T005 44 411 10
LT 1SLX 30°	0,4	22,0	T005 44 426 99 T005 44 426 10
LT 1X 30°	0,4	13,0	T005 44 425 99 T005 44 425 10

* none wettable

www.labem.pl

Continuation page 177, further soldering tips for WP 80, WSP 80, MPR 80, FE 75 and TCP irons

Knife

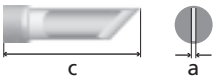

Type	Ø a mm	c mm	Order-no.
LT KN	2,0	16,5	T005 44 479 99 T005 44 479 10
LT KNSL 45°	2,0	16,5	T005 44 519 99

Sloped



Type	a mm	c mm	Order-no.
LT 4 45°	1,2	15,0	T005 44 439 99 T005 44 439 10 T005 44 421 11
LT F 45°	1,2	12,5	T005 44 408 99 T005 44 408 10 T005 44 408 11
LT AA 60°	1,6	12,5	T005 44 487 99 T005 44 487 10
LT BB 60°	2,4	17,0	T005 44 444 99 T005 44 444 10
LT BB 45°	2,4	17,0	T005 44 484 99
LT CC 60°	3,2	17,0	T005 44 445 99 T005 44 445 10
LT CC 45°	3,2	17,0	T005 44 485 99

Type	a mm	c mm	Order-no.
LT DD 45°	4,0	20,0	T005 44 478 99 T005 44 478 10
LT DD 45°	4,6	17,0	T005 44 486 99 T005 44 486 10 T005 44 486 11
LT 11CP 45°	1,2	15,0	T005 44 421 71
LT 22CP 45°	2,0	20,0	T005 44 408 73
LT 33CP 45°	3,0	20,0	T005 44 408 77
LT 44CP 45°	4,0	20,0	T005 44 408 81

Conical

Type	Ø a mm	c mm	Order-no.
LT 1L	0,2	25,4	T005 44 423 99 T005 44 423 10 T005 44 423 11
LT 1LNW*	0,1	25,4	T005 44 498 99
LT S	0,4	21,0	T005 44 406 99 T005 44 406 10 T005 44 406 11

Type	Ø a mm	c mm	Order-no.
LT T	0,6	13,0	T005 44 482 99 T005 44 482 10 T005 44 482 11
LT O	0,8	17,0	T005 44 481 99 T005 44 515 10
LT 1LX 35°	0,2	25,4	T005 44 424 99 T005 44 424 10 T005 44 424 11

Gull Wing

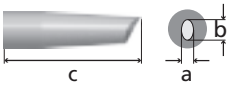

Type	Ø a mm	b mm	c mm	Order-no.
LT GW1	2,3	3,2	17,8	T005 44 410 99 T005 44 410 10 T005 44 410 11
LT GW2	3,5	4,8	17,8	T005 44 511 99 T005 44 511 10

- T005XXXXX99 = 1 Piece
- T005XXXXX10 = 10 Pieces
- T005XXXXX11 = 100 Pieces

* none wettable

www.labem.pl

Continuation page 177/178, further soldering tips for WP 80, WSP 80, MPR 80, FE 75 and TCP irons

High Speed

HS

High Speed heat transfer

High Speed soldering tips provide enhanced heat transfer to the solder area.

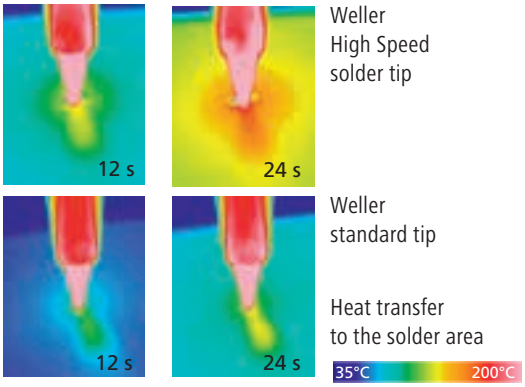

High Speed

HS

LT	Ø a mm	b mm	c mm	Order-no.
LT 1 HS	0,25		13,0	T005 44 520 99 T005 44 520 10 T005 44 520 11
LT 1S HS	0,2		15,0	T005 44 521 99 T005 44 521 10 T005 44 52 111
LT AS HS	1,6		12,5	T005 44 522 99 T005 44 522 10 T005 44 522 11
LT S HS	0,4		21,0	T005 44 523 99 T005 44 523 10 T005 44 523 11
LT F HS 45°	1,2		12,5	T005 44 524 99 T005 44 524 10 T005 44 524 11
LT K HS	1,2	0,4	20,0	T005 44 525 99 T005 44 525 10 T005 44 525 11
LT HX HS 30°	0,8	0,4	17,5	T005 44 526 99 T005 44 526 10 T005 44 526 11
LT 4 HS 45°	1,2		15,0	T005 44 527 99 T005 44 527 10 T005 44 527 11
LT 1L HS	0,2		25,4	T005 44 528 99 T005 44 528 10 T005 44 528 11
LT 1LX HS 35°	0,2		25,4	T005 44 529 99 T005 44 529 10 T005 44 529 11
LT 1X HS 30°	0,4	13,0		T005 44 530 99 T005 44 530 10

Type	Ø a mm	b mm	c mm	Order-no.
LT 1SLX HS 30°	0,4		22,0	T005 44 531 99 T005 44 531 10
LT AX HS 30°	1,6	0,8	14,1	T005 44 532 99 T005 44 532 10
LT 4X HS 30°	1,2	0,4	17,2	T005 44 533 99 T005 44 533 10
LT O HS	0,8		17,0	T005 44 534 99 T005 44 534 10
LT T HS	0,6		13,0	T005 44 535 99 T005 44 535 11
LT 1SA HS	0,5		15,0	T005 44 536 99
LT 1A HS	0,5		14,0	T005 44 537 99 T005 44 537 10 T005 44 537 11
LT O HS	1,4		17,0	T005 44 538 99
LT ASL HS	1,6	0,45	12,5	T005 44 539 99 T005 44 539 11
LT HSL HS	0,8	0,4	12,5	T005 44 540 99 T005 44 540 11

Accessories

Type	a mm	c mm	Order-no.
Measuring tip MLR 80/ WSP 80	0,5	13,0	T005 44 416 99
Screw M4 external thread	8,0		T005 44 449 99
ET-LT Adapter			T005 87 207 81

- T005XXXXX99 = 1 Piece
- T005XXXXX10 = 10 Pieces
- T005XXXXX11 = 100 Pieces

* none wettable

www.labem.pl

MT-LT Adapter

All TCP, LR 21 soldering irons are delivered with adapter.

Order-no.	Description	
T005 44 121 99	MT-LT Adapter for use with LT soldering tip series (see page 87)	
T005 87 207 95	Barrel for MT-LT Adapter	

Caution: **Not qualified for lead free solder bath or other electronic solder.**

Soldering tips for high melting solder for WP 80, WSP 80, MPR 80 and FE 75

Order-no.	Model	Description	Width A	Thickness B	Length L	
T005 44 430 99 T005 44 430 10	**LT H HPB**	Chisel tip, (1 piece) (10 pieces)	0,8 mm	0,4 mm	13,5 mm	
T005 44 431 99 T005 44 431 10	**LT A HPB**	Chisel tip, (1 piece) (10 pieces)	1,6 mm	0,7 mm	13,5 mm	
T005 44 432 99 T005 44 432 10	**LT B HPB**	Chisel tip, (1 piece) (10 pieces)	2,4 mm	0,8 mm	13,5 mm	
T005 44 483 99	**LT D HPB**	Chisel tip, (1 piece)	4,6 mm	0,8 mm	13,5 mm	

* for HPB solder = solder with high consumption of lead

www.labem.pl

- For quick change of hot soldering tips for soldering irons WP 80 / WSP 80.
- If not in use place soldering iron with barrel in the safety rest

Barrel

Order-no.	Description
T005 87 447 10	Barrel for WSP 80 spare part
T005 87 448 45	Barrel short (40 mm) for WP 80, spare part, (standard for WP 80)
T005 87 448 46	Barrel long (55 mm) for WP 80, spare part



- For WSP 80, WSP 80IG and WP 80, WP 120, WP 120 IG, WXP 120, barrel and screw M4 has to be ordered separately.

SMD Soldering Tip Series

Order-no.	Model	Description	Width A	Thickness B	Length L
T005 44 501 99	**SMT01**	for PAD-Cleaning	10,4 mm	0,6 mm	7,1 mm
T005 44 429 99	**SMT**	for PAD-Cleaning	10,5 mm	0,6 mm	7,5 mm
T005 44 502 99	**SMT02**	for PAD-Cleaning	16,8 mm	0,6 mm	7,1 mm
T005 44 503 99	**SMT03**	for PAD-Cleaning	20,8 mm	0,6 mm	7,1 mm
T005 44 467 89	**SMT**	for PAD-Cleaning	35,0 mm	3,0 mm	4,0 mm
T005 44 504 99	**SMT04**	for Chip	1,8 mm	3,4 mm	1,8 mm
T005 44 505 99	**SMT05**	for Chip	1,5 mm	2,3 mm	1,8 mm
T005 44 506 99	**SMT06**	for Chip	2,5 mm	1,7 mm	1,4 mm
T005 44 507 99	**SMT07**	for Chip	2,3 mm	4,5 mm	1,8 mm
T005 44 508 99	**SMT08**	for DIP	4,6 mm	5,1 mm	2,3 mm
T005 44 509 99	**SMT09**	for DIP	10,4 mm	5,1 mm	2,3 mm
T005 44 510 99	**SMT10**	for DIP	11,5 mm	6,9 mm	2,3 mm

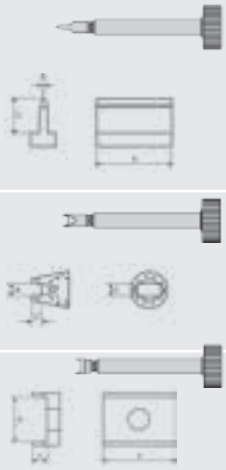

www.labem.pl

SMT Adapter + Tips
for LR 21, WP 80, WSP 80, WSP 80FE, WSP 80IG and MPR 80

Order-no.	Model	Description
T005 44 417 99	**SMT**	SMT Adapter for WSP 80
SMTA	**SMTA**	SMT Adapter for LR 21
SMT0504A	**SMT0504A**	A/1, for components 1,0 x 1,2 mm, 12 x 1,0 mm, 1,2 x 1,2 mm, 1,6 x 0,8 mm
SMT1206D	**SMT1206D**	D/1, for components 3,2 x 1,6 mm, 3,2 x 2,5 mm
SMT8K	**SMT8K**	K/2, for components 5,0 x 4,0 mm



■ For use with soldering robot application with heating element HER 80

LT Soldering Tips with twist lock

Order-no.	Model	Description	Width A	Thickness B	Length L
T005 44 441 99 T005 44 441 10	**LTR A**	Chisel tip (1 piece) (10 pieces)	1,6 mm	0,8 mm	17,0 mm
T005 44 422 99	**LTR B**	Chisel tip 1,5 mm wettable (1 piece)	2,4 mm	0,8 mm	17,0 mm
T005 44 422 10		(10 pieces)			
T005 44 422 71		(1 piece) none wettable	2,4 mm	0,8 mm	17,0 mm
T005 44 433 99	**LTR C**	Chisel tip (1 piece)	3,2 mm	0,8 mm	17,0 mm
T005 44 433 10		(10 pieces)	3,2 mm	0,8 mm	17,0 mm

Special tips on request

www.labem.pl

LHT Soldering Tip Series

Soldering Tips for Soldering irons WSP 150

Order-no.	Model	Description	Width A	Thickness B	
T005 44 455 99	**LHT C**	Chisel tip	3,2 mm	1,2 mm	
T005 44 452 99	**LHT D**	Chisel tip	4,7 mm	1,8 mm	
T005 44 451 99	**LHT E**	Chisel tip	6,7 mm	1,8 mm	
T005 44 450 99	**LHT F**	Chisel tip	9,3 mm	1,8 mm	
T005 44 513 99	**LHT CX**	Chisel tip bent	3,2 mm	1,2 mm	
T005 44 462 99	**LHT DX**	Chisel tip bent	5,0 mm	2,0 mm	
T005 44 461 99	**LHT EX**	Chisel tip bent	7,0 mm	2,0 mm	
T005 44 460 99	**LHT FX**	Chisel tip bent	9,2 mm	2,0 mm	
T005 44 456 99	**LHT D 45°**	Sloped 45° for solar cell production		1,8 mm	
T005 44 454 99		LHT Screw in tip with outside thread M6			
T005 44 453 99		LHT Measuring tip for thermoelement Ø 0,5 mm			
T005 87 447 95		Box nut WSP 150			

www.labem.pl

ET Soldering Tip Series

Soldering Tips for Soldering irons LR 21

Order-no.	Model	Description	Width A	Thickness B
4ETS	**ET S**	Longform Conical	Ø 0,4 mm	
4ETO	**ET O**	Longform Conical	Ø 0,8 mm	
4ETR	**ET R**	Chisel tip slim	1,6 mm	0,7 mm
4ETH	**ET H**	Chisel tip	0,8 mm	0,4 mm
4ETA	**ET A**	Chisel tip	1,6 mm	0,7 mm
4ETB	**ET B**	Chisel tip	2,4 mm	0,8 mm
4ETC	**ET C**	Chisel tip	3,2 mm	0,8 mm
4ETD	**ET D**	Chisel tip	4,6 mm	0,8 mm
4ETE	**ET E**	Chisel tip	5,6 mm	1,2 mm
4ETK	**ET K**	Chisel tip long	1,2 mm	0,4 mm
4ETL	**ET L**	Chisel tip long	2,0 mm	1,0 mm
4ETM	**ET M**	Chisel tip long	3,2 mm	1,2 mm
4ETF	**ET F**	Round tip sloped 45°	Ø 1,2 mm	
4ETBB	**ET BB**	Round tip sloped 45°	Ø 2,4 mm	
4ETCC	**ET CC**	Round tip sloped 45°	Ø 3,2 mm	
4ETP	**ET P**	Round tip blunt	Ø 0,8 mm	
4ETBS	**ET BS**	Round tip blunt	Ø 2,4 mm	
4ETCS	**ET CS**	Round tip blunt	Ø 3,2 mm	
T005 41 039 99	**ET SMD**	Chip soldering / desoldering tip, component size 2,5 mm x 1,5 mm		
T005 41 040 99	**ET SMD**	Chip soldering / desoldering tip, component size 3,8 mm x 1,5 mm		
T005 41 045 99	**ET GW**	Gullwing tip		
T005 41 703 99		Screw in tip with M5 outside thread		
T005 24 750 99		ET Measuring tip for thermoelement Ø 0,5 mm		
T005 10 311 99		Barrel		

ET-LT Adapter

Soldering tips of the LT series are used with an adapter in the soldering iron LR 21.

Order-no.	Model	Description
T005 87 207 81		ET-LT Adaptor with barrel for use with LT series tips with LR 21 and FE 50 soldering irons
T005 87 207 94		Spare barrel for ET-LT Adapter

- T005XXXXX99 = 1 Piece
- T005XXXXX10 = 10 Pieces
- T005XXXXX11 = 100 Pieces

www.labem.pl

HT Soldering Tip Series

Soldering Tips for Soldering irons LR 82 and FE 80

Order-no.	Model	Description	Width A	Thickness B
T005 44 260 99	**HT 1**	Chisel tip	3,2 mm	1,0 mm
T005 44 261 99	**HT 2**	Chisel tip	5,2 mm	1,2 mm
T005 44 262 99	**HT 3**	Chisel tip	7,0 mm	1,2 mm
T005 44 267 99	**HT C**	Chisel tip long	3,2 mm	1,0 mm
T005 44 268 99	**HT D**	Chisel tip long	4,6 mm	1,0 mm
T005 44 269 99	**HT E**	Chisel tip long	5,6 mm	1,0 mm
T005 44 264 99	**HT BS**	Round tip	Ø 2,4 mm	
T005 44 265 99	**HT CS**	Round tip	Ø 3,2 mm	
T005 44 266 99	**HT DS**	Round tip	Ø 5,0 mm	
T005 44 270 99		HT Screw in tip with outside thread M8nde		
T005 44 263 99		HT Measuring tip for thermoelement Ø 0,5 mm		
T005 26 202 99		Barrel		

WTA Soldering Tip Series

Tweezer Tips for WTA 50

Order-no.	Model	Description	Width A	Thickness B
T005 44 145 99	**WTA 1S**	Tip set bent 45°	0,5 mm	0,5 mm
T005 44 141 99	**WTA 1**	Tip set bent 45°	1,0 mm	0,5 mm
T005 44 146 99	**WTA 2**	Tip set bent 45°	3,0 mm	0,5 mm
T005 44 147 99	**WTA 3**	Tip set bent 45°	6,0 mm	0,5 mm
T005 44 143 99	**WTA 4**	Tip set bent 45°	12,5 mm	0,5 mm
T005 44 144 99	**WTA 5**	Tip set bent 45°	18,5 mm	0,5 mm
T005 44 152 99	**WTA 11**	Tip set for vertical use	1,0 mm	0,5 mm
T005 44 153 99	**WTA 12**	Tip set for vertical use	3,0 mm	0,5 mm
T005 44 149 99		WT Measuring tip for thermoelement Ø 0,5 mm		

www.labem.pl

PT Soldering Tip Series

Soldering Tips for TCPS, TCP 12, TCP 24

Order-no.	Model	Description	Width A	Dicke B
4PTR7	**PT R7**	Chisel tip slim 370°C	1,6 mm	0,7 mm
4PTR8	**PT R8**	Chisel tip slim 425°C	1,6 mm	0,7 mm
4PTH6	**PT H6**	Chisel tip 310°C	0,8 mm	0,4 mm
4PTH7	**PT H7**	Chisel tip 370°C	0,8 mm	0,4 mm
4PTH8	**PT H8**	Chisel tip 425°C	0,8 mm	0,4 mm
4PTA6	**PT A6**	Chisel tip 310°C	1,6 mm	0,7 mm
4PTA7	**PT A7**	Chisel tip 370°C	1,6 mm	0,7 mm
4PTA8	**PT A8**	Chisel tip 425°C	1,6 mm	0,7 mm
4PTB6	**PT B6**	Chisel tip 310°C	2,4 mm	0,8 mm
4PTB7	**PT B7**	Chisel tip 370°C	2,4 mm	0,8 mm
4PTB8	**PT B8**	Chisel tip 425°C	2,4 mm	0,8 mm
4PTB9	**PT B9**	Chisel tip 480°C	2,4 mm	0,8 mm
4PTC7	**PT C7**	Chisel tip 370°C	3,2 mm	0,8 mm
4PTC8	**PT C8**	Chisel tip 425°C	3,2 mm	0,8 mm
4PTC9	**PT C9**	Chisel tip 480°C	3,2 mm	0,8 mm
4PTD7	**PT D7**	Chisel tip 370°C	4,6 mm	0,8 mm
4PTD8	**PT D8**	Chisel tip 425°C	4,6 mm	0,8 mm
4PTD9	**PT D9**	Chisel tip 480°C	4,6 mm	0,8 mm
4PTE8	**PT E8**	Chisel tip 425°C	5,6 mm	1,2 mm
4PTE9	**PT E9**	Chisel tip 480°C	5,6 mm	1,2 mm
4PTK6	**PT K6**	Chisel tip long 310°C	1,2 mm	0,4 mm
4PTK7	**PT K7**	Chisel tip long 370°C	1,2 mm	0,4 mm
4PTK8	**PT K8**	Chisel tip long 425°C	1,2 mm	0,4 mm
4PTL6	**PT L6**	Chisel tip long 310°C	2,0 mm	1,0 mm
4PTL7	**PT L7**	Chisel tip long 370°C	2,0 mm	1,0 mm
4PTL8	**PT L8**	Chisel tip long 425°C	2,0 mm	1,0 mm
4PTM7	**PT M7**	Chisel tip long 370°C	3,2 mm	1,2 mm
4PTM8	**PT M8**	Chisel tip long 425°C	3,2 mm	1,2 mm
4PTM9	**PT M9**	Chisel tip long 480°C	3,2 mm	1,2 mm
T005 41 307 99	**PT MX7**	Chisel tip bent, 1 side wettable 370°C	3,2 mm	1,2 mm
4PTCS7	**PT CS7**	Round tip 370°C	Ø 3,2 mm	
4PTDS7	**PT DS7**	Round tip 370°C	Ø 5,0 mm	
4PTS7	**PT S7**	Round tip long 370°C	Ø 0,4 mm	
4PTS8	**PT S8**	Round tip long 425°C	Ø 0,4 mm	
4PTO6	**PT O6**	Round tip long 310°C	Ø 0,8 mm	
4PTO7	**PT O7**	Round tip long 370°C	Ø 0,8 mm	
4PTO8	**PT O8**	Round tip long 425°C	Ø 0,8 mm	

www.labem.pl

Continuation page 186, further soldering tips for TCPS, TCP 12, TCP 24

Order-no.	Model	Description	Width A	Thickness B
4PTF7	**PT F7**	Round tip sloped 370°C	Ø 1,2 mm	
4PTF8	**PT F8**	Round tip sloped 425°C	Ø 1,2 mm	
4PTAA7	**PT AA7**	Round tip sloped 370°C	Ø 1,6 mm	
4PTAA8	**PT AA8**	Round tip sloped 425°C	Ø 1,6 mm	
4PTAA9	**PT AA9**	Round tip sloped 480°C	Ø 1,6 mm	
4PTBB7	**PT BB7**	Round tip sloped 370°C	Ø 2,4 mm	
4PTBB8	**PT BB8**	Round tip sloped 425°C	Ø 2,4 mm	
4PTBB9	**PT BB9**	Round tip sloped 480°C	Ø 2,4 mm	
4PTCC7	**PT CC7**	Round tip sloped 370°C	Ø 3,2 mm	
4PTCC8	**PT CC8**	Round tip sloped 425°C	Ø 3,2 mm	
4PTCC9	**PT CC9**	Round tip sloped 480°C	Ø 3,2 mm	
4PTDD7	**PT DD7**	Round tip sloped 370°C	Ø 5,0 mm	
4PTDD8	**PT DD8**	Round tip sloped 425°C	Ø 5,0 mm	
4PTDD9	**PT DD9**	Round tip sloped 480°C	Ø 5,0 mm	

If other soldering tip dimensions are required, please use LT tips with the PT/LT adapter.

- Soldering tips of LT soldering tip series are used with an adapter in soldering iron TCPS, TCP 12 and TCP 24.
- All TCP and LR 21 soldering irons are delivered with the adapter.

PT-LT Adapter for TCPS, TCP 12,TCP 24

Order-no.	Model	Description
T005 87 207 86	**PT6-LT**	PT6-LT-adapter with barrel 310°C
T005 87 207 87	**PT7-LT**	PT7-LT-adapter with barrel 370°C
T005 87 207 88	**PT8-LT**	PT8-LT-adapter with barrel 425°C
T005 87 207 89	**PT9-LT**	PT9-LT-adapter with barrel 480°C
T005 87 207 94		Spare barrel for PT/LT adapter

www.labem.pl

CT5 Soldering Tip Series

Soldering Tips for W 61

Order-no.	Model	Description	Width A
4CT5A6	**CT5 A6**	Chisel tip 310°C	1,6 mm
4CT5A7	**CT5 A7**	Chisel tip 370°C	1,6 mm
4CT5A8	**CT5 A8**	Chisel tip 425°C	1,6 mm
4CT5B7	**CT5 B7**	Chisel tip 370°C	2,4 mm
4CT5B8	**CT5 B8**	Chisel tip 425°C	2,4 mm
4CT5C6	**CT5 C6**	Chisel tip 310°C	3,2 mm
4CT5C7	**CT5 C7**	Chisel tip 370°C	3,2 mm
4CT5C8	**CT5 C8**	Chisel tip 425°C	3,2 mm
4CT5D7	**CT5 D7**	Chisel tip 370°C	4,7 mm
4CT5D8	**CT5 D8**	Chisel tip 425°C	4,7 mm
T005 42 107 99	**CT5 AX7**	Chisel tip bent 370°C	1,6 mm
T005 42 108 99	**CT5 AX8**	Chisel tip bent 425°C	1,6 mm
T005 42 117 99	**CT5 BX7**	Chisel tip bent 370°C	2,4 mm
T005 42 128 99	**CT5 CX8**	Chisel tip bent 425°C	3,2 mm
T005 42 138 99	**CT5 DX8**	Chisel tip bent 425°C	5,0 mm

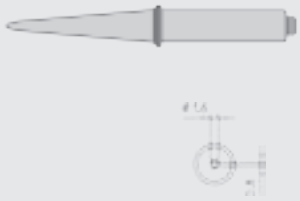

- T005XXXXX99 = 1 Piece
- T005XXXXX10 = 10 Pieces
- T005XXXXX11 = 100 Pieces

www.labem.pl

CT6 Soldering Tip Series

Soldering Tips for W 101

Order-no.	Model	Description	Width A
4CT6C7	**CT6 C7**	Chisel tip 370°C	3,2 mm
4CT6C8	**CT6 C8**	Chisel tip 425°C	3,2 mm
4CT6D7	**CT6 D7**	Chisel tip 370°C	5,0 mm
4CT6D8	**CT6 D8**	Chisel tip 425°C	5,0 mm
4CT6E7	**CT6 E7**	Chisel tip 370°C	7,0 mm
4CT6E8	**CT6 E8**	Chisel tip 425°C	7,0 mm
T005 42 307 99	**CT6 CX7**	Chisel tip bent 370°C	3,2 mm
T005 42 318 99	**CT6 DX8**	Chisel tip bent 425°C	5,0 mm

Welding wedge

Order-no.	Description
T005 11 767 99	Welding wedge Teflon-coated,50 x 40 x 4 mm (260°C–295°C) for W 101SP with twist lock
T005 11 767 74	Welding wedge PTFE-coated, 50 x 40 x 4 mm for W 201 (260°C – 295°C)

Adapter

For use with LHT tips (page 183) and soldering iron W 101

Order-no.	Model	Description
T005 61 046 67	**CT6-7**	Adapter for LHT tips, 370°
T005 61 046 68	**CT6-8**	Adapter for LHT tips, 425°
T005 61 046 69	**CT6-9**	Adapter for LHT tips, 480°

www.labem.pl

CT2 Soldering Tip Series

Soldering Tips for W 201

Order-no.	Model	Description	Width A
T005 42 407 99	**CT2 E7**	Chisel tip 370°C	7,0 mm
T005 42 408 99	**CT2 E8**	Chisel tip 425°C	7,0 mm
T005 42 417 99	**CT2 F7**	Chisel tip 370°C	10,0 mm
T005 42 418 99	**CT2 F8**	Chisel tip 425°C	10,0 mm
T005 42 428 99	**CT2 G8**	Chisel tip 425°C	11,0 mm
T005 42 507 99	**CT2 EX7**	Chisel tip bent 370°C	7,0 mm
T005 42 508 99	**CT2 EX8**	Chisel tip bent 425°C	7,0 mm
T005 42 517 99	**CT2 FX7**	Chisel tip bent 370°C	10,0 mm
T005 42 518 99	**CT2 FX8**	Chisel tip bent 425°C	10,0 mm

- T005XXXXX99 = 1 Piece
- T005XXXXX10 = 10 Pieces
- T005XXXXX11 = 100 Pieces

www.labem.pl

SPI Soldering Tip Series

Soldering tips for soldering iron SPI 16

Order-no.	Model	Description	Width A
4SPI15 210	**SPI15 210**	Needle tip	0,4 mm
4SPI15 213	**SPI15 213**	Needle tip	0,8 mm
4SPI15 212	**SPI15 212**	Chisel tip	1,2 mm
4SPI15 211	**SPI15 211**	Chisel tip	2,0 mm

Soldering tips for soldering iron SPI 27

Order-no.	Model	Description	Width A
4SPI26206	**SPI26 206**	Chisel tip	1,2 mm
4SPI26200	**SPI26 200**	Chisel tip	2,0 mm
4SPI26201	**SPI26 201**	Chisel tip	3,0 mm

Soldering tips for soldering iron SPI 41

Order-no.	Model	Description	Width A
4SPI40224	**SPI40 224**	Chisel tip	2,0 mm
4SPI40225	**SPI40 225**	Chisel tip	3,0 mm
4SPI40220	**SPI40 220**	Chisel tip	5,0 mm
4SPI40226	**SPI40 226**	Chisel tip bent	2,0 mm

Soldering tips for soldering iron SPI 81

Order-no.	Model	Description	Width A
4SPI80234	**SPI80 234**	Chisel tip	3,0 mm
4SPI80235	**SPI80 235**	Chisel tip	5,0 mm
4SPI80230	**SPI80 230**	Chisel tip	7,0 mm
4SPI80231	**SPI80 231**	Chisel tip	9,5 mm
4SPI80237	**SPI80 237**	Chisel tip bent	5,0 mm
4SPI80232	**SPI80 232**	Chisel tip bent	7,0 mm

www.labem.pl

Soldering Tips for WP 60

Order-no.	Model	Description	Width A	
T005 16 134 99 T005 16 443 99	**60-01-05** **60-01-01**	Needle tip Needle tip	Ø 0,5 mm Ø 1,0 mm	
T005 16 444 99 T005 16 446 99	**60-01-02** **60-01-04**	Chisel tip Chisel tip	2,4 mm 5,0 mm	
T005 16 445 99	**60-01-03**	Round tip sloped 45°	Ø 2,0 mm	
T005 16 447 99	**60-01-52**	Hot air nozzle	Ø 4,7 mm	
T005 16 135 99	**60-01-06**	Knife 45°	5,0 mm	
T005 16 448 99	**60-07U**	Ejector unit		
T005 16 450 99	**60-02**	Protective cap for WP 60 (spare part)		

Soldering Tips for Pyropen Jr.

Order-no.	Model	Description	Width A	
T005 16 165 99	**71-01-01**	Needle tip	Ø 1,0 mm	
T005 16 166 99 T005 16 161 99	**71-01-02** **71-01-04**	Chisel tip Chisel tip	2,0 mm 5,0 mm	
T005 16 167 99	**71-01-03**	Round tip sloped 45°	Ø 2,0 mm	
T005 16 168 99 T005 16 169 99	**71-01-50** **71-01-52**	Hot air nozzle Hot air nozzle	Ø 1,5 mm Ø 4,7 mm	
T005 16 172 99	**71-07U**	Ejector unit		

- T005XXXXX99 = 1 Piece
- T005XXXXX10 = 10 Pieces
- T005XXXXX11 = 100 Pieces

www.labem.pl

Soldering Tips for Pyropen and Pyropen Piezo

Order-no.	Model	Description	Diameter Ø	Width A	
T005 16 120 99	**70-01-01**	Needle tip	Ø 1,0 mm		
T005 16 124 99	**70-01-05**	Needle tip extra slim	Ø 0,5 mm		
T005 16 129 99	**70-01-10**	Needle tip bent 30°	Ø 1,0 mm		
T005 16 121 99	**70-01-02**	Chisel tip		3,0 mm	
T005 16 132 99	**70-01-13**	Chisel tip		5,0 mm	
T005 16 130 99	**70-01-11**	Chisel tip		7,7 mm	
T005 16 122 99	**70-01-03**	Round tip sloped	Ø 2,0 mm		
T005 16 123 99	**70-01-04**	Round tip sloped	Ø 3,0 mm		
T005 16 125 99	**70-01-06**	Round tip sloped, conical	Ø 2,0 mm		
T005 16 127 99	**70-01-08**	Round tip sloped 35°	Ø 2,0 mm		
T005 16 140 99	**70-01-50**	Hot air nozzle	Ø 1,7 mm		
T005 16 141 99	**70-01-51**	Hot air nozzle	Ø 3,3 mm		
T005 16 142 99	**70-01-52**	Hot air nozzle	Ø 4,9 mm		
T005 16 143 99	**70-01-53**	Hot air nozzle	Ø 7,0 mm		
T005 16 151 99	**70-07TU**	Ejector unit, not for Piezo			
T005 16 150 99	**70-07SU**	Solder ejector, not for Piezo			
T005 16 159 99	**70-01-55**	Reflector for heat shrinking	Ø 6,0 mm	18,0 mm	
T005 16 158 99	**70-01-54**	Reflector for heat shrinking	Ø 8,0 mm	22,0 mm	

www.labem.pl

DX Desoldering Nozzle series

- The DX series tools feature a novel threadless desoldering nozzle fixture system whereby the nozzle is inserted into the head and locked into place by applying a 1/4 turn. This patented feature allows the desoldering nozzles to be quickly and easily exchanged and also improves the rate of thermal transfer from the desoldering head to the desoldering nozzle providing the tools with a faster heat up time and recovery rate. Additionally, because there are no threads in the head to block, maintenance and costs are reduced.

Desoldering nozzles with threadless fixture system for DSX 80 and DXV 80

Order-no.	Model	Description	Outer Ø	Inner Ø	Nozzle Length	
T005 13 140 00 T005 13 140 10	**DX 110**	Nozzle (1 piece) (10 pieces)	1,9 mm	0,7 mm	25 mm	
T005 13 141 00 T005 13 141 10	**DX 111**	Nozzle (1 piece) (10 pieces)	2,5 mm	0,7 mm	25 mm	
T005 13 142 00 T005 13 142 10	**DX 112**	Nozzle (1 piece) (10 pieces)	2,3 mm	1,0 mm	25 mm	
T005 13 143 00 T005 13 143 10	**DX 113**	Nozzle (1 piece) (10 pieces)	2,5 mm	1,2 mm	25 mm	
T005 13 150 00 T005 13 150 10	**DX 113HM**	Nozzle (1 piece) with improved thermal transfer (10 pieces)	2,5 mm	1,2 mm	25 mm	
T005 13 144 00 T005 13 144 10	**DX 114**	Nozzle (1 piece) (10 pieces)	3,3 mm	1,8 mm	25 mm	
T005 13 145 00 T005 13 145 10	**DX 115**	Nozzle (1 piece) (10 pieces)	1,9 mm	0,7 mm	29 mm	
T005 13 146 00 T005 13 146 10	**DX 116**	Nozzle (1 piece) (10 pieces)	2,7 mm	1,2 mm	29 mm	
T005 13 147 00 T005 13 147 10	**DX 117**	Nozzle (1 piece) (10 pieces)	2,9 mm	1,5 mm	25 mm	
T005 13 148 00 T005 13 148 10	**DX 118**	Nozzle (1 piece) (10 pieces)	1,5 mm	0,7 mm	23 mm	
T005 13 151 00 T005 13 151 10	**DX 119**	Needle tiplet (1 piece) with unwettable stainless steel tube for removal of solder bridges in connection with hot air pencil (10 pieces)	1,1 mm	0,7 mm	33 mm	
T005 13 152 00 T005 13 152 10	**DX 120**	Nozzle (1 piece) without inside tube for cleaning SMD pads. (10 pieces)	2,5 mm	1,1 mm	22 mm	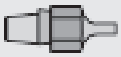
T005 13 153 99		Measuring nozzle	3,3 mm	0,55 mm	21,5 mm	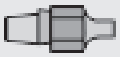
T005 87 067 94		Conus insert cleaning tool				
T005 13 790 99		Nozzle -Set DX 110 - DX 115				

www.labem.pl

DS Desoldering nozzles

Desoldering nozzles with thread for DS 22, DS 80 and DSV 80

Order-no.	Model	Description	Outer Ø	Inner Ø	Nozzle Length	
T005 13 510 99*	**DS 110**	Nozzle	1,9 mm	0,7 mm	18 mm	
T005 13 532 99*	**DS 110HM**	Nozzle with improved heat transfer	1,9 mm	0,7 mm	18 mm	
T005 13 511 99*	**DS 111**	Nozzle	2,5 mm	0,7 mm	18 mm	
T005 13 512 99*	**DS 112**	Nozzle	2,3 mm	1,0 mm	18 mm	
T005 13 533 99*	**DS 112HM**	Nozzle with improved heat transfer	1,9 mm	0,9 mm	18 mm	
T005 13 513 99*	**DS 113**	Nozzle	2,5 mm	1,2 mm	18 mm	
T005 13 530 99*	**DS 113HM**	Nozzle with improved heat transfer	2,5 mm	1,2 mm	18 mm	
T005 13 514 99*	**DS 114**	Nozzle	3,3 mm	1,8 mm	18 mm	
T005 13 515 99*	**DS 115**	Nozzle	1,9 mm	0,7 mm	24,5 mm	
T005 13 516 99*	**DS 116**	Nozzle	2,7 mm	1,2 mm	24,5 mm	
T005 13 550 99*	**DS 117**	Nozzle	2,9 mm	1,5 mm	18 mm	
T005 13 551 99*	**DS 118**	Nozzle	1,5 mm	0,7 mm	18 mm	
T005 13 527 99*	**DS 119**	Needle tiplet with unwettable stainless steel tube for removal of solder bridges in connection with hot air pencil	1,9 mm	0,7 mm	26 mm	
T005 13 552 99*	**DS 120**	Nozzle without inside tube, for cleaning SMD pads	2,5 mm	1,1 mm	15,5 mm	
T005 24 749 99*		Measuring nozzle	3,3 mm	0,55 mm	18 mm	
T005 13 770 99*		Nozzle-Set DS 110 - DS 115				

*Discontinuation

www.labem.pl

Cleaning set for DS + DX nozzles

Order-no.	Description
T005 13 500 99	**Cleaning set complete** for cleaning desoldering nozzles and for nozzle exchange
consists of: T005 87 488 61 T005 13 501 99	 Handle Replacement needle set 0,6 mm / 0,9 mm / 1,4 mm / 1,9 mm
consists of: T005 13 502 99 T005 13 503 99	 Replacement needle set je 1 x 1,9 mm,3 x 0,9 mm Replacement needle set ,je 1 x 1,9 mm,3 x 0,5 mm
Cone Cleaner T005 87 067 94	 Cone insert – Cleaning tool

Order-no.	Description
T005 87 658 01	PDN **Pliers for changing nozzles**

- For DX, XDS and XDSL nozzles
- Simple, safe and fast change of Weller desoldering nozzles.
- Especially designed grip for changing the nozzle without damaging the soldering tool.
- Ergonomic design for easy handling.
- ESD safe soft grip. For all ESD work places.
- Save and easy embracement for professional desoldering nozzle change.
  fachgerechten Wechsel der Entlötdüse
- Highest Weller product quality for long lifetime. Made in Germany.
- Fast cleaning process saves maintenance costs.

www.labem.pl

XDS Desoldering nozzle series
Desoldering nozzles for DSX 120, WXDP 120, WXDV 120

Order-no.	Model	Description	Inner Ø	Outer Ø	Nozzle Length
T005 13 250 99 T005 13 250 10	**XDS 1**	Nozzle (1 piece) (10 pieces)	1,4 mm	2,5 mm	10,5 mm
T005 13 251 99 T005 13 251 10	**XDS 2**	Nozzle (1 piece) (10 pieces)	3,0 mm	5,3 mm	10,5 mm
T005 13 252 99 T005 13 252 10	**XDS 3**	Nozzle (1 piece) (10 pieces)	1,0 mm	2,3 mm	10,5 mm
T005 13 253 99 T005 13 253 10	**XDS 4**	Nozzle (1 piece) (10 pieces)	1,2 mm	2,5 mm	10,5 mm
T005 13 254 99 T005 13 254 10	**XDS 5**	Nozzle (1 piece) (10 pieces)	1,8 mm	3,3 mm	10,5 mm
T005 13 255 99 T005 13 255 10	**XDS 6**	Nozzle (1 piece) (10 pieces)	0,7 mm	1,9 mm	16,5 mm
T005 13 256 99 T005 13 256 10	**XDS 7**	Nozzle (1 piece) (10 pieces)	1,2 mm	2,7 mm	16,5 mm
T005 13 257 99 T005 13 257 10	**XDS 8**	Nozzle (1 piece) (10 pieces)	1,5 mm	2,9 mm	10,5 mm
T005 13 258 99	**XDS 9**	Measuring tip (1 piece)			
T005 13 259 99 T005 13 259 10	**XDSL 1**	Nozzle (1 Stück) (10 Stück)	1,4 mm	2,5 mm	10,5 mm
T005 13 260 99 T005 13 260 10	**XDSL 2**	Nozzle (1 piece) (10 piece)	3,0 mm	5,3 mm	10,5 mm
T005 13 261 99 T005 13 261 10	**XDSL 3**	Nozzle (1 Stück) (10 Stück)	1,0 mm	2,3 mm	10,5 mm
T005 13 262 99 T005 13 262 10	**XDSL 4**	Nozzle (1 piece) (10 Stück)	1,2 mm	2,5 mm	10,5 mm
T005 13 263 99 T005 13 263 10	**XDSL 5**	Nozzle (1 piece) (10 Stück)	1,8 mm	3,3 mm	10,5 mm
T005 13 264 99 T005 13 264 10	**XDSL 6**	Nozzle (1 piece) (10 piece)	0,7 mm	1,9 mm	16,5 mm
T005 13 265 99 T005 13 265 10	**XDSL 7**	Nozzle (1 Stück) (10 piece)	1,2 mm	2,7 mm	16,5 mm
T005 13 266 99 T005 13 266 10	**XDSL 8**	Nozzle (1 piece) (10 piece)	1,5mm	2,9 mm	10,5 mm

Maintenance tool for XDS Nozzles

- T005XXXXX99 = 1 Piece
- T005XXXXX10 = 10 Pieces

Order-no.	Description
T005 87 657 73	**Cleaning Set complete**
T005 87 657 72	Cone Cleaner

www.labem.pl

Hot air nozzles for HAP 1, HAP 200 and WXHAP 200

Order-no.	Model	Description	Width A	Thickness B
T005 87 617 28		Adapter M6 for HAP 200		
T005 87 277 74	**F02**	Flat nozzle	8,0 mm	1,5 mm
T005 87 277 73	**F04**	Flat nozzle	10,5 mm	1,5 mm
T005 87 277 72	**F06**	Flat nozzle	12,0 mm	1,5 mm

Hot air nozzles for HAP 1, HAP 200 and WXHAP 200

Order-no.	Model	Description	Diameter D	Distance C	Length C
T005 87 278 23	**R02**	Round nozzle	Ø 0,8 mm		
T005 87 278 21	**R04**	Round nozzle	Ø 1,2 mm		
T005 87 278 22	**R06**	Round nozzle	Ø 3,0 mm		
T005 87 277 87	**R10**	Round nozzle long	Ø 2,0 mm		50 mm
T005 87 277 86	**R08**	Round nozzle long bent	Ø 2,0 mm		50 mm
T005 87 277 76	**FD2**	Dual nozzle	Ø 1,5 mm	8 mm	
T005 87 277 75	**FD4**	Dual nozzle	Ø 1,5 mm	10 mm	

www.labem.pl

Hot air nozzles for HAP 1, HAP 200 and WXHAP 200 2 sides heated (Type D, Length X =heated side)

Order-no.	Model	Description	Length X	Width Y	
T005 87 277 79	**D04**	Hot air nozzle, 2 sides heated with pre-heating plate	10,5 mm	10,5 mm	
T005 87 277 82	**D06**	Hot air nozzle, 2 sides heated with pre-heating plate	13,0 mm	10,0 mm	
T005 87 277 81	**D08**	Hot air nozzle, 2 sides heated with pre-heating plate	15,0 mm	10,0 mm	
T005 87 277 84	**D10**	Hot air nozzle, 2 sides heated with pre-heating plate	18,0 mm	10,0 mm	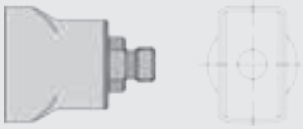

Hot air nozzles for HAP 1, HAP 200 and WXHAP 200 4 sides heated (Type Q)

Order-no.	Model	Description	Length X	Width Y	
T005 87 277 77	**Q02**	Hot air nozzle, 4 sides heated	6,0 mm	6,5 mm	
T005 87 277 78	**Q04**	Hot air nozzle, 4 sides heated	6,0 mm	9,0 mm	
T005 87 277 80	**Q06**	Hot air nozzle, 4 sides heated with pre-heating plate	15,0 mm	10,0 mm	
T005 87 277 83	**Q08**	Hot air nozzle, 4 sides heated with pre-heating plate	12,5 mm	15,0 mm	
T005 87 278 12	**SK709**	Hot air nozzle, 4 sides heated with pre-heating plate	12,0 mm	12,0 mm	
T005 87 277 85	**Q10**	Hot air nozzle, 4 sides heated with pre-heating plate	18,0 mm	18,0 mm	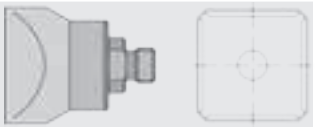
T005 87 278 08	**R01**	Measuring nozzle for calibration			

www.labem.pl

- The ND and NQ nozzles have an integrated pre-heating plate for pre-heating components by means of contact heat. Air outlet slots are located around the plate with a width of approx. 1 mm for the hot air.

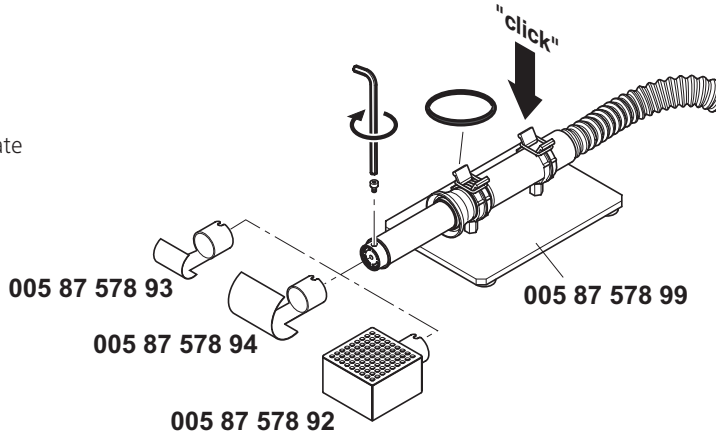

Hot air nozzles for HAP 3000 (WHA 3000P / V), HAP 2 (WHA 2000) and HAP 3 (WHA 700, WHA 300)

Order-no.	Model	Description	Diameter Ø	
T005 87 368 81	**NR04**	Round nozzle, without vacuum	Ø 2,5 mm	
T005 87 368 67	**NR05**	Round nozzle, without vacuum	Ø 4,0 mm	
T005 87 368 70	**NR10**	Round nozzle, without vacuum	Ø 7,0 mm	
T005 87 507 70	**NRV07**	Hot air nozzle with vacuum for small components	Ø 7,0 mm	
T005 87 507 72	**NRV10**	Hot air nozzle with vacuum for small components	Ø 10,0 mm	
T005 87 507 74	**NRV12**	Hot air nozzle with vacuum for small components	Ø 12 mm	
T005 87 368 82	**NR02**	Round nozzle, bent without vacuum	Ø 1,7 mm x 45°	
T005 87 507 65	**NR06**	Round nozzle, bent without vacuum	Ø 6,0 mm x 45°	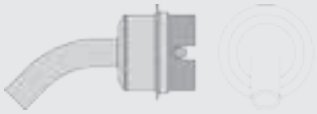
T005 87 368 83	**DR05**	Dual nozzle round, without vacuum	2 x Ø 2,5 mm	

www.labem.pl

2 sides heated (Type ND, Width X = heated side)

Order-no.	Model	Description	Length X	Width Y	
T005 87 368 43	**ND05**	Hot air nozzle, 2 sides heated	10,7 mm	10,7 mm	
T005 87 368 42	**ND 10**	Hot air nozzle, 2 sides heated	14,0 mm	10,0 mm	
T005 87 368 41	**ND 15**	Hot air nozzle, 2 sides heated	19,0 mm	12,0 mm	
T005 87 368 40	**ND 20**	Hot air nozzle, 2 sides heated	21,5 mm	14,8 mm	
T005 87 369 32	**ND SK535/A**	Hot air nozzle, without edge for thin components	8,5 mm	20,0 mm	
T005 87 369 33	**ND SK535/B**	Hot air nozzle, without edge for thin components	10,5 mm	20,0 mm	
T005 87 507 34	**ND SK699**	Hot air nozzle, without edge for thin components	12,5 mm	20,0 mm	
T005 87 369 34	**ND SK535/C**	Hot air nozzle, without edge for thin components	14,0 mm	20,0 mm	

www.labem.pl

Four sides heated (Type NQ)

Order-no.	Model	Description	Length X	Width Y	
T005 87 368 39	**NQ05**	Hot air nozzle, 4 sides heated	10,7 mm	10,7 mm	
T005 87 368 38	**NQ15**	Hot air nozzle, 4 sides heated	14,5 mm	10,0 mm	
T005 87 368 18	**NQ10**	Hot air nozzle, 4 sides heated	14,8 mm	14,8 mm	
T005 87 368 37	**NQ20**	Hot air nozzle, 4 sides heated	15,5 mm	13,0 mm	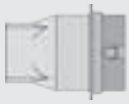
T005 87 368 14	**NQ25**	Hot air nozzle, 4 sides heated	18,0 mm	18,0 mm	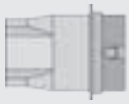
T005 87 507 21	**NQ30**	Hot air nozzle, 4 sides heated	17,5 mm	23,5 mm	
T005 87 368 07	**NQ35**	Hot air nozzle, 4 sides heated	20,5 mm	20,5 mm	
T005 87 368 80	**NQ**	Hot air nozzle, 4 sides heated	24,0 mm	12,0 mm	
T005 87 368 04	**NQ40**	Hot air nozzle, 4 sides heated	26,0 mm	26,0 mm	
T005 87 368 33	**NQ45**	Hot air nozzle, 4 sides heated	31,3 mm	31,3 mm	
T005 87 368 91	**NQ50**	Hot air nozzle, 4 sides heated	36,0 mm	36,0 mm	
T005 87 368 90	**NQ55**	Hot air nozzle, 4 sides heated	43,0 mm	43,0 mm	

www.labem.pl

4 sides heated (Type NQ) continuation

Order-no.	Model	Description	Length X	Width Y	
T005 87 507 41	**NQT 10**	Hot air nozzle, 4 sides heated, without protruding edge for thin components	14,8 mm	14,8 mm	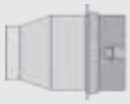
T005 87 507 42	**NQT25**	Hot air nozzle, 4 sides heated, without protruding edge for thin components	18,0 mm	18,0 mm	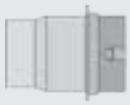
T005 87 507 39	**NQT**	Hot air nozzle, 4 sides heated, without protruding edge for thin components	22,0 mm	22,0 mm	
T005 87 368 75	**NA 20**	Measuring nozzle for calibration			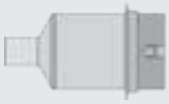

Special tips on request

Pre heating nozzle for HAP 3

Order-no.	Description
T005 87 578 92	Pre heating nozzle for HAP 3

Multi rest

Order-no.	Description
T005 15 048 99	Multi rest for nozzle NR, ND NQ

Rubber insert for CSF heads (spare)

Order-no.	Description	
T005 87 137 99 T005 87 137 98	Ø 4,5 mm, 10 pieces Ø 10,0 mm, 10 pieces	

www.labem.pl

- The patented hot air nozzles of the WQB rework systems, coupled with digital control of the hot air temperature and its flow rate provide an even convective heating of the component. This in turn ensures reatability of the reflow process.

Hot air nozzle for WQB 4000SOPS

Order-no.	Nozzle housing inside	Nozzle housing outside
T005 87 479 47	7,6 x 7,99 mm	8,6 x 8,9 mm
T005 87 479 43	6,5 x 6,5 mm	7,5 x 7,5 mm
T005 87 479 45	8,5 x 8,5 mm	9,5 x 9,5 mm
T005 87 479 61	8,5 x 10,6 mm	9,5 x 11,6 mm
T005 87 549 67	10,0 x 10,0 mm	11,0 x 11,0 mm
T005 87 478 48	12,0 x 12,0 mm	13,0 x 13,0 mm
T005 87 479 04	13,5 x 13,5 mm	14,3 x 14,3 mm
T005 87 479 35	15,5 x 15,5 mm	16,5 x 16,5 mm
T005 87 478 93	15,0 x 11,0 mm	16,0 x 12,0 mm
T005 87 548 36	18,5 x 10,0 mm	19,5 x 11,0 mm
T005 87 479 77	15,5 x 23,5 mm	16,5 x 24,5 mm
T005 87 478 33	18,0 x 18,0 mm	20,0 x 20,0 mm
T005 87 547 70	21,0 x 21,0 mm	23,0 x 23,0 mm
T005 87 548 20	22,0 x 22,0 mm	24,0 x 24,0 mm
T005 87 477 64	25,0 x 25,0 mm	27,0 x 27,0 mm
T005 87 479 93	27,0 x 23,0 mm	29,0 x 25,0 mm
T005 87 478 50	27,0 x 27,0 mm	29,0 x 29,0 mm
T005 87 479 27	29,0 x 29,0 mm	31,0 x 31,0 mm
T005 87 479 99	28,0 x 32,0 mm	30,0 x 34,0 mm
T005 87 479 06	33,0 x 33,0 mm	35,0 x 35,0 mm
T005 87 548 87	35,0 x 35,0 mm	37,0 x 37,0 mm
T005 87 477 53	37,0 x 37,0 mm	39,0 x 39,0 mm
T005 87 478 71	39,5 x 39,5 mm	41,5 x 41,5 mm
T005 87 478 74	42,0 x 42,0 mm	44,0 x 44,0 mm
T005 87 549 03	45,0 x 11,0 mm	47,0 x 13,0 mm
T005 87 477 63	46,0 x 46,0 mm	48,0 x 48,0 mm
T005 87 479 16	47,0 x 47,0 mm	49,0 x 49,0 mm
T005 87 479 41	49,0 x 49,0 mm	51,0 x 51,0 mm
T005 87 479 85	57,0 x 18,5 mm	59,0 x 20,0 mm

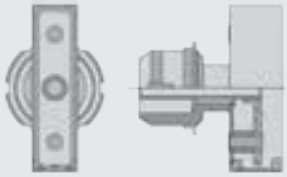

Special sizes on request

www.labem.pl

www.labem.pl

“Power is nothing without control...“

Flexible solutions

- Wide accessory program - analog or digital power units, torque tester, tool connection cables as well as a large bit portfolio

www.labem.pl

Operational safety and environment pollution

- Noise level as of standard conversations (below emission level in hospitals during day duty)
- Ergonomic unit
- Light and compact
- ESD safe
- No emission
- No harmful carbon dust due to brushless motor

ESD

Low running costs

- Brushless, maintenance free motor
- Compatible units
- Analog and digital power units, clutch systems or electronic screwdrivers - all tools are compatible and for different applications

www.labem.pl

WTS A

■ Digital Power Unit

WTS D

■ Digital Power Unit

Photo similar

WBTS12L

Photo similar

WBTS35L

Photo similar

WTBS35ECL

Photo similar

WBTS12P

Photo similar

WBTS35P

Accessories

■ WAH12

■ WAH35

■ WBAL

■ WCAB5M

■ WCAB5MS

■ WTT5

Technical data

WTS A

WTS D

Mains supply voltage	100 - 240 VAC	
Speed control	from 60% to 100% of nominal speed	
Display	no	LED
Operation panel	Simply rotary dial adjustment	Text display
Torque range display	no	yes
Order-No.	T005 39 016 99	T005 39 006 99

	Photo similar WBTS12L	Photo similar WBTS35L	Photo similar WBTS35ECL	Photo similar WBTS12P	Photo similar WBTS35P
Rotational speed	650 UpM	800 UpM	800 UpM	650 UpM	800 UpM
Start	Lever start	Lever start	Lever start	Push to start	Push to start
Torque range	0,05 - 1,2Nm	0,5 - 3,5 Nm	0,5 - 3,5 Nm	0,05 - 1,2Nm	0,5 - 3,5Nm
For use with 1/4" bits	1/4"	1/4"	1/4"	1/4"	1/4"
Brushless, maitenance free motor	yes	yes	yes	yes	yes
Right and left rotation	yes	yes	yes	yes	yes
Low noise	<55dBA	<55dBA	<55dBA	<55dBA	<55dBA

www.labem.pl

WTS A

- Simply rotary dial adjustment
- Soft start capability
  - ramp from 0 to 2 sec.
- ESD compliant housing

Order-No.	Model	Description
T005 39 016 99	**WTS A**	Analogue Power Unit

WTS D

- Easy operation with text display and simple programming, multiple languages
- Soft start capability - ramp from 0 to 2 sec.
- Suitable for complex tightening applications
- ESD compliant housing

Order-No.	Model	Description
T005 39 006 99	**WTS D**	Digital Power Unit, recommended ECL Electric Screwdriver

www.labem.pl

WBTS12L Electric Screwdriver

- Lever start
- Torque setting via clutch spring compression

Photo similar

Order-No.	Model	Description
T005 39 091 99	**WBTS12L**	Electric Screwdriver with lever start and 8-pin interface cable, connecting cable 2,5 m

WBTS35L Electric Screwdriver

- Lever start
- Torque setting via clutch spring compression

Photo similar

Order-No.	Model	Description
T005 39 093 99	**WBTS35L**	Electric Screwdriver with lever start and 8-pin interface cable, connecting cable 2,5 m

WBTS35ECL Electric Screwdriver

- Lever start
- Torque setting via digital controller

Photo similar

Order-No.	Model	Description
T005 39 095 99	**WBTS35ECL**	Electric Screwdriver with lever start and 8-pin interface cable, connecting cable 2,5 m

WBTS12P Electric Screwdriver

- Push to start
- Torque setting via clutch spring compression

Photo similar

Order-No.	Model	Description
T005 39 092 99	**WBTS12P**	Electric Screwdriver push to start and 8-pin interface cable, connecting cable 2,5 m

WBTS35P Electric Screwdriver

- Push to start
- Torque setting via clutch spring compression

Photo similar

Order-No.	Model	Description
T005 39 094 99	**WBTS35P**	Electric Screwdriver push to start and 8-pin interface cable, connecting cable 2,5 m

www.labem.pl

WAH12 Angle head

- Especially for tight work spaces

Order-No.	Model	Description
T005 87 677 01	**WAH12**	90° Angle head for WBTS12L

WAH35 Angle head

- Especially for tight work spaces

Order-No.	Model	Description
T005 87 677 02	**WAH35**	90° Angle head for WBTS35L

WBAL Balancer

- Working load limit from 0,4 to 1,0 kg

Order-No.	Model	Description
T005 87 677 03	**WBAL**	Balancer

www.labem.pl

WCAB5M Connecting cable

- Flexible connecting cable

Order-No.	Model	Description
T005 87 677 04	**WCAB5M**	Connecting cable 5 m, 8-pin

WCAB5MS Connecting cable

- Flexible connecting cable with twist

Order-No.	Model	Description
T005 87 677 05	**WCAB5MS**	Connecting cable with twist 5 m, 8-pin

WTT5 Torque tester

- Tester for screwdriver calibration
- 3 units of torque measurements
- Automatic shut down
- 2 Display mode selectable
- Battery powered or power supply

Order-No.	Model	Description
T005 87 677 06	**WTT5**	Torque tester from 0,2 until 5 Nm

www.labem.pl

Phillips®-Bits

■ 1/4" Hex Insert Bits - Limited Clearance

Order-No.	Point Size	Overall Length Inch	Overall Length mm	Turned Length (A) Inch	Turned Length (A) mm	Turned OD (B) Inch	Turned OD (B) mm
446-0X	0	1	25	7/16	11	0,108	4,06
446-1X	1	1	25	7/16	11	0,108	4,06
446-2X	2	1	25	7/16	11	0,108	4,06

Pozidriv® Bits

■ 1/4" Hex Insert Bits



Order-No.	Point Size	Overall Length Inch	Overall Length mm	Turned Length (A) Inch	Turned Length (A) mm	Turned OD (B) Inch	Turned OD (B) mm
440-1-PZDX	1	1	25				
440-2-PZDX	2	1	25				
440-215-PZDX	2	11/2	38				
440-22-PZDX	2	2	51				
440-3-PZDX	3	1	25				
440-4-PZDX	4	11/4	32				
446-1-PZDX *	1	1	25	7/16	11	0,18	4,6
446-2-PZDX *	2	1	25	7/16	11	0,18	4,6

www.labem.pl

Slotted Bits

■ 1/4" Hex Insert Bits - Limited Clearance

Order-No.	Screw Size	Length Inch	Length mm	Blade Thickness Inch	Blade Thickness mm	Blade Width Inch	Blade Width mm
445-000X	1F-2R	1	25	,021	,53	,125	3,2
445-00X	2F-3R	1	25	,025	,64	,140	3,6
445-0X	3F-4R	1	25	,030	,76	,154	3,9
445-10X	4F-5R	1	25	,034	,86	,185	4,7
445-20X	5F-6R	1	25	,036	,91	,216	5,5
445-30X	6F-7R	1	25	,038	,97	,248	6,3

Torx® Bits

■ 1/4" Hex Insert Bits

Order-No.	Point Size	Overall Length Inch	Overall Length mm
440-TX-05X	T-5	1	25
440-TX-06X	T-6	1	25
440-TX-07X	T-7	1	25
440-TX-08X	T-8	1	25
440-TX-09X	T-9	1	25
440-TX-10X	T-10	1	25
440-TX-15X	T-15	1	25
440-TX-20X	T-20	1	25
440-TX-25X	T-25	1	25
440-TX-27X	T-27	1	25
440-TX-30X	T-30	1	25
440-TX-40X	T-40	1	25

www.labem.pl

Socket Head Bits

■ 1/4" Hex Insert Bits - Metric

Order-No.	Point Size	Overall Length Inch	mm
185-1.5MM	1,5 mm	1	25
185-2MM	2,0 mm	1	25
185-2.5MM	2,5 mm	1	25
185-3MM	3,0 mm	1	25
185-4MM	4,0 mm	1 5/16	33
185-5MM	5,0 mm	1 5/16	33
185-6MM	6,0 mm	1 5/16	33
185-7MM	7,0 mm	1 1/4	32
185-8MM	8,0 mm	1 1/4	32
185-9MM	9,0 mm	1 1/4	32
185-10MM	10,0 mm	1 1/4	32

Bit Holder

■ Hex Drive for 1/4" Hex Inserts

Order-No.	Size	Overall Length mm
M-490-2	2	51 Magnetic
M-490-NR	2 31/32	75 Magnetic; No lock ring
M-490	2 31/32	75 Magnetic
M-497	3 3/32	Magnetic; 3/8" (9,5 mm) reduced dia.

www.labem.pl

Slotted Drive

■ 1/4" Hex Power Drive

Order-No.	Screw Size	Length		Blade Thickness		Blade Width / Body Ø	
		Inch	mm	Inch	mm	Inch	mm
320-000X	1F-2R	1 15/16	49	,022	,56	,122	3,10
326-000X	1F-2R	2 3/4	70	,022	,56	,122	3,10
320-00X	2F-3R	1 15/16	49	,026	,66	,134	3,40
326-00X	2F-3R	2 3/4	70	,026	,66	,134	3,40
320-0X	3F-4R	1 15/16	49	,030	,76	,151	3,84
326-0X	3F-4R	2 3/4	70	,030	,76	,151	3,84
320-1X	4F 6R	1 15/16	49	,034	,86	,187	4,75
326-1X	4F-5R	2 3/4	70	,034	,86	,187	4,75
320-20X	5F-6R	1 15/16	49	,036	,91	,215	5,46
326-20X	5F-6R	2 3/4	70	,036	,91	,215	5,46
320-2X	5F-6R	1 15/16	49	,036	,91	,250	6,35
326-2X	5F-6R	2 3/4	70	,036	,91	,250	6,35

www.labem.pl

Socket Head Drive

■ 1/4" Hex Power Drive - Metric

Order-No.	Point Size	Overall Length Inch	Overall Length mm
AM-1.5MM	1,5 mm	1 15/16	49
AM-2MM	2,0 mm	1 15/16	49
AM-2.5MM	2,5 mm	1 15/16	49
AM-3MM	3,0 mm	1 15/16	49
AM-3MM-3	3,0 mm	3	76
AM-3MM-4	3,0 mm	4	102
AM-4MM	4,0 mm	1 15/16	49
AM-5MM	5,0 mm	1 15/16	49
AM-5MM-4	5,0 mm	4	102
AM-6MM	6,0 mm	1 15/16	49
AM-6MM-4	6,0 mm	4	102
AM-7MM	7,0 mm	1 15/16	49
AM-8MM	8,0 mm	1 15/16	49
AM-10MM	10,0 mm	1 15/16	49

Pozidriv®-Drive

■ 1/4" Hex Power Drive

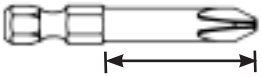

Order-No.	Size	Overall Length Inch	Overall Length mm	Body Ø Inch	Body Ø mm	Turned Length Inch	Turned Length mm
491-PZDX	1	1 15/10	49	3/10	4,6	1 1/4	32
491-A-PZDX	1	2 3/4	70	3/16	48	2	51
492-PZDX	2	1 15/16	49	1/4	6,4	1 1/4	32
492-A-PZDX	2	2 3/4	70	1/4	6,4	2	51
493-PZDX	3	1 15/16	49	5/16	7,9	1	25
493-A-PZDX	3	2 3/4	70	5/16	7,9	1 3/4	44

www.labem.pl

Torx® Drive

■ 1/4" Hex Power Drive

Order-No.	Driver Size	Body Ø mm	Overall Length Inch	Overall Length mm
49-TX-05	T5	3,0	1 15/16	49
49-A-TX-05	T-5	3,0	2 3/4	70
49-TX-06	T-6	3,0	1 15/16	49
49-A-TX-06	T-6	3,0	2 3/4	70
49-TX-07	T-7	3,0	1 15/16	49
49-A-TX-07	T-7	3,0	2 3/4	70
49-A-TX-08	T-8	3,0	2 3/4	70
49-TX-09	T-9	3,0	1 15/16	49
49-A-TX-09	T-9	3,0	2 3/4	70
49-TX-10	T-10	3,8	1 15/16	49
49-A-TX-10	T-10	3,8	2 3/4	70
49-TX-15	T-15	3,8	1 15/16	49
49-A-TX-15	T-15	3,8	2 3/4	70
49-TX-20	T-20	4,3	1 15/16	49
49-A-TX-20	T-20	4,3	2 3/4	70
49-TX-25	T 25	4,0	1 15/16	49
49-B-TX-25	T-25	4,9	3 1/2	89
49-TX-27	T-27	5,5	1 15/16	49
49-B-TX-27	T 27	5,5	3 1/2	89
49-TX-30	T-30	6,0	1 15/16	49
49-B-TX-30	T-30	6,0	3 1/2	89
49-TX-40	T 40	7,8	1 15/16	49
49-B-TX-40	T-40	7,8	3 1/2	89

www.labem.pl

Phillips® Drive

■ 1/4" Hex Power Drive

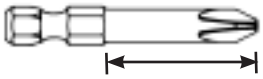

Order-No.	Point Size	Overall Length		Body Ø		Turned Length	
		Inch	mm	Inch	mm	Inch	mm
4910X	0	1 15/16	49	1/8	3,2	1 1/4	32
4910-AX	0	2 3/4	70	1/8	3,2	2	51
491X	1	1 15/16	49	3/16	4,8	1 1/4	32
491-AX	1	2 3/4	70	3/16	4,8	2	51
492X	2	1 15/16	49	1/4	6,4	1 1/4	32
492-AX	2	2 3/4	70	1/4	6,4	2	51
493X	3	1 15/16	49	5/16	7,9	1	25
493-AX	3	2 3/4	70	5/16	7,9	1 3/4	44

www.labem.pl

380 350
°C
Weller
LÖTSTATION
SOLDERING STATION
STATION DE SOUDAGE
STAZIONE DI SALDATURA
ESTACIÓN DE SOLDAR

www.labem.pl

Less is more ...

TIMER
1 1 0 6
X X . X X
INCREASE
VACUUM
KDS 824A Deluxe Shot Meter
ON
MANUAL
OFF
TIMED
ACCESSORY REGULATOR
Weller
TIMED REGULATOR
ACCESSORY AIR
TIMED AIR

Easy handling

- reduced sources of errors due to manual control
- dispensing time via potentiometer
- protection against pollution
- vacuum technology for drop stop

Easy equipment selection

- the adequate dispenser for every application
- 2 versions of dispenser, 1 or 2 channel
- tremendous economy of consumables
- quick overview and selection of accessories

www.labem.pl

KDS824A

- Shot time duration adjustable from 0,01 to 99,99 seconds
- Vacuum feature prevents dripping
- Electrically actuated foot pedal
- One channel without time controlled air

Order No.	Model	Description
T0053163699	**KDS824A**	Deluxe Shot Meter 230V/120V

KDS834A

- Hot time duration adjustable from 0,01 to 99,99 seconds
- Vacuum feature prevent dripping
- Electrically actuated foot pedal

Order No.	Model	Description
T0053165699	**KDS834A**	Economy Shot Meter 230V/120V

KDS806V

- Basic ON-OFF function
- Foot actuated for excellent ergonomics
- Works on compressed air input only, no electricity required
- 0-100 PSI regulator and gauge
- Vacuum feature prevents dripping

Order No.	Model	Description
KDS806V	**KDS806V**	Foot Valve with Vacuum

www.labem.pl

Vacuum Pick-up wand

KDS301

- Attaches to the air accessory port of the KDS824A
- A finger control on the wand allows an easily pick up of small components
- Comes with three sizes of conductive suction cups KDS260S (3,2 mm), KDS260M (6,3 mm), KDS260L (9,5 mm)

Order No.	Model	Description
KDS301	**KDS301**	Vacuum Pick-up Wand

Spare Parts Suction Cups KDS301

Order No.	Model	Description
KDS260S	**KDS260S**	Suction Cup Small 3,2 mm for KDS301
KDS260M	**KDS260M**	Suction Cup Medium 6,3 mm for KDS301
KDS260L	**KDS260L**	Suction Cup Large 9,5 mm for KDS301

www.labem.pl

- Unique design works with all manufacturer´s syringes
- 360° swivel on adapter head for ease of motion
- Use with single component, two part, self-leveling and non-self-leveling materials

Syringe Adapters

Metal Adapters Assemblies (universal)

- Metal syringe adapter with 6" (2 m) air line and fitting
- Plugs directly into any shot meters
- Fittes all syringes usual in trade

Order No.	Size	Airline Diameter Inch	mm	Pack quantity
KDS805S6	5CC	3/32"	2,4	1
KDS810S6	10CC	3/32"	2,4	1

Miscellaneous Accessories

Order No.	Description
KDS816	Syringe Holder Stand

www.labem.pl

Needles

Stainless Steel Plastic Hub Dispensing Needles

Order No.	Description	Gauge	Inside Ø Inch	Inside Ø mm	Outside Ø Inch	Outside Ø mm	Length Inch	Length mm	Colour	Pack quantity
KDS1412P	Threaded Hub Needle	14	0,067	1,70	0,083	2,11	1/2	12,70	dark green	50
KDS141P	Threaded Hub Needle	14	0,067	1,70	0,083	2,11	1	25,40	dark green	50
KDS1512P	Threaded Hub Needle	15	0,060	1,52	0,072	1,83	1/2	12,70	orange	50
KDS1612P	Threaded Hub Needle	16	0,053	1,35	0,064	1,63	1/2	12,70	purple	50
KDS161P	Threaded Hub Needle	16	0,053	1,35	0,064	1,63	1	25,40	purple	50
KDS16112P	Threaded Hub Needle	16	0,053	1,35	0,064	1,63	1 1/2	38,10	purple	50
KDS1712P	Threaded Hub Needle	17	0,045	1,14	0,060	1,52	1/2	12,70	white	50
KDS1812P	Threaded Hub Needle	18	0,038	0,97	0,050	1,27	1/2	12,70	pink	50
KDS181P	Threaded Hub Needle	18	0,038	0,97	0,050	1,27	1	25,40	pink	50
KDS1912P	Threaded Hub Needle	19	0,032	0,81	0,042	1,07	1/2	12,70	brown	50
KDS191P	Threaded Hub Needle	19	0,032	0,81	0,042	1,07	1	25,40	brown	50
KDS2012P	Threaded Hub Needle	20	0,026	0,66	0,035	0,89	1/2	12,70	yellow	50
KDS201P	Threaded Hub Needle	20	0,026	0,66	0,035	0,89	1	25,40	yellow	50
KDS2112P	Threaded Hub Needle	21	0,023	0,58	0,032	0,89	1/2	12,70	green	50
KDS2212P	Threaded Hub Needle	22	0,019	0,48	0,028	0,71	1/2	12,70	black	50
KDS221P	Threaded Hub Needle	22	0,019	0,48	0,028	0,71	1	25,40	black	50
KDS2312P	Threaded Hub Needle	23	0,017	0,43	0,025	0,64	1/2	12,70	light blue	50
KDS2512P	Threaded Hub Needle	25	0,012	0,30	0,020	0,51	1/2	12,70	blue	50
KDS3012P	Threaded Hub Needle	30	0,006	0,15	0,012	0,30	1/2	12,70	lavender	50
KDS660	Pieces Needle Kit									500
KDSSAMPLEPACK	Needle Sample Pack									5

Packages 1.000 pcs. on request

www.labem.pl

Tapered Tip Needles

Order No.	Description	Gauge	Inside Ø Inch	Inside Ø mm	Colour	Pack quantity
KDS14TNP	Taper Tip Needle	14	0,063	1,60	salmon	50
KDS16TNP	Taper Tip Needle	16	0,048	1,22	grey	50
KDS18TNP	Taper Tip Needle	18	0,034	0,86	green	50
KDS20TNP	Taper Tip Needle	20	0,024	0,61	pink	50
KDS22TNP	Taper Tip Needle	22	0,017	0,43	blue	50

www.labem.pl

Miscellaneous Accessories

Order No.	Description	Pack quantity
KDS825	Panel Mount Coupler	1
KDS900	Male Connector large Barb	5
KDS901	Female Connector for KDS301	1
TAL332CH	Air-line for syring adapter	1
APC5132CM	Air-line for KDS301	1

Contents

Erem Tools Precision Made in Switzerland	**232 – 233**

Tweezers	**234 – 257**
Erem impresses	236 – 237
Special applications	238 – 239
Tweezers with pointed tips	240 – 247
Tweezers with flat round tips	248
Tweezers with ergonomic handles	249
SMD tweezers	250 – 252
Locking gripping tweezers	253
Wafer tweezers	254 – 255
Cutting tweezers	255
Stripping tweezers	256
Extraction tweezers	257

Cutters	**258 – 299**
Erem impresses	262 – 263
Choosing the right tool	264 – 269
Special applications	270 – 271
Series 600 Micro cutters	272 – 275
Series 2400 MagicSense cutters	276 – 279
Series 500 Medium cutters	280 – 285
Series 800 Maxi cutters	286 – 289
Tungsten-carbide cutters	290 – 293
Special applications	294 – 295
Pneumatic side cutters and tip cutters	296 – 297
Distance cutters	298 – 299

www.labem.pl

Pliers	**300 – 313**
Erem pliers	302 – 307
Stripping pliers	308 – 309
Forming pliers	310 – 313

Special tools	**314 – 323**
IC and SMD tools	316 – 317
Fibre optic tools	318 – 319
Vacuum micromanipulator	320 – 323

Kits	**324 – 332**

Precision Made in Switzerland

The quality and performance of our Erem precision tools are the product of more than 40 years of development and know-how. Made in Switzerland, Erem tools are the result of constant product development and innovation to meet customer demands and the requirements of modern manufacturing techniques.

Constantly changing market developments encourage Erem to design and manufacture forward looking tools for applications in the fields of electronics, aviation / aero-space, biology, medical accessories, the watch industry and telecommunications.

Erem tools enjoy the deserved high reputation of Swiss precision manufacture and our expertise, combined with ease of use and operator comfort make them an ideal partner in global manufacturing processes.

Since 1963 Erem®
The genuine Swiss pliers & tweezers

www.labem.pl


103 ACA

Tweezers

Erem manufacture a wide range of tweezers.

The combination of expert manufacture, symmetry and balance give Erem tweezers their renowned reputation for precision and the highest quality.

- Pointed tips for precision work
- Ergonomically shaped handles prevent hand fatigue
- Large selection of matching SMD tweezers and cutting tweezers for individual applications

www.labem.pl

EREM
SWISS
EREM
SWISS
2aSA-SL

Erem impresses

Erem manufactures a wide range of precision tweezers. The range covers tweezers made from hardened steel, stainless steel, non-magnetic acid resistant stainless steel, titanium, brass, nickel silver and nickel-plated tweezers. Tweezer tips can be serrated or smooth metal, or made from synthetic ESD safe material to prevent damage to fragile surfaces.

In addition to SMD and stripping tweezers, the range includes special gripping tweezers, which enable particularly fine wires or insulated optical fibres to be held and manipulated.

Erem can make to order tweezers for specialised applications. The combination of precision-manufactured, symmetrical tips and perfect balance make Erem tweezers outstanding high-precision tools of the highest quality.

Material

The choice of which tweezers to use will depend as much on the material it is made from as the function it carries out:

Hardened steel

Tweezers made from hardened steel are typified by their particularly hard tips, which ensure great durability. The tweezers are magnetic and the material is not non-rusting.



Stainless steel

Tweezers made from stainless steel have robust tips and are non-rusting. The material is less hard than hardened steel.

Stainless-steel tweezers have the identification letter „S“ in their order numbers.

Erem special stainless steel

This alloy is non-magnetic. The tweezers are non-rusting, acid-proof and heat-resistant up to 300°C (512°F).

Tweezers made from special stainless steel tweezers have the identification letter „SA“ in their order numbers.

Titanium

Titanium tweezers are light weight and resistant to high temperatures.

www.labem.pl

Coating

Only Erem offers tweezers with a special Pyroplast coating.

Advantages:

- Heat-resistant up to 500°C (932°F), almost twice as high as Teflon® or Cralon
- No capillary effect on tips, e.g. while soldering (non-stick property)
- No contamination caused by positive or negative charge
- Water-resistant
- Radiation-resistant
- Thickness of coating 60-80 µ

The Pyroplast coating is not available on all Erem tweezers.

It is made to order and requires a minimum order quantity.

Please contact your nearest sales office for more information.

Ergonomic

Erem has developed a series of tweezers with ergonomic handles to reduce the risk of Repetitive Strain Injuries (RSI) to the hands.

The identification letter in the order number is „E".

Erem also offers two further innovative tweezers with ergonomically shaped handles:

- E15AGW cutting tweezers with hardened cutting edges for increased service life
- EOODSA precision tweezers with straight strong tips which are inside-serrated for secure handling

Advantages:

- Ergonomically shaped handles reduce Carpal Tunnel Syndrome (CTS) and early hand fatigue
- Two-color, thermally insulated soft-grip handles made from soft foam material ensure high user comfort
- Manufactured from non-magnetic, acid-proof and stainless steel alloy
- ESD-safe

Teflon® is a registered Trademark of E.I. Dupont de Nemours and Company

www.labem.pl

Special applications

The quality and performance of Erem precision tweezers are the result of more than 40 years of development and know-how.

Erem is one of the leaders in the development of high-precision tools for a wide variety of applications in electronics, aeronautical engineering, light engineering, telecommunications, laboratory technology, medicine and the jewelry, watchmaking and goldsmith industries.



Tweezers for biology and laboratory applications

Erem micro-tweezers are suitable for use in biology (e.g. model 5MBS, 5FSA or M5S).

These tweezers with very pointed tips enable confined spaces to be accessed and offer excellent visibility when performing precision work and when working under a microscope.

High precision tweezers are particularly suitable for analysis applications and the handling of tissues, fine threads and other very small objects.

www.labem.pl

Tweezers for use in the jewelry industry

These stainless steel tweezers with Teflon® coated tips (e.g. type 2ASASLT) are particularly suited for use in the jewelry industry. They are robust and the Teflon® coated tips are non stick.

Titanium tweezers type like 3CTA are also ideal for this application. Their lightweight maintains fingertip control over extended working periods and their resistance to high temperatures allows them to be used where gas flames might be encountered.

Tweezers for use in light engineering and dental applications



Erem offers special gripping pliers for appli-cations in light engineering. The lockable gripping tweezers type 940AS can withstand a tensile force of 5 kg and can securely hold small wires.

The stainless steel construction allows the tweezers to be sterilised in an autoclave.

www.labem.pl

Precision tweezers: Pointed tips straight

- For applications in microelectronics, jewelry-making, watchmaking, medicine and laboratory technology
- Suitable for delicate standard applications and precision work on small components or wires
- For all models with the suffix SA or SASL in the order number: Special stainless steel, non-magnetic, non-rusting, acid-proof, heat-resistant
- For all models with the suffix S in the order number: Stainless steel, robust tips, non-rusting, non-reflecting surface

80 mm/3.150 Inch

Model		Description
M5S	6 g 0.21 oz.	Micro-tweezers, very pointed tips, e.g. for precision work under a microscope.

108 mm/4.252 Inch

Model		Description
ACSA	16 g 0.56 oz.	Precision tweezers with serrated finger grips for secure handling. For precise bending and holding of components or wires.
20AS	12 g 0.42 oz.	Precision tweezers with serrated finger grips and inside-serrated tips for secure handling. Guide pin to avoid overlapping of tips. For precise bending and holding of components or wires.

www.labem.pl

Precision tweezers: Pointed tips straight

110 mm/4.331 Inch

Model		Description
3CS	11 g 0.39 oz.	Precision tweezers with long tips for precision work on printed-circuit boards.
3CSA	11 g 0.39 oz.	Precision tweezers, standard model for delicate work.
3CSASL	11 g 0.39 oz.	Same as 3CSA, but economy model.
3CTA	8 g 0.28 oz.	Model same as 3CSA, but made from titanium: non-magnetic, very heat-resistant and very light.
53CSA	11 g 0.39 oz.	Precision tweezers with anti-crush feature. Prevents damage to sensitive components. Tweezers relieved at front for secure handling.

120 mm/4.724 Inch

Model		Description
3SA	14 g 0.49 oz.	Precision tweezers with pointed tips for work in microelectronics.
3SASL	14 g 0.49 oz.	Same as 3SA, but economy model.
1SA	14 g 0.49 oz.	Precision tweezers with pointed tips for standard applications..
1SASL	14 g 0.49 oz.	Same as 1SA, but economy model.
OOSA	20 g 0.71 oz.	Precision tweezers with pointed tips. Very robust. Suitable for standard applications, e.g. for assembly in electronics.

www.labem.pl

Precision tweezers: Pointed tips straight

120 mm/4.724 Inch

Model		Description
OOSASL*	20 g 0.71 oz.	Same as OOSA, but economy model.
OOCSA	18 g 0.64 oz.	Model same as 00SA, but with shorter tips.
OOBSA	20 g 0.71 oz.	Model same as 00SA, but with serrated finger grips for secure handling.
OODSA	20 g 0.71 oz.	Model same as 00SA, but with serrated finger grips and inside-serrated tips for secure handling.
64SA	17 g 0.60 oz.	Precision tweezers with pointed tips and serrated finger grips for secure handling.
11N	17 g 0.60 oz.	Precision tweezers with medium-pointed tips for use on soft components. Nickel-silver, non-magnetic.
AAZ*	16 g 0.56 oz.	Precision tweezers with medium-pointed tips, nickel-plated. Suitable for electronic assembly tasks.

125 mm/4.921 Inch

Model		Description
AAS	16 g 0.56 oz.	Precision tweezers with fine but robust tips.
AASA	16 g 0.56 oz.	Precision tweezers with fine but robust tips for standard applications.
AASASL*	16 g 0.56 oz.	Same as AASA, but economy model.

*Not available in North America

www.labem.pl

Precision tweezers: Pointed tips straight

125 mm/4.921 Inch

Model		Description
AM	17 g 0.60 oz.	Precision tweezers made from brass. The soft metal protects sensitive components against damage. No sparks.

130 mm/5.118 Inch

Model		Description
249SA	20 g 0.71 oz.	Precision tweezers with pointed synthetic tips (PPS) and serrated finger grips for secure handling. Volume resistance 16 Ω/cm. Heat-resistant up to 250°C (480°F). Resistant to acids and molten soldering tin. Water-repellent.
249CER*	24 g 0.84 oz.	Same as 249SA, but with ceramic tips. Heat-resistant up to 900°C (1500°F).

140 mm/5.512 Inch

Model		Description
RRS	30 g 1.05 oz.	Precision tweezers with strong tips for heavy-duty applications.
SSSA	11 g 0.39 oz.	Precision tweezers with long, narrow grips and low tension, responds to minimal pressure. The long grips allow precision work close to heat sources.

150 mm/5.906 Inch

Model		Description
29SA	26 g 0.92 oz.	Reverse-action tweezers with wide, rounded tips. For holding parts by reverse clamping action. Insulated handles, e.g. for protecting against heat.

160 mm/6.299 Inch

Model		Description
21SA	23 g 0.81 oz.	Precision tweezers with medium-pointed tips and serrated finger grips and inside-serrated tips for secure handling. Very robust. The long grips allow precision work close to heat sources.

www.labem.pl

*Not available in North America

Precision tweezers: Pointed tips straight relieved

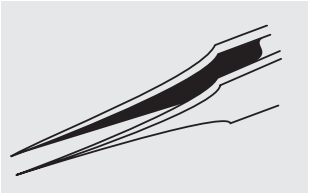

- For precision work e.g. under a microscope
- Relieved shape facilitates excellent access to the most confined spaces
- For all models with the suffix SA or SASL in the order number: Special stainless steel, non-magnetic, non-rusting, acid-proof, heat-resistant
- For all models with the suffix S in the order number: Stainless steel, robust tips, non-rusting, non-reflecting surface

90 mm/3.543 Inch



Model		Description
M4AS*	9 g 0.32 oz.	Micro-tweezers, very pointed tips, e.g. for working under a microscope.

110 mm/4.331 Inch

Model		Description
4SA	13 g 0.46 oz.	Precision tweezers with very pointed tips.
4SASL	13 g 0.46 oz.	Same as 4SA, but economy model.

*Not available in North America

www.labem.pl

Precision tweezers: Pointed tips straight relieved

115 mm/4.528 Inch

Model		Description
5MBS*	12 g 0.42 oz.	Precision tweezers with extremely pointed tips (~ 0.03 x 0.07 mm/.002 Inch) for use in dissection procedures and working under a microscope. For use on soft materials only.
5FSA*	12 g 0.42 oz.	Precision tweezers with extremely pointed tips (~ 0.05 x 0.1 mm/.003 Inch) for use in dissection procedures and working under a microscope. For use on soft materials only.
5SA	12 g 0.42 oz.	Precision tweezers with very pointed tips, suitable for very fine wires.
5SASL	12 g 0.42 oz.	Same as 5SA, but economy model.
2SA	16 g 0.56 oz.	Precision tweezers with medium-pointed tips.
2SASL	16 g 0.56 oz.	Same as 2SA, but economy model.

120 mm/4.724 Inch

Model		Description
258SA	15 g 0.53 oz.	Precision tweezers with pointed synthetic tips (PPS) and serrated finger grips for secure handling. Volume resistance 16 Ω/cm. Heat-resistant up to 250°C (480°F). Resistant to acids and molten soldering tin. Water-repellent.

*Not available in North America

www.labem.pl

Precision tweezers: Pointed tips bent

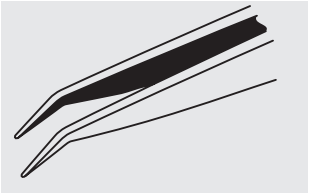

- For applications in biology, medicine, laboratory technology and microelectronics
- Bent shape facilitates access to confined spaces
- For all models with the suffix SA or SASL in the order number: Special stainless steel, non-magnetic, non-rusting, acid-proof, heat-resistant
- For all models with the suffix S in the order number: Stainless steel, robust tips, non-rusting, non-reflecting surface

110 mm/4.331 Inch

Model		Description
3CBS	15 g 0.53 oz.	Precision tweezers, curved 40°, with pointed tips, for precision work such as assembly on printed-circuit boards.

115 mm/4.528 Inch

Model		Description
5CSA	12 g 0.42 oz.	Precision tweezers, curved 30°, relieved. Pointed tips. Relieved shape at front of handle provides excellent visibility of the area to be worked on.
5BSA	12 g 0.42 oz.	Precision tweezers, curved 30°, relieved. Pointed tips. Relieved shape at front of handle provides excellent visibility of the area to be worked on.
51SA	12 g 0.42 oz.	Precision tweezers, curved 30°, relieved. Very pointed tips. Relieved shape at front of handle provides excellent visibility of the area to be worked on.

www.labem.pl

Precision tweezers: Pointed tips bent

115 mm/4.528 Inch

Model		Description
51SASL	12 g 0.42 oz.	Same as 51SA, but economy model.
5ASA	12 g 0.42 oz.	Precision tweezers, lightly curved 15°, relieved. Very pointed tips, e.g. for installing small components.
5ASASL	12 g 0.42 oz.	Same as 5ASA, but economy model.

120 mm/4.724 Inch

Model		Description
7SA	15 g 0.53 oz.	Precision tweezers, curved, relieved, with pointed tips. Excellent handling in confined spaces.
7SASL	15 g 0.53 oz.	Same as 7SA, but economy model.

140 mm/5.512 Inch

Model		Description
65ASA	11 g 0.39 oz.	Precision tweezers, curved 50°. Very pointed tips. For working with extra-small chips and other miniature components.

150 mm/5.906 Inch

Model		Description
24SA	22 g 0.78 oz.	Precision tweezers, curved 40°, with robust pointed tips. Serrated finger grips and inside-serrated tips for secure handling. Guide pin to avoid overlapping of tips. Ideally suitable for soldering and assembly jobs.
30SA	26 g 0.92 oz.	Reverse-action tweezers, curved 30°, with robust pointed tips. Fibreglass handles for protection against heat. Reverse clamping action for comfortably holding parts. Particularly suitable for soldering and assembly jobs.

www.labem.pl

Precision tweezers: Flat round tips straight

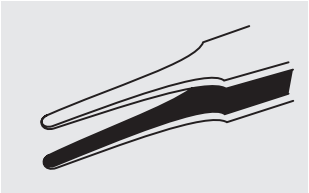

- Suitable for all standard gripping applications and assembly jobs on printed-circuit boards, e.g. in the goldsmith and jewelry industries
- For all models with the suffix SA or SASL in the order number: Special stainless steel, non-magnetic, non-rusting, acid-proof, heat-resistant

120 mm/4.724 Inch

Model		Description
2ASA	15 g 0.53 oz.	Precision tweezers with flat rounded tips for gripping small components. Tip width 2 mm/.078 Inch.
2ASASL	15 g 0.53 oz.	Same as 2ASA, but economy model.
2ASASLT*	16 g 0.56 oz.	Same as 2ASA, but with Teflon®-coated tips for non-stick holding of self-adhesive parts.
2ASARU	16 g 0.56 oz.	Same as 2ASA, but with coated tips for non-stick holding of self-adhesive parts.
25SA	15 g 0.53 oz.	Precision tweezers with flat, round tips slightly wider than the 2ASARU model. Serrated finger grips for secure handling. For standard gripping jobs.
52ASA	15 g 0.53 oz.	Precision tweezers with pointed, rounded and flexibly movable tips. Prevents damage to sensitive components.

*Not available in North America

www.labem.pl

Precision tweezers with ergonomic handles

- This series offers models with thin shaped tips to suit every application
- Ergonomically shaped handles reduce hand fatigue and facilitates comfortable working
- Thermally insulated, soft foam handles, ESD-safe
- For all models with the suffix SA in the order number: Special stainless steel, non-magnetic, non-rusting, acid-proof, heat-resistant

120 mm/4.724 Inch

Model		Description
E5SA	25 g 0.88 oz.	Ergonomic precision tweezers with straight, very pointed tips for gripping fine wires.
E3CSA	25 g 0.88 oz.	Ergonomic precision tweezers with long, straight and pointed tips, e.g. for assembly jobs on printed-circuit boards.
EOOSA	30 g 1.05 oz.	Ergonomic precision tweezers with straight, strong tips for standard applications. Very robust.
EOODSA	30 g 1.05 oz.	Model same as EOOSA, but with inside-serrated tips.
E7SA	28 g 0.99 oz.	Ergonomic precision tweezers with curved strong tips, e.g. for working in confined spaces.
E2ASA	28 g 0.99 oz.	Ergonomic precision tweezers with straight, flat and rounded tips for simple gripping jobs. Tip width 2 mm/.078 Inch.
E15AGW	30 g 1.05 oz.	Cutting tweezers, carbon-steel tips.

www.labem.pl

SMD tweezers

- High-quality precision tweezers for SMD jobs with different designs (chip, MELFs, mini MELFs)
- Blunted edges prevent damage to printed-circuit boards

SMD tweezers – Angled tips

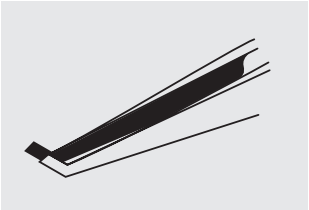

- Suitable for perfect handling of chips and miniature components
- Suitable for assembling SMD printed-circuit boards or ceramic substrates
- Bent shape facilitates optimum access to confined spaces and provides excellent visibility of the area to be worked on
- For all models with the suffix CA in the order number: Special stainless steel, non-magnetic, non-rusting, acid-proof, heat-resistant

115 mm/4.528 Inch

Model		Description
102ACA	15 g 0.53 oz.	SMD tweezers, angled 45°, with pointed tips for vertical application.
102ACAX	14 g 0.49 oz.	Model same as 102ACA, but reverse clamping action for easy holding.
103ACA	15 g 0.53 oz.	SMD tweezers, angled 45°, with slightly wider tips for vertical application.

www.labem.pl

SMD tweezers – Round tips straight

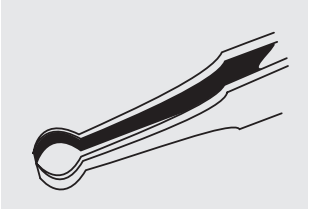

- Suitable for gripping and holding round components and wires
- Blunted edges prevent damage to printed-circuit boards
- For all models with the suffix SA in the order number: Special stainless steel, non-magnetic, non-rusting, acid-proof, heat-resistant

110 mm/4.331 Inch

Model		Description
39SA	15 g 0.53 oz.	SMD tweezers with round tips, dia. 0.3 mm/.011 Inch. Serrated finger grips for secure handling. For gripping small wires and cylindrical components.
40SA	15 g 0.53 oz.	SMD tweezers with round tips, dia. 0.4 mm/.015 Inch. Serrated finger grips for secure handling. For gripping small wires and cylindrical components.

120 mm/4.724 Inch

Model		Description
150SAMF	13 g 0.46 oz.	SMD tweezers with round, very narrow tips, dia. 1.2 – 2.5 mm/ .047 – .098 Inch. Serrated finger grips for secure handling. For gripping cylindrical components, mini MELFs, etc.
150SAD	13 g 0.46 oz.	SMD tweezers with round tips, dia. 1.5 – 3 mm/ .059 –.118 Inch.Serrated finger grips for secure handling. For gripping cylindrical components, mini MELFs, etc.
150SA	13 g 0.46 oz.	SMD tweezers with round tips, dia. 1.5 – 3 mm/ .059 –.118 Inch. Serrated finger grips for secure handling. For gripping cylindrical components.
151SA	13 g 0.46 oz.	SMD tweezers with round tips, dia. 3 – 6 mm/ .118 –.236 Inch. Serrated finger grips for secure handling. For gripping cylindrical components.

www.labem.pl

SMD tweezers – Round tips bent

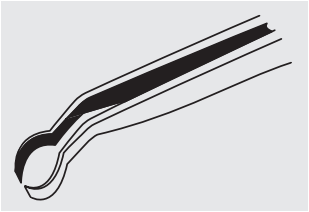

- Suitable for gripping fine wires and cylindrical components
- Blunted edges prevent damage to printed-circuit boards
- For all models with the suffix SA in the order number: Special stainless steel, non-magnetic, non-rusting, acid-proof, heat-resistant

115 mm/4.528 Inch

Model		Description
32BSA	17 g 0.60 oz.	SMD tweezers, angled 45°, with round tips, dia. 5 mm/.197 Inch.
32BSA20*	17 g 0.60 oz.	SMD tweezers, angled 45°, with round tips, dia. 2 mm/.078
32BSA25	17 g 0.60 oz.	MD tweezers, angled 45°, with round tips, dia. 2.5 mm/.098 Inch.
150SAMB	13 g 0.46 oz.	MD tweezers, angled 40°, with round tips, dia. 1.2 – 2.5 mm/ .047 – .098 Inch. Serrated finger grips for secure handling.

*Not available in North America

www.labem.pl

Locking Gripping Tweezers



- Gripping tweezers enable the user to hold and manipulate particularly fine wires with a diameter from 0.3 mm/.011 Inch or insulated optical fibres with a diameter of between 1.5 mm/.059 Inch and 5 mm/.197 Inch
- Suitable as a ligature clamp in dentistry
- Can be disinfected and sterilized

120 mm/4.724 Inch

Model		Description
940AS*	17 g 0.60 oz.	Gripping tweezers with locking mechanism. The ring-shaped tip provides for secure handling up to a tensile force of 5 kg.

*Not available in North America

www.labem.pl

Wafer tweezers

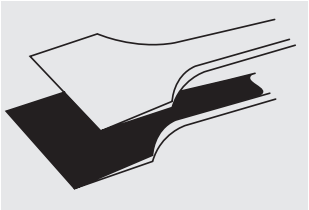

- Suitable for 3" to 6" wafers
- Serrated finger grips for secure handling
- Wafer tweezers are available to order in various sizes and coatings
- For all models with the suffix SA in the order number: Special stainless steel, non-magnetic, non-rusting, acid-proof, heat-resistant

A = Paddle width
B = Paddle depth

125 mm/4.921 Inch

Model		Dimensions in mm/Inch A	B	Description
91SA	15 g 0.53 oz.	12 .472	7 .276	Standard wafer tweezers for 3" and 4" wafers.

130 mm/5.118 Inch

Model		Dimensions in mm/Inch A	B	Description
600ASA	23 g 0.81 oz.	19,5 .768	8 .315	Wafer tweezers with flat lower paddle and 6 upper fingers for protecting wafers against damage. For 6" wafers.
608ASA	23 g 0.81 oz.	30 1.181	8,5 .276	Model same as 600ASA, but 30 mm/1.181 Inch wide.
600JSA	24 g 0.84 oz.	20 .787	8 .315	Wafer tweezers with free-floating Teflon® upper paddle for secure, damage-free gripping. For 4" – 6" wafers.

www.labem.pl

Wafer tweezers

150 mm/5.906 Inch

Model		Dimensions in mm/Inch A	B	Description
141SAP	30 g 1.05 oz.	30 1.181	8 .315	Wafer tweezers with polyester tips for protecting Si, GaAs or Ti wafers against damage. For 4" – 6" wafers.

Cutting tweezers

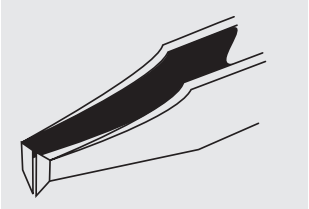



- Suitable for cutting fine, soft wires and small components
- Delivers high-precision cuts
- Hardened cutting edges for long service life
- For all models with the suffix S in the order number: Stainless steel, robust tips, non-rusting, non-reflecting surface

115 mm/4.528 Inch

Model		Description
15AGS	21 g 0.74 oz.	Cutting tweezers with narrow oblique head. For soft wires up to dia. 0.25 mm/.010 Inch.
15AGW	26 g 0.92 oz.	SCutting tweezers with narrow oblique head. For soft wires up to dia. 0.25 mm/.010 Inch.

www.labem.pl

Stripping tweezers



- Suitable for stripping fine wires with PVC or Teflon® insulation
- Non-reflecting surface
- Please send a wire sample when ordering

120 mm/4.724 Inch

Model		Description
29Y30*	22 g 0.78 oz.	Miniature stripping tweezers, dia. 0.25 mm/.010 Inch (AWG 30). Stainless steel. Serrated finger grips for secure handling.
29Y32*	22 g 0.78 oz.	Miniature stripping tweezers, dia. 0.2 mm/.007 Inch (AWG 32). Stainless steel. Serrated finger grips for secure handling.
29Y34*	22 g 0.78 oz.	Miniature stripping tweezers, dia. 0.16 mm/.006 Inch (AWG 34). Stainless steel. Serrated finger grips for secure handling.
29Y36*	22 g 0.78 oz.	Miniature stripping tweezers, dia. 0.13 mm/.005 Inch (AWG 36). Stainless steel. Serrated finger grips for secure handling.
29Y40*	22 g 0.78 oz.	Miniature stripping tweezers, dia. 0.08 mm/.003 Inch (AWG 40). Stainless steel. Serrated finger grips for secure handling.

120 mm/4.724 Inch

Model		Description
29W30	28 g 0.99 oz.	Stripping tweezers with synthetic fibre handle. For wires of dia. 0.25 – 0.3 mm/.010 – .011 Inch (AWG 30 – 28). For standard and Teflon® insulation.
XB29W301		Spare blade for 29W30

*Not available in North America

www.labem.pl

Extraction tweezers

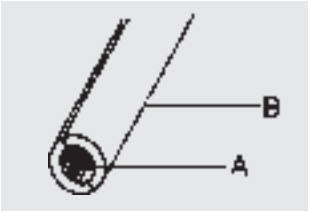

A = Outside diameter of pin
B = Inside diameter of pin



- Suitable for extracting contacts from the rear of a plug connector

120 mm/4.724 Inch

	Dimensions in mm/Inch			
Model		**Ø A**	**Ø B**	**Description**
024C	15 g 0.53 oz.	12 .472	7 .276	Extraction tweezers for Sub-D connectors. Stainless steel.

www.labem.pl

Side Cutters and Tip Cutters

Erem offers a wide range of precision side and tip cutters for almost every application

- Special tool steel is hardened with an unique Swiss technology
- This particular hardening process guarantees high durability

www.labem.pl

www.labem.pl

ESD-safe

The interchangeable foam-cushion handles are ESD-safe and are fitted as standard on all Erem cutters and pliers.



Internal patented Erem Magic Spring

- Reduce costs by long life
- Constant spring force
- Guarantees more than 1 million operations

High precision screw joint

- Smooth jaw action with no play
- Smooth cutting operation with no jaw overlapping

Erem Cut: Options for semi flush, full flush or super flush cuts

www.labem.pl

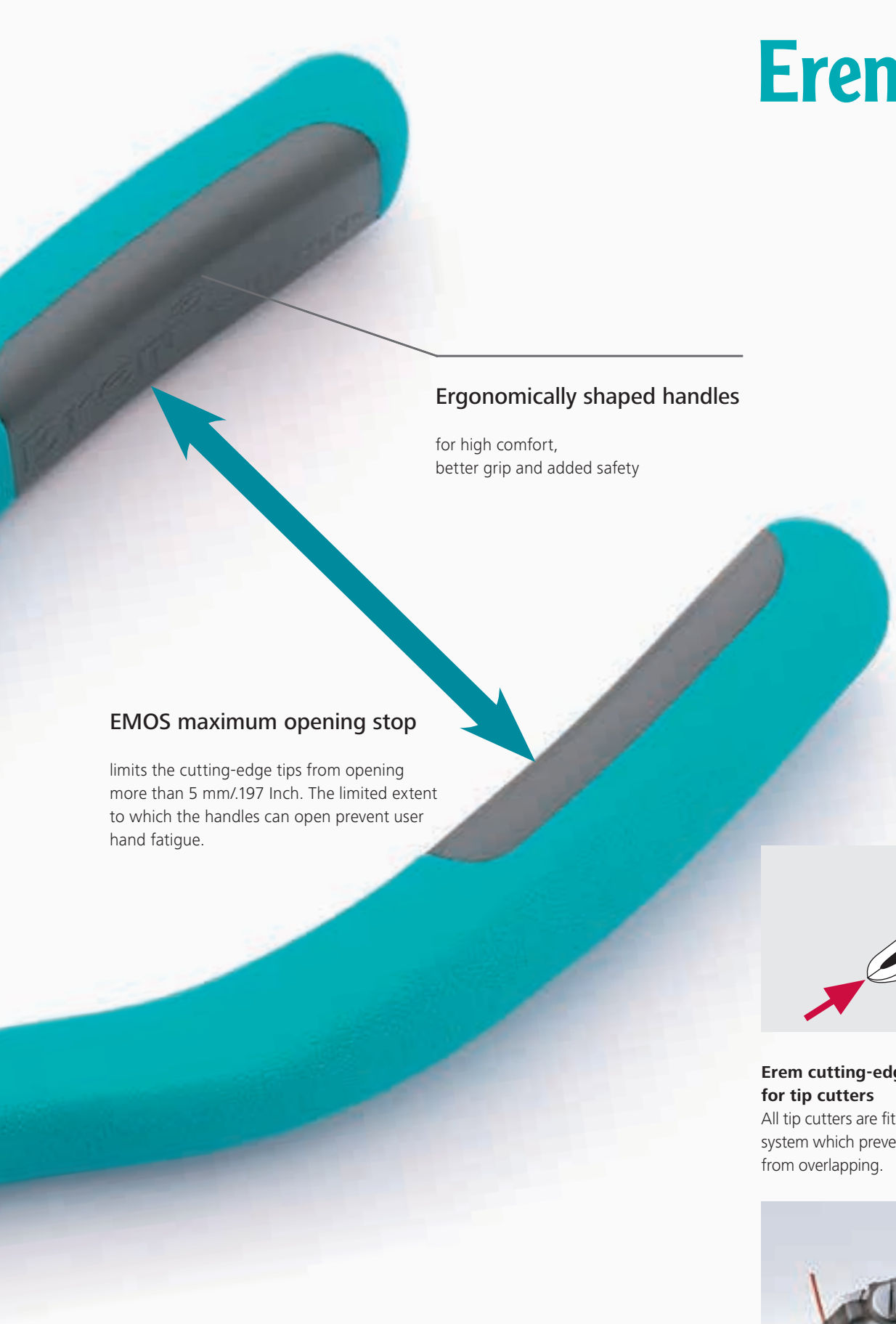

Ergonomically shaped handles

for high comfort,
better grip and added safety

EMOS maximum opening stop

limits the cutting-edge tips from opening more than 5 mm/.197 Inch. The limited extent to which the handles can open prevent user hand fatigue.

Induction-hardened cutting edges in Rockwell hardness 63 – 65 HR

for exceptionally long life

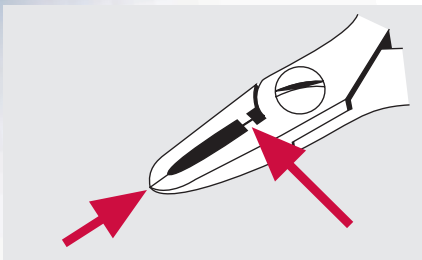

Erem cutting-edge protection for tip cutters
All tip cutters are fitted with a special stop system which prevents the cutting edges from overlapping.

Safety device for holding wire scraps
This safety device for side cutters holds wire scraps securely after cutting. Available on most Series 500, 600 and 2400 cutters (oval head). Order suffix „W“, e.g. 595EW.

www.labem.pl

Erem impresses

Erem Technology

Special tool steel

Erem electronics tools are made from bright steel. They are not drop forged. The special tool steel is made using an unique Swiss processing technique.

The bright tool steel gives additional strength and toughness to the tools pro-moting a long service life.

The internal patented Erem Magic Spring

The Magic Spring system used in Erem precision tools is unique. It is integral to the cutting head and provides a constant closing and re-opening force. It is guaranteed for 1 million operations.

The Magic Spring system is highly reliable, makes the tools easy to use and reduces operator fatigue.

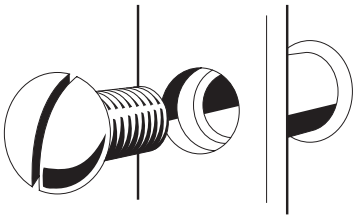

High precision screw joint

This self locking screw joint system gives a smooth cutting and opening action and ensures that there is no blade overlap or play.

Precision cutting and reduced shock to components.

EMOS maximum opening stop

The unique EMOS (**E**rem **M**aximum **O**pening **S**top) system prevents the tips from opening more than 5 mm/.197 Inch. It reduces user fatigue by preventing excessive hand spread.

Comfortable and fatigue free working.

Handle

Erem cutters and pliers with ergonomic handles

Work **R**elated **U**pper **L**imb **D**isorder (WRULD) can be caused by positional fatigue or nerve damage brought about by the repeated use of non-ergonomic hand tools, otherwise known as **R**epetitive **S**train **I**njuries (RSI).

WRULDS is a direct consequence of insufficient ergonomics in manufacturing processes and working practices. To reduce the factors which cause WRULDS, Erem has developed a range of tools with ergonomic handles (Series 2400 Magic-Sense).

The handle shape and special materials ensure a soft feel, operating comfort and safety. The specially shaped handles ensure that the gripping pressure is evenly spread over the entire palm of the hand. The thumb and fingers automatically find their best position. The effort that has to be exerted by the user is reduced, thereby reducing hand fatigue.

The anti-slip surface provides excellent grip. The material is highly resistant to perspiration, water, oil and chemicals. The handles are ESD-safe and are easily interchangeable.

www.labem.pl

Erem Cut

Cut shape

There are three blade options, which determine the shape left on a lead after cutting. (see also P. 35)

1. Semi-flush

2. Flush

3. Super full flush

Cutting edge

Erem cutters are noted for their ease of use, one of the reasons for this is the ability of the blade to cut equally well over its full length. This promotes operator comfort and reduces fatigue.

Semi-flush cutters offer the best performance and the longest service life. Super full flush cutters leave a flat wire end with minimal effort and prevent components from being subjected to load.

High level of user comfort thanks to special cutting edge.

Rockwell hardness

The cutting blades of Erem cutters are hardened to Rockwell 63-65 HRc by an induction heating process. Continuous process control ensures that the blades achieve the correct level of hardening and are not embrittled.

This level of hardening plus the high-grade tool steel used in the manufacture of the tools and continuous process control promote an exceptionally long service life.

Erem cut Super full flush: perfect flush cut

Standard cut „Super full flush“

Erem Service

Re-sharpening

Erem is your service partner. All Erem side and tip cutters except those with carbide insert blades can be re-sharpened up-to three times.Carriage charges will apply.

The re-sharpened tool is as good as new, its life is extended and costs are reduced.

Replacement parts

Erem cutters and pliers and their component parts are warranted against manufacturing defects. Magic springs, precision joint components are available as spare parts.

The warranty and availability of spares guarantee long service life.

ESD-safe
The ergonomic, interchangeable molded handles are ESD-safe and are fitted as standard on all Erem cutters and pliers.

www.labem.pl

Choosing the right tool

Selection criteria

Erem offers a wide selection of precision side and tip cutters for virtually any application.

When choosing the right cutter, it is important to take
- Size
- Cut
- Head shape
- Cutting capacity

into consideration.

Size

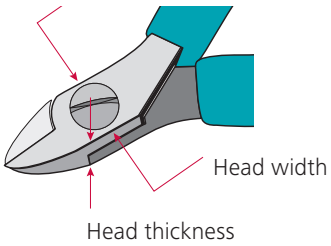

Erem offers the right head size to suit every application. There are three main sizes: **Micro, Medium and Maxi.**

Each head size is available in different head shapes.

Classification of cutter heads

Micro	Medium		Maxi
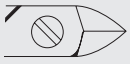	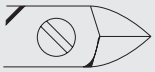		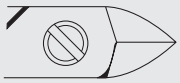
Series 600	**Series 2400 MagicSense**	**Series 500**	**Series 800**
Size Head width 9.0 mm/.354 Inch Head thickness 6.0 mm/.236 Inch	Head width 11.0 mm/.433 Inch Head thickness 6.0 mm/.236 Inch	Head width 11.0 mm/.433 Inch Head thickness 6.5 mm/.256 Inch	Head width 13.5 mm/.531 Inch Head thickness 7.5 mm/.295 Inch
Miniature cutter for applications in microelectronics and for fine wires. Offers a large variety of head shapes for very good access even to hard-to-reach areas.	Medium-size cutter. Combines robustness, visibility and accessibility. Large variety of head shapes for precision working in hard-to-reach areas. The Series 2400 MagicSense offers an optimised ergonomic shape and an improved grade of hardness.		The strongest and most robust head size for general cutting applications in electronics, cuts large wire diameters.

www.labem.pl

Cut

There are three blade options, which determine the shape left on a lead after cutting.

Erem cut Super full flush: perfect flush cut

Standard cut „Super full flush“

Semi-flush

This cut leaves a pyramidal tip at the end of the wire. It is particularly suitable for standard jobs where the final shape does not play a significant role. Cutters with this cut are suitable for both soft copper wires and very hard wires such as stainless steel.

Flush

This cut leaves a much smaller tip at the end of the wire than the semi-flush cut – without reducing the cutting capacity. The cutting edges are finer than on semi-flush cutters. The effort exerted when cutting is less and the load on the component is reduced. Flush wire ends reduce the effort needed to fit components on printed-circuit boards. Erem guarantees precise cutting even after frequent use.

Super full flush

Only Erem offers you a super full flush cut. This cut provides absolutely flush wire ends. No rework is needed. Cutters with this cut are absolutely precision-ground and sharpened. The effort exerted when cutting is low, as is the load on the component caused by the cut. Soldering tags in soldering-bath procedures are prevented. Cutters of this type are used in microelectronics, space travel or medical technology. These cutters are suitable for soft wires.

www.labem.pl

Head shape

Erem offers the right head shape to suit your application. The head shapes differ in terms of shape and design. There are six basic shapes:

Shape	**Tip cutter** **Straight relieved head**	**Tip cutter** **Pointed relieved head**	**Tip cutter** **Angled narrow head**
	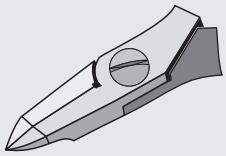	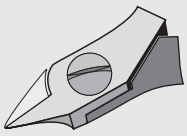	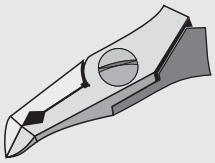
Visibility and accessibility Cutting at the outermost tip of the cutter	This head is suitable for horizontal and vertical cuts. The long tips facilitate cutting in hard-to-reach areas.	This is the narrowest head shape. The underside is relieved and facilitates optimum access even to extremely hard-to-reach areas.	The angled head provides for precise cuts at different working angles.
Series 600 Micro	670E*, 670EP*, 670EPF* (P. 265)	622NB, 632NCF, 676E, 776E (P. 264)	
Series 2400 MagicSense	2470E (P. 269)		2475E, 2482E (P. 269)
Series 500 Medium	570E, 573E** (P. 275)	592E, 792E (P. 274)	555E, 572E, 582E (P. 53) 575E, 593AE (P. 273)
Series 800 Maxi		884E (P. 278)	

* Very short head
** Straight head for vertical working

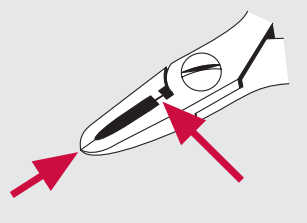

Erem cutting-edge protection for tip cutters
Erem tip cutters are equipped with cutting-edge protection.A special stop system prevents the cutting edges from overlapping.

www.labem.pl

Tip cutter Angled wide head	Side cutter Tapered head	Side cutter Oval head
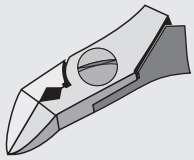	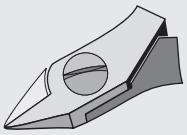	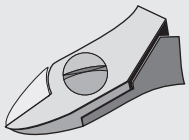
The angled head provides for precise cuts at different working angles.	The jaws of the cutter have straight edges and taper to a point. This head shape allows access to difficult to reach areas but reduces the cutting capacity in comparison to the same size oval head cutter.	This is the most widely used head shape, it is robust and size for size offers the highest cutting capacity.
622NA (P. 264)	612N, 622N, 632N (P. 263)	
2403E, 2404E (P. 48)	2477E (P. 268)	2412E, 2422E, 2432E (P. 267)
503E, 504E (P. 52)	577E, 595E (P. 272)	512E, 512N, 522N, 532N, 599E (P. 271)
	886E (P. 278)	812N, 822N, 896E (P. 277)

High cutting capacity
Cutting over the full length of the cutter

Erem offers carbide cutters (see P. 39) for cutting high-hardness wire (piano wire).

www.labem.pl

Wire quality

Piano wire, stainless spring steel wire, material 1.4310, tensile strength 2000–2400 MPa

Hard wire, stainless steel wire, material 1.4301, tensile strength 1800 MPa

Medium-hard wire, stainless steel wire, material 1.4301, tensile strength 800 MPa

Soft wire, copper, aluminium, tensile strength 250 MPa

Model	Cut	Cutting capability
612N	Semi-flush	
622N	Flush	
632N	Super full flush	
622NA	Flush	
622NB	Flush	
676E	Flush	
776E	Super full flush	
632NCF	Super full flush	**Only** for soft materials: silicone, rubber, etc.
670E	Flush	
670EP	Flush	For micro-package contacts
670EPF	Flush	**Only** for micro pitches under 0.5 mm / .019 Inch

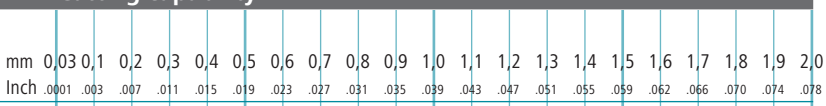

Series 2400 MagicSense

2412E	Semi-flush	
2422E	Flush	
2432E	Super full flush	
2477E	Flush	
2403E 30°	Flush	
2404E 30°	Flush	
2482E 45°	Flush	
2475E 45°	Flush	
2470E	Flush	

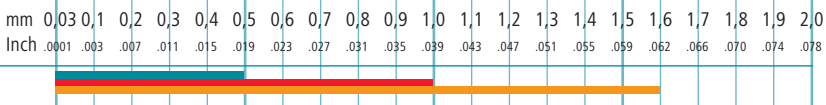

www.labem.pl

Model		Cut	
Series 500 Medium			
512N			Semi-flush
512E			Semi-flush
522N			Flush
599E			Flush
532N			Super full flush
595E			Flush
577E			Flush
503E			Flush
504AE			Flush
555E	35°		Flush
572E	40°		Flush
582E	45°		Flush
582EW			Flush
593AE	30°		Flush
575E	45°		Flush
592E			Flush
792E			Super full flush
570E			Flush
573E			Flush
Series 800 Maxi			
812N			Semi-flush
896E			Semi-flush
822N			Flush
886E			Flush
884E			Flush
Tungsten-carbide cutters			
622TX			Flush
599T			Semi-flush
599TF			Flush
595T			Semi-flush
595TF			Flush
2476TX1			Flush
576TX1			Flush
2476 TX			Flush
576TX			Flush
503ET	30°		Semi-flush
503ETF	30°		Semi-flush

Cutting capability

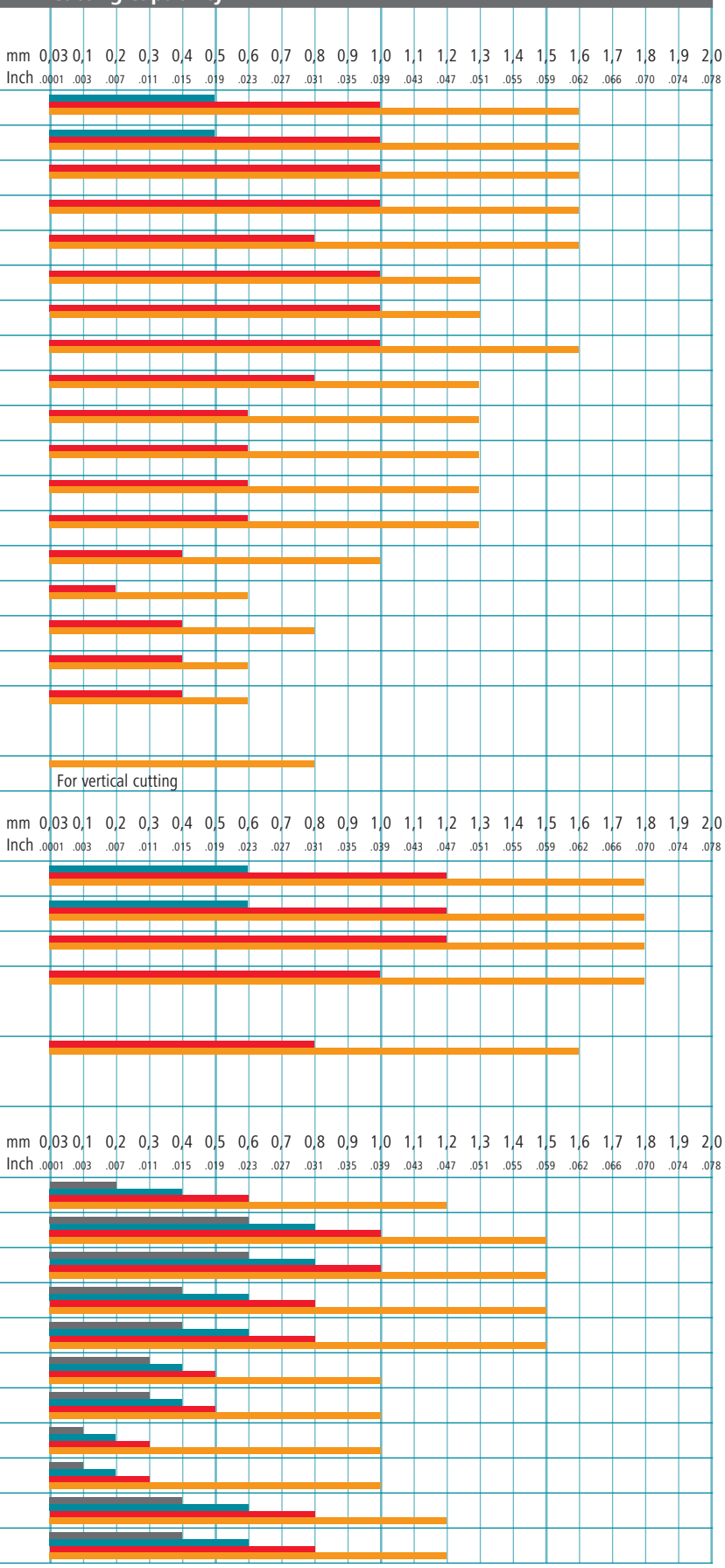

Side cutters for use in medical device manufacturing

The 632NCF miniature side cutter is ideally suitable for soft material such as silicone tubes in medical device applications, precision connector seals or miniature rubber seals.

The miniature cutter is also the ideal tool for cutting soft synthetic parts, e.g. in the manufacture of hearing aids.

The cutting edges of the 632NCF side cutter are precision-ground to an extremely high level. This enables the cutter to deliver a razor-like full-flush cut.

Tip cutters to remove fine pitch SMD ICs

A simple method to remove SMD ICs is to cut each of the individual leads to remove the device and then reflow the joint with a soldering iron and remove the component lead from the board.

The solder left on the board can then be removed with a desoldering tool or desolder braid and a new component fitted.

The 670EP and 670EPF have fine pointed tapered and relieved heads that are able to fit between individual leads and cut them without causing damage to the printed circuit.



www.labem.pl

Tungsten-carbide cutter for the preparation of cardio-vascular stents

A stent is a vascular-wall prop. It is a lattice-shaped tube made of stainless steel or nickel-titanium. It serves to hold open constricted coronary blood vessels and improves the flow of blood through the vessels.

It is important in stent manufacture that the cut end of any wire in the lattice is as flat as possible, otherwise it will be necessary rework the stents.

These side cutters have fine polished carbide cutting blades to accurately cut the lattice and reduce the need for rework.

High precision side cutter for cutting stainless wires

The 599TFO has wear resistant tungsten carbide cutting edges and all round capability. It is able to cut Vectran™ braided wires, fibre optics, Kevlar® and small stainless steel braids and wires.

A further application lies in telecommunications, i.e. working on fibre-optic cables, Kevlar® silks and piano wires.

Vectran™ is a Trademark of Kurary Co., Ltd.
Kevlar® is a registered Trademark of E.I. Dupont de Nemours and Company

www.labem.pl

Series 600 Micro

- Miniature cutters
- Offers a wide variety of head shapes for access in difficult to reach areas
- Suitable for SMD and leads (670EP, 670EPF)
- Made from high grade tool steel with cutting edges hardened to 63-65HRc
- Non reflecting surface, ESD safe, resharpenable

www.labem.pl

Series 600 Micro

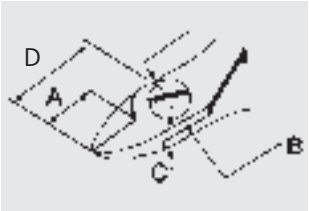

A = length of cutting edges
B = head width
C = head thickness
D = head length

Tip cutter Straight short relieved head	Tip cutter Pointed relieved head	Side cutter Tapered head	Side cutter Oval head
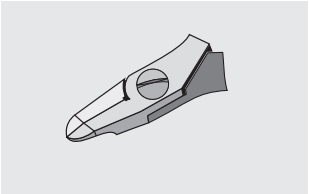	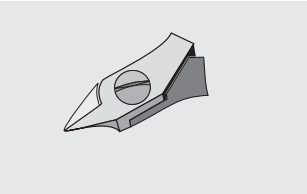	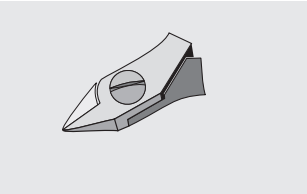	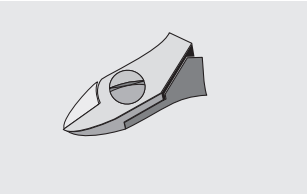

Visibility and accessibility — **Robustness, high cutting capacity**

Side cutter – oval head

110 mm/4.331 Inch
48 g/1.69 oz.

- This is the most widely used head shape.
- Fits for all cutting applications where easy access is given
- It is robust and size for size offers the highest cutting capacity.

Model	Cut	Dimensions in mm/Inch				Max. cutting capability in mm/Inch Diameter		
		A	B	C	D	Hard wire	Medium hardness	Copper wire
612N	Semi-flush	9 .354	9 .354	6 .236	15 .590	0.5 .019	0.8 .031	1.3 .051
622N	Flush	9 .354	9 .354	6 .236	15 .590	–	0.8 .031	1.3 .051
632N	Super full flush	9 .354	9 .354	6 .236	15 .590	–	0.7 .027	1.3 .051

Wire quality, see P. 38

www.labem.pl

Series 600 Micro

Side cutter – tapered head

110 mm/4.331 Inch
48 g/1.69 oz

- The jaws of the cutter have straight edges and taper to a point.
- This head shape allows access to difficult to reach areas but reduces the cutting capacity in comparison to the same size oval head cutter.

Model	Cut	Dimensions in mm/Inch				Max. cutting capability in mm/Inch Diameter	
		A	B	C	D	Medium hardness	Copper wire
622NA	Flush	9 .354	9 .354	6 .236	15 .590	0.7 .027	1.0 .039

Tip cutter – pointed relieved head

110 mm/4.331 Inch
48 g/1.69 oz.

- This is the narrowest head shape.
- The underside is relieved and facilitates optimum access even to extremely hard-to-reach areas.

Model	Cut	Dimensions in mm/Inch				Max. cutting capability in mm/Inch Diameter	
		A	B	C	D	Medium hardness	Copper wire
622NB	Flush	9 .354	9 .354	6 .236	15 .590	0.6 .023	0.8 .031
676E	Flush	9 .354	9 .354	6 .236	15 .590	Model same as 622NB, but with short, robust head	
776E	Super full flush	9 .354	9 .354	6 .236	15 .590	0.6 .023	0.8 .031
632NCF	Super full flush	9 .354	9 .354	6 .236	15 .590	For soft material such as small silicone tubes, miniature rubber seals or for cutting soft synthetic parts	

www.labem.pl

Series 600 Micro

Tip cutter – straight short relieved head

110 mm/4.331 Inch
48 g/1.69 oz.

- Suitable for cutting SMD and micro-package contacts.

Model	Cut	Dimensions in mm/Inch				Max. cutting capability in mm/Inch Diameter	
		A	B	C	D	Medium hardness	Copper wire
670E	Flush	9 .354	9 .354	6 .236	18 .709	0.5 .019	0.8 .031
670EP	Flush	9 .354	9 .354	6 .236	18 .709	0.4 .015	0.6 .023
		High-precision working on SMD and micro-package contacts up to 0.25 mm/.010 Inch					
670EPF*	Flush	9 .354	9 .354	6 .236	18 .709	Model same as 670EP, but smaller version **only** for micro pitches under 0.5 mm/.019 Inch (see also P. 40)	

*Not available in North America

www.labem.pl

Series 2400 MagicSense

- Medium-size cutter
- Combines robustness, visibility and accessibility.
- Large variety of head shapes for precision working in hard-to-reach areas.
- The optimised ergonomic shape of the Series 2400 MagicSense prevents hand fatigue
- Improved induction-hardened cutting edges up to 64 – 65 HRc for an extremely long service life
- Cutting edges made from special tool steel
- Non-reflecting surface, ESD-safe nd resharpenable

www.labem.pl

Series 2400 MagicSense

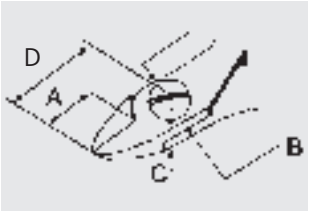

A = length of cutting edges
B = head width
C = head thickness
D = head length

Tip cutter Straight long relieved head	Tip cutter Angled narrow head	Tip cutter Angled wide head	Side cutter Tapered head	Side cutter Oval head
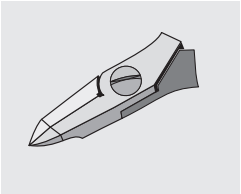	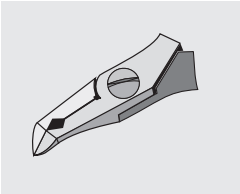	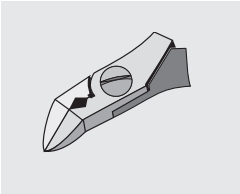	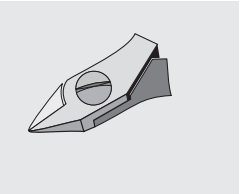	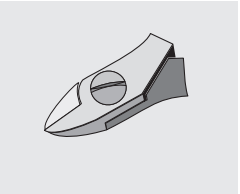

Visibility and accessibility — **Robustness, high cutting capacity**

Side cutter – oval head

130 mm/5.118 Inch
70 g/2.47 oz.

- This is the most widely used head shape.
- Fits for all cutting applications where easy access is given
- It is robust and size for size offers the highest cutting capacity.

Model	Cut	Dimensions in mm/Inch				Max. cutting capability in mm/Inch Diameter		
		A	B	C	D	Hard wire	Medium hardness	Copper wire
2412E	Semi-flush	12 .472	11 .433	6 .236	19 .748	0.5 .019	1.0 .039	1.6 .062
2422E	Flush	12 .472	11 .433	6 .236	19 .748	–	1.0 .039	1.6 .062
2432E	Super full flush.	12 472	11 .433	6 .236	19 .748	–	0.8 .039	1.6 .062

Wire quality, see P. 38
Optional: Safety device for wire scraps. Order suffix „W“, e.g. 2412W.

www.labem.pl

Series 2400 MagicSense

Side cutter – tapered head

127 mm/5.999 Inch
70 g/2.47 oz.

- The jaws of the cutter have straight edges and taper to a point.
- This head shape allows access to difficult to reach areas but reduces the cutting capacity in comparison to the same size oval head cutter.

Model	Cut	Dimensions in mm/Inch				Max. cutting capability in mm/Inch Diameter	
		A	B	C	D	Medium hardness	Copper wire
2477E	Flush	12 .472	11 .472	6 .433	19 .236	1.0 .039	1.3 .051

Tip cutter – angled wide head

127 mm/5.118 Inch
70 g/2.47 oz.
30°

- The angled head provides for precise cuts at different working angles.

Model	Cut	Dimensions in mm/Inch				Max. cutting capability in mm/Inch Diameter	
		A	B	C	D	Medium hardness	Copper wire
2403E	Flush	9 .354	11 .433	6 .236	19 .748	1.0 .039 Wide, robust head, fine cut	1.6 .062
2404E	Flush	9 .354	11 .433	6 .236	20 .787	0.8 .031 Model same as 2403E, but with pointed rounded head	1.3 .051

www.labem.pl

Series 2400 MagicSense

Tip cutter – angled narrow head

135 mm/5.315 Inch
72 g/2.54 oz.
45°

- The angled head provides for precise cuts at different working angles.

Model	Cut	Dimensions in mm/Inch				Max. cutting capability in mm/Inch Diameter	
		A	B	C	D	Medium hardness	Copper wire
2482E	Flush	6 .236	11 .433	6 .236	26 1.024	0.6 .023	1.2 .047
		Suitable for working on printed-circuit boards, component connections, can be used in both 90° and 180° applications					
2475E	Flush	4 .157	11 .433	6 .236	22 .866	0.4 .015	0.6 .023
		Suitable for fine cutting work on hybrid circuits of miniature components					

Tip cutter – straight long relieved head

140 mm/5.512 Inch
72 g/2.54 oz.

- This head is suitable for horizontal and vertical cuts.
- The long tips facilitate cutting in hard-to-reach areas.

Model	Cut	Dimensions in mm/Inch				Max. cutting capability in mm/Inch Diameter	
		A	B	C	D	Medium hardness	Copper wire
2470E	Flush	4 .157	11 .433	6 .236	29 1.142	0.4 .015	0.6 .023

Safety device for wire scraps **only** possible on 2412EW, 2422EW, 2432EW, 2477EW, 2482EW models.

www.labem.pl

Series 500 Medium

- Medium size, robust, precision cutters
- Wide range of head shapes
- Manufactured from high grade tool steel
- Cutting edges hardened to Rockwell 63-65 HRc
- Non reflecting surface, ESD safe and resharpenable

www.labem.pl

Series 500 Medium

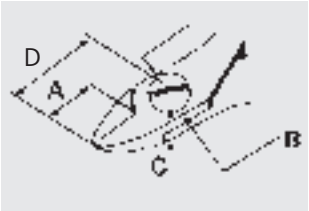

A = length of cutting edges
B = head width
C = head thickness
D = head length

Tip cutter Straight long relieved head	Tip cutter Pointed relieved head	Tip cutter Angled narrow head	Tip cutter Angled wide head	Side cutter Tapered head	Side cutter Oval head
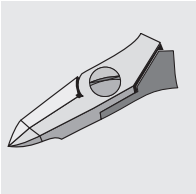	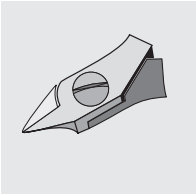	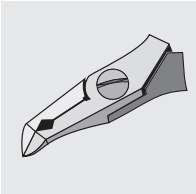	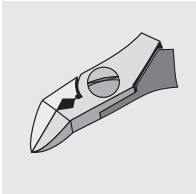	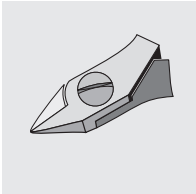	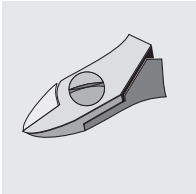

Visibility and accessibility — **Robustness, high cutting capacity**

Side cutter – oval head

115 mm/4.527 Inch
67 g/2.36 oz.

- This is the most widely used head shape.
- Fits for all cutting applications where easy access is given
- It is robust and size for size offers the highest cutting capacity.

Model	Cut	Dimensions in mm/Inch				Max. cutting capability in mm/Inch Diameter		
		A	B	C	D	Hard wire	Medium hardness	Copper wire
512N	Semi-flush	12 .472	11 .433	6.5 .256	19 .748	0.5 .019	1.0 .039	1.6 .062
512E	Semi-flush	12 .472	11 .433	6.5 .256	19 .748	Model same as 512N, but with burnished head		
522N	Flush	12 .472	11 .433	6.5 .256	19 .748	–	1.0 .039	1.6 .062
599E	Flush	10 .472	11 .433	6.5 .256	17 .669	–	1.0 .039	1.6 .062
						Short, robust head		
532N	Super full flush	12 .472	11 .433	6.5 .256	19 .748	–	0.8 .039	1.6 .062

Wire quality, see P. 38 Optional: Safety device for wire scraps. Order suffix „W“, e.g. 512NW.

www.labem.pl

Series 500 Medium

Side cutter – tapered head

115 mm/4.527 Inch
67 g/2.36 oz.

- The jaws of the cutter have straight edges and taper to a point.
- This head shape allows access to difficult to reach areas but reduces the cutting capacity in comparison to the same size oval head cutter.

Model	Cut	Dimensions in mm/Inch				Max. cutting capability in mm/Inch Diameter	
		A	B	C	D	Medium hardness	Copper wire
595E	Flush	12 .472	11 .433	6.5 .256	19 .748	1.0 .039 Tapered head	1.3 .051
577E	Flush	10 .472	11 .433	6.5 .256	17 .669	1.0 .039 Tapered, short head	1.3 .051

Tip cutter – angled wide head

110 mm/4.331 Inch
67 g/2.36 oz.
30°

- The angled head provides for precise cuts at different working angles.

Model	Cut	Dimensions in mm/Inch				Max. cutting capability in mm/Inch Diameter	
		A	B	C	D	Medium hardness	Copper wire
503E	Flush	9 .354	11 .433	6.5 .256	19 .748	1.0 .039 Wide, robust head	1.6 .062
504AE	Flush	9 .354	11 .433	6.5 .256	19 .748	0.8 .031 Model same as 503E, but with pointed rounded head	1.3 .051



www.labem.pl

Series 500 Medium

Tip cutter – angled narrow head

120 mm/4.724 Inch
68 g/2.40 oz.
35°

- The angled head provides for precise cuts at different working angles.
- Narrow, robust head, suitable for working with high cutting force in confined areas.

Model	Cut	Dimensions in mm/Inch				Max. cutting capability in mm/Inch Diameter	
		A	B	C	D	Medium hardness	Copper wire
555E	Flush	6 .236	11 .433	6.5 .256	24 .945	0.6 .023	1.3 .051

115 mm/4.527 Inch
68 g/2.40 oz.
40°

- Relieved cutting edge for easy access.

Model	Cut	Dimensions in mm/Inch				Max. cutting capability in mm/Inch Diameter	
		A	B	C	D	Medium hardness	Copper wire
572E	Flush	6 .236	11 .433	6.5 .256	21 .827	0.6 .023	1.3 .051

115 mm/4.527 Inch
68 g/2.40 oz.
40°

- Suitable for working on printed-circuit boards, component connections, can be used in both 90° and 180° applications.

Model	Cut	Dimensions in mm/Inch				Max. cutting capability in mm/Inch Diameter	
		A	B	C	D	Medium hardness	Copper wire
582E	Flush	6 .236	11 .433	6.5 .256	26 1.024	0.6 .023	1.3 .051

115 mm/4.527 Inch
67 g/2.36 oz.
45°

- Model same as 582E, but with safety device for wire scraps.

Model	Cut	Dimensions in mm/Inch				Max. cutting capability in mm/Inch Diameter	
		A	B	C	D	Medium hardness	Copper wire
582EW	Flush	6 .236	11 .433	6.5 .256	26 1.024	0.6 .023	1.3 .051

www.labem.pl

Series 500 Medium

Tip cutter – angled narrow head

115 mm/4.527 Inch
68 g/2.40 oz.
30°

- Ideal rework tool, suitable for cutting DIL contacts at front and rear and densely printed circuit boards.

Model	Cut	Dimensions in mm/Inch				Max. cutting capability in mm/Inch Diameter	
		A	B	C	D	Medium hardness	Copper wire
593AE	Flush	4 .157	11 .433	6.5 .256	26 1.024	0.4 .015	1.0 .039

110 mm/4.331 Inch
67 g/2.36 oz.
45°

- Suitable for fine cutting work on hybrid circuits or miniature components.

Model	Cut	Dimensions in mm/Inch				Max. cutting capability in mm/Inch Diameter	
		A	B	C	D	Medium hardness	Copper wire
575E	Flush	4 .157	11 .433	6.5 .256	22 .866	0.2 .007	0.6 .023

Tip cutter – pointed relieved head

115 mm/4.527 Inch
67 g/2.36 oz.

- This is the narrowest head shape.
- The underside is relieved and facilitates optimum access even to extremely hard-to-reach areas.

Model	Cut	Dimensions in mm/Inch				Max. cutting capability in mm/Inch Diameter	
		A	B	C	D	Medium hardness	Copper wire
592E	Flush	12 .472	11 .433	6.5 .256	19 .748	0.4 .015	0.8 .031
792E	Super full flush	12 .472	11 .433	6.5 .256	19 .748	0.4 .015	0.6 .023

www.labem.pl

Series 500 Medium

Tip cutter – straight long relieved head

120 mm/4.724 Inch
67 g/2.36 oz.

- This head is suitable for horizontal and vertical cuts.
- The long tips facilitate cutting in hard-to-reach areas.

Model	Cut	Dimensions in mm/Inch				Max. cutting capability in mm/Inch Diameter	
		A	B	C	D	Medium hardness	Copper wire
570E	Flush	4 .157	11 .433	6.5 .256	29 1.142	0.6 .023 For cutting at extreme tips	1.2 .047

Tip cutter – straight head for vertical use

120 mm/4.724 Inch
67 g/2.36 oz.

Model	Cut	Dimensions in mm/Inch				Max. cutting capability in mm/Inch Diameter	
		A	B	C	D	Medium hardness	Copper wire
573E	Flush	4 .157	11 .433	6.5 .256	29 1.142	0.4 .015	0.6 .023

www.labem.pl

Series 800 Maxi

- Maxi-sized cutter for general cutting applications in electronics
- Made from high grade tool steel, cutting edges hardened to Rockwell 63-65 HRc
- Cuts large wire diameters
- Non-reflecting surface, ESD-safe and resharpenable

www.labem.pl

Series 800 Maxi

A = length of cutting edges
B = head width
C = head thickness
D = head length

Tip cutter Pointed relieved head	Side cutter Tapered head	Side cutter Oval head
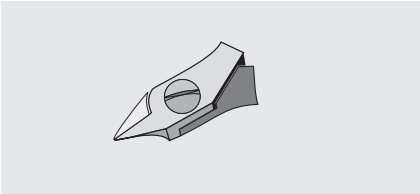	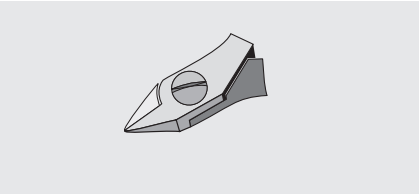	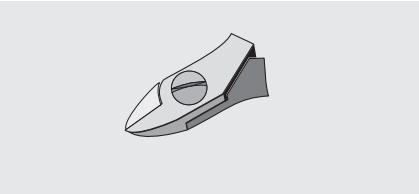

Visibility and accessibility — **Robustness, high cutting capacity**

Side cutter – oval head

120 mm/4.724 Inch
67 g /2.36 oz.

- This is the most widely used head shape.
- Fits for all cutting applications where easy access is given
- It is robust and size for size offers the highest cutting capacity.

Model	Cut	Dimensions in mm/Inch				Max. cutting capability in mm/Inch Diameter		
		A	B	C	D	Hard wire	Medium hardness	Copper wire
812N	Semi-flush	15 .590	13.5 .531	7.5 .295	21 .827	0.6 .023	1.2 .047	1.8 .070
896E	Semi-flush	15 .590	13,5 .531	7,5 .295	21 .827	ø 0,6 .023	ø 1,2 .047	ø 1,8 .070
		Suitable for cutting hard wires, Kovar, connector pins						
822N	Flush	15 .590	13.5 .531	7.5 .295	21 .827	–	1.2 .047	1.8 .070

Wire quality, see P. 38

www.labem.pl

Series 800 Maxi

Side cutter – tapered head

120 mm/4.724 Inch
83 g/2.93 oz.

- The jaws of the cutter have straight edges and taper to a point.
- This head shape allows access to difficult to reach areas but reduces the cutting capacity in comparison to the same size oval head cutter.

Model	Cut	Dimensions in mm/Inch				Max. cutting capability in mm/Inch Diameter	
		A	B	C	D	Medium hardness	Copper wire
886E	Flush	15 .590	13.5 .531	7.5 .295	21 .827	1.0 .039	1.8 .070

Tip cutter – pointed relieved head

120 mm/4.724 Inch
81 g/2.86 oz.

- This is the narrowest head shape.
- The underside is relieved and facilitates optimum access even to extremely hard-to-reach areas.

Model	Cut	Dimensions in mm/Inch				Max. cutting capability in mm/Inch Diameter	
		A	B	C	D	Medium hardness	Copper wire
884E	Flush	15 .590	13.5 .531	7.5 .295	21 .827	0.8 .031	1.6 .062

www.labem.pl

Series 800 Maxi



Tungsten-carbide cutters

- Medium sized precision cutters
- Wear resistant tungsten carbide edged cutting blades
- Manufactured from high grade tool steel
- Suitable for cutting hard and tough wires e.g. piano wire, nickel and diode leads
- Non reflecting surface, ESD safe and resharpenable



www.labem.pl

Tungsten-carbide cutters

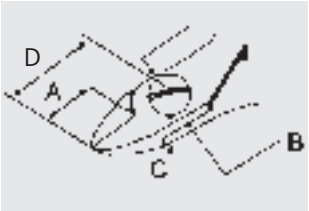

A = length of cutting edges
B = head width
C = head thickness
D = head length

Tip cutter Pointed relieved head	Tip cutter Angled wide head	Side cutter Tapered head	Side cutter Oval head
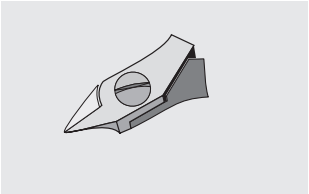	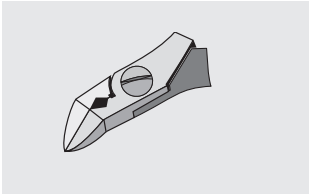	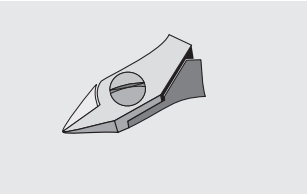	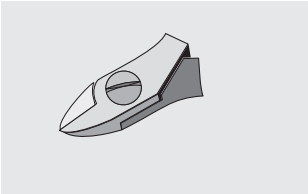

Visibility and accessibility ⟷ **Robustness, high cutting capacity**

Side cutter – oval head

115 mm/4.527 Inch
67 g/2.36 oz.

- This is the most widely used head shape.
- Fits for all cutting applications where easy access is given
- It is robust and size for size offers the highest cutting capacity.

Model	Cut	Dimensions in mm/Inch				Max. cutting capability in mm/Inch Diameter			
		A	B	C	D	Piano wire	Hard wire	Medium hardness	Copper wire
622TX	Flush	8 .315	9 .354	6 .236	15 .590	0.2 .007 Miniature cutter	0.4 .015	0.6 .023	1.2 .047
599T	Semi-flush	12 .472	11 .433	6.5 .256	19 .748	0.6 .023	0.8 .031	1.0 .039	1.5 .059
599TF	Flush	12 .472	11 .433	6.5 .256	19 .748	0.6 .023	0.8 .031	1.0 .039	1.5 .059

Wire quality, see P. 38

www.labem.pl

Tungsten-carbide cutters

Side cutter – tapered head

115 mm/4.527 Inch
67 g/2.36 oz.

- The jaws of the cutter have straight edges and taper to a point.
- This head shape allows access to difficult to reach areas but reduces the cutting capacity in comparison to the same size oval head cutter.

Model	Cut	Dimensions in mm/Inch				Max. cutting capability in mm/Inch Diameter			
		A	B	C	D	Piano wire	Hard wire	Medium hardness	Copper wire
595T	Semi-flush	12 .472	11 .433	6.5 .256	19 .748	0.4 .015	0.6 .023	0.8 .031	1.5 .059
595TF	Flush	12 .472	11 .433	6.5 .256	19 .748	0.4 .015	0.6 .023	0.8 .031	1.5 .059
2476TX1	Flush	11 .433	11 .433	6 .236	19 .748	0.3 .011	0.4 .015	0.5 .019	1.0 .039
						Series 2400 MagicSense model (Length: 130 mm / 5.118 Inch)			
576TX1	Flush	11 .433	11 .433	6.5 .256	19 .748	0.3 .011	0.4 .015	0.5 .019	1.0 .039

www.labem.pl

Tungsten-carbide cutters

Tip cutter – pointed relieved head

115 mm/4.527 Inch
67 g/2.36 oz.

- This is the narrowest head shape.
- The underside is relieved and facilitates optimum access even to extremely hard-to-reach areas.

Model	Cut	Dimensions in mm/Inch				Max. cutting capability in mm/Inch Diameter			
		A	B	C	D	Piano wire	Hard wire	Medium hardness	Copper wire
2476TX	Flush	11 .433	11 .433	6 .236	19 .748	0.1 .003	0.2 .007 Series 2400 MagicSense model	0.3 .011	1.0 .039
576TX	Flush	11 .433	11 .433	6.5 .256	19 .748	0.1 .003	0.2 .007	0.3 .011	1.0 .039

Tip cutter – angled wide head

110 mm/4.331 Inch
67 g/2.36 oz.
30°

- The angled head provides for precise cuts at different working angles.

Model	Cut	Dimensions in mm/Inch				Max. cutting capability in mm/Inch Diameter			
		A	B	C	D	Piano wire	Hard wire	Medium hardness	Copper wire
503ET	Semi-flush	9 .354	11 .433	6.5 .256	19 .748	0.4 .015	0.6 .023	0.8 .031	1.2 .047
503ETF	Flush	9 .354	11 .433	6.5 .256	20 .787	0.4 .015	0.6 .023	0.8 .031	1.2 .047

www.labem.pl

Special applications

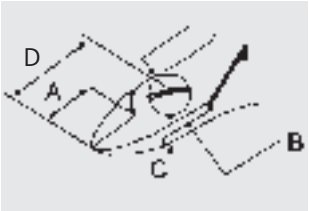

A = length of cutting edges
B = head width
C = head thickness
D = head length

Special applications – Special tool steel, ESD-safe

120 mm/4.724 Inch
100 g/3.53 oz.

- Side cutter with compound action.

Model	Cut	Dimensions in mm/Inch			Max. cutting capability in mm/Inch Diameter	
		A	B	C	Copper wire	
147A	Semi-flush	12 .472	10.5 .413	7.5 .295	1.8 .070	For cutting hard wires with minimal effort
147AT	Semi-flush	12 .472	10.5 .413	7.5 .295	1.8 .070	Model same as 147A, but with cutting edges made from tungsten carbide, model on request

115 mm/4.527 Inch
79 g/2.79 oz.

- Side cutter, suitable for cutting printed-circuit boards.

Model	Cut	Max. cutting capability in mm/Inch		
		Max. D	Max. B	
1884EPCM	Flush	1.5 .059	2.0 .078	

*Not available in North America

www.labem.pl

Special applications

110 mm/4.331 Inch
48 g/1.69 oz.

- Side cutter, suitable for precision cuts on soft materials, e.g. small silicone tubes in medical applications, precision connector seals, miniature rubber seals, soft synthetic parts.

Model	Cut	Dimensions in mm/Inch		
		A	B	C
632NCF	Super full flush	9 .354	9 .354	6 .236



115 mm/4.527 Inch
67 g/2.36 oz.

- Side cutter, suitable for cutting Kevlar® silks.

Model	Dimensions in mm/Inch			
	A	B	C	D
599FO	12 .472	11 .433	6.5 .256	19 .748

115 mm/4.527 Inch
67 g/2.36 oz.

- Side cutter with cutting edges made from tungsten carbide.

Model	Cut	Dimensions in mm/Inch				
		A	B	C	D	
599TFO	Semi-flush	12 .472	10.5 .413	6.5 .256	19 .748	Model same as 599FO, but with cutting edges made from tungsten carbide. Suitable for cutting Kevlar® silks, Vectran™-sheathed wires, optical fibres and small stainless wires

www.labem.pl

Pneumatic side cutters and tip cutters

- Pneumatic cutter
- Handy, light and precise
- Extremely versatile thanks to a selection of different cutting heads
- Easily interchangeable cutting heads
- Suitable for cutting conventional components, soft metals or small plastic parts

Pneumatic side cutters and tip cutters

130 mm/5.118 Inch
130 g/4.59 oz.

- Pneumatic-cutter housing

Model	Dimensions in mm/Inch Diameter	
	D	
1500 BSF	28	Requires 4 – 6 bar oil-free clean compressed air

Cutting heads for 1500BSF

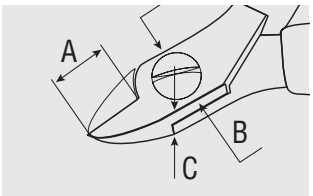

A = length of cutting edges
B = head width
C = head thickness

Side cutter – oval head

35 g/1.16 oz.

- This is the standard head shape.
- It is used for all cutting jobs in easy-to-reach areas.
- The oval head provides for a high cutting capacity and is characterised by its robustness.

Model	Cut	Dimensions in mm/Inch			Max. cutting capability in mm/Inch Diameter
		A	B	C	Copper wire
1512N	Semi-flush	10 .394	10.5 .413	6.5 .256	1.6 .062
1522N	Flush	10 .394	10.5 .413	6.5 .256	1.6 .062

Wire quality, see P. 38

www.labem.pl

Pneumatic side cutters and tip cutters

Side cutter – tapered head

35 g/1.16 oz.

- The edges of the cutter head are straight and taper to a point, allowing access to hard to reach areas.

Model	Cut	Dimensions in mm/Inch			Max. cutting capability in mm/Inch Diameter
		A	B	C	Copper wire
1522NA	Flush	9 .354	10.5 .413	6.5 .256	1.4 .055

Side cutter – pointed relieved head

32 g/1.12 oz.

- This is the narrowest head shape.
- The underside is relieved and facilitates optimum access even to extremely hard-to-reach areas.

Model	Cut	Dimensions in mm/Inch			Max. cutting capability in mm/Inch Diameter
		A	B	C	Copper wire
1522NB	Flush	9 .354	10.5 .413	6.5 .256	1.2 .047

Tip cutter – angled head

38 g/1.34 oz.
30°

- The angled head provides for precise cuts at different working angles.

Model	Cut	Dimensions in mm/Inch			Max. cutting capability in mm/Inch Diameter
		A	B	C	Copper wire
1503E	Flush	12 .472	10.5 .413	6.5 .256	1.2 .047

www.labem.pl

Distance cutters

- Erem distance cutters are available with fixed and variable cutting lengths
- The tips are polished so as to prevent board damage
- For cutting wires to the right length and for fixing components

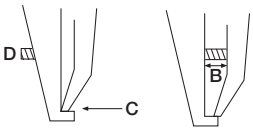

The protective stop screw D improves the performance of Erem distance cutters:
– Clearance B larger than the wire diameter = cut wire is ejected.
– Clearance B smaller than the wire diameter = cut wire is held.
Adjust protective stop screw D so that cutting edge C does not hit the opposite side.
This increases the lifetime of the cutting edge.

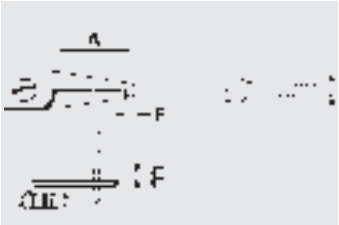

A = jaw length
E = width of tips
F = cutting length

Fixed cutting length (F)

120 mm/4.724 Inch
67 g/2.36 oz.

- Special tool steel
- ESD-safe
- Fixed cutting length (= F)
- Reduces mechanical shock on components

Model	Cut	Dimensions in mm/Inch			Max. cutting capability in mm/Inch Diameter	
		A	E	F	Copper wire	
530E06**	Flush	20 .787	3 .118	0.6 .023	1.2 .047	Cuts copper wire to a length of 0.6 mm/.023 Inch
530E08	Flush	20 .787	3 .118	0.8 .031	1.2 .047	Cuts copper wire to a length of 0.8 mm/.031 Inch
530E10	Flush	20 .787	3 .118	1.0 .039	1.2 .047	Cuts copper wire to a length of 1.0 mm/.039 Inch
530E12*	Flush	20 .787	3 .118	1.2 .047	1.2 .047	Cuts copper wire to a length of 1.2 mm/.047 Inch
530E13*	Flush	20 .787	3 .118	1.3 .051	1.2 .047	Cuts copper wire to a length of 1.3 mm/.051 Inch
530E15	Flush	20 .787	3 .118	1.5 .059	1.2 .047	Cuts copper wire to a length of 1.5 mm/.059 Inch

Wire quality, see P. 38
*Not available in North America **Order as 539E060 in North America

www.labem.pl

Distance cutters

Model	Cut	Dimensions in mm/Inch A	E	F	Max. cutting capability in mm/Inch Diameter Copper wire	
530E18*	Flush	20 .787	3 .118	1.8 .070	1.2 .047	Cuts copper wire to a length of 1.8 mm/.070 Inc
530E20*	Flush	20 .787	3 .118	2.0 .078	1.2 .047	Cuts copper wire to a length of 2.0 mm/.078 Inch

120 mm/4.724 Inch
67 g/2.36 oz.
45°

- Special tool steel
- ESD-safe
- Fixed length distance cutter
- Tapered 45°

Model	Cut	Dimensions in mm/Inch A	E	F	Max. cutting capability in mm/Inch Diameter Copper wire	
549E	Flush	20 .787	3 .118	1.5 .059	1.2 .047	Cuts wire to a length of 1.5 mm/.059 Inch
549E10*	Flush	20 .787	3 .118	1.0 .039	1.2 .047	Cuts wire to a length of 1.0 mm/.039 Inch
549E12*	Flush	20 .787	3 .118	1.2 .047	1.2 .047	Cuts wire to a length of 1.2 mm/.047 Inch

Variable cutting length (V)

120 mm/4.724 Inch
70 g/2.47 oz.

- Special tool steel
- ESD-safe
- Variable cutting length (= V)
- With protective stop screw

Model	Cut	Dimensions in mm/Inch A	E	V	Max. cutting capability in mm/Inch Diameter Copper wire	
530E15A*	Flush	20 .787	4.5 .177	1.2 – 6 .047 – .236	1.2 .047	Variable cutting length from 1.2 mm to 6 mm/ 047 to .236 Inch

115 mm/4.527 Inch
70 g/2.47 oz.

- Special tool steel
- ESD-safe
- Variable cutting length (= V)
- With protective stop screw
- Interchangeable plastic stop protects the printed-circuit board against damage

Model	Cut	Dimensions in mm/Inch A	E	V	Max. cutting capability in mm/Inch Diameter Copper wire	
573EB	Flush	20 .787	4.5 .177	0 – 5 0 – .197	0.8 .031	Variable cutting length from 0 mm to 5 mm/ 0 to .197 Inch

*Not available in North America

www.labem.pl

Good grip due to precise produced tips even at the thinnest part

- The choice of materials used for production of the pliers and a special hardening process is very important.

www.labem.pl

Erem pliers, stripping pliers, forming pliers

- Gripping and bending pliers with standard and ergonomic handles
- MagicSense – moulded handle for increase comfort
- Wide variety of head shapes
- Special tool steel, non-reflecting surface, ESD-safe

Internal patented Erem Magic Spring

- lange Lebensdauer
- Constant spring force
- Guarantees more than 1 million operations

High precision screw joint

- Smooth jaw action with no play
- Smooth cutting operation with no jaw overlapping

Precision ground jaws

www.labem.pl

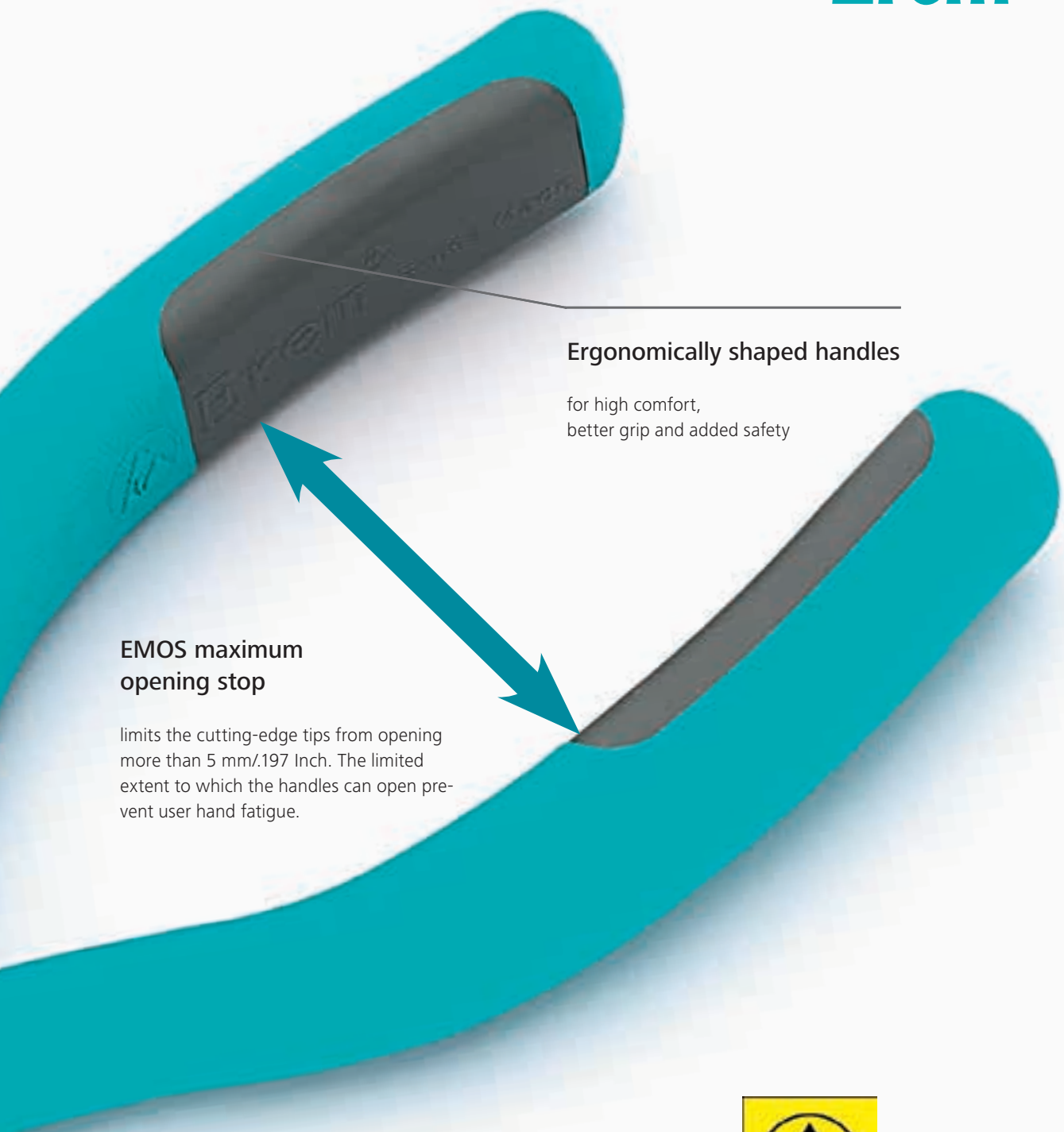

Ergonomically shaped handles

for high comfort,
better grip and added safety

EMOS maximum opening stop

limits the cutting-edge tips from opening more than 5 mm/.197 Inch. The limited extent to which the handles can open prevent user hand fatigue.

ESD-safe

The interchangeable foam-cushion handles are ESD-safe and are fitted as standard on all Erem cutters and pliers.



www.labem.pl

Erem Pliers

- Pliers for miniature and standard electronics
- Special tool steel, non-reflecting surface, ESD-safe
- High grade tool steel

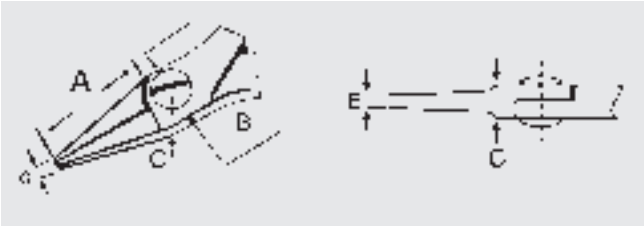

A = jaw length
B = head width
C = head thickness
E = width of tips
G = total height of both tips

Round nose pliers

120 mm/4.724 Inch
62 g/2.18 oz.

- Round nose pliers with very precise, smooth jaws.
- Suitable for forming, bending, laying and feeding in wires.

Model	Shape	Dimensions in mm/Inch				
		A	B	C	E ø	G
543E*		23 .905	9 .354	6.5 .256	0.8 .031	1.6 .062

*Order as 543 in North America

Needle nose pliers

120 mm/4.724 Inch
62 g/2.18 oz.

- Needle nose pliers with very precise, smooth and rounded jaws.
- Suitable for forming, bending, laying and feeding in wires.

Model	Shape	Dimensions in mm/Inch				
		A	B	C	E	G
547		23 .905	9 .354	6.5 .256	0.9 .035	1.2 .047

www.labem.pl

Erem pliers

Flat nose pliers

120 mm/4.724 Inch
67 g/2.36 oz.

- Flat nose pliers with smooth jaws and precision-machined edges.
- Suitable for gripping flat workpieces.

Model	Shape	Dimensions in mm/Inch				
		A	B	C	E	G
542E*		23 .905	9 .354	6.5 .256	2.4 .094	1.4 .055

*Order as 542 in North America

125 mm/4.921 Inch
67 g/2.36 oz.

- Flat nose pliers with replaceable nylon jaws.
- Nylon jaws prevent nicking and scratching.
- Suitable for forming precious metals and component connections.

Model	Shape	Dimensions in mm/Inch				
		A	B	C	E	G
531E*		23 .905	9 .354	6.5 .256	5 .197	3 .118

*Order as 531 in North America

Chain nose pliers

120 mm/4.724 Inch
67 g/2.36 oz.

- Chain nose pliers with narrow half-round jaws.
- For securely handling components.

Model	Shape	Dimensions in mm/Inch				
		A	B	C	E	G
544E*		23 .905	9 .354	6.5 .256	1 .039	1.4 .055

*Order as 544 in North America

120 mm/4.724 Inch
67 g/2.36 oz.

Model	Shape	Dimensions in mm/Inch					
		A	B	C	E	G	
544D		23 .905	9 .354	6.5 .256	1 .039	1.4 .055	Inside-serrated jaws for secure handling

www.labem.pl

Series 2400 MagicSense pliers

- Pliers for miniature and standard electronics
- Optimized ergonomically shaped handles for increased comfort
- Special tool steel, non-reflecting surface, ESD-safe

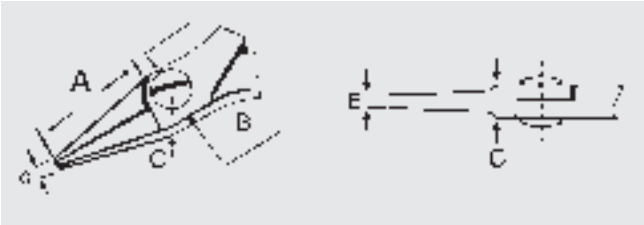

A = jaw length
B = head width
C = head thickness
E = width of tips
G = total height of both tips

Needle nose pliers

146 mm/5.748 Inch
72 g/2.54 oz.

- Needle nose pliers with very precise, smooth and rounded jaws.

Model	Shape	Dimensions in mm/Inch					
		A	B	C	E	G	
2411P		33.5 1.319	11 .433	6 .236	1 .039	1.2 .047	
2411PD		35.5 1.319	11 .433	6 .236	1 .039	1.2 .047	Model same as 2411P, but with inside-serrated jaws for secure handling

www.labem.pl

Series 2400 MagicSense pliers

Flat nose pliers

146 mm/5.748 Inch
72 g/2.54 oz.

- Flat nose pliers with smooth jaws and precision-machined edges.
- Suitable for gripping flat workpieces.

Model	Shape	Dimensions in mm/Inch				
		A	B	C	E	G
2442P		33.5 1.319	11 .433	6 .236	3.4 .139	1.2 .047

Round nose pliers

146 mm/5.748 Inch
72 g/2.54 oz.

- Round nose pliers with very precise, smooth jaws.
- Suitable for bending wires.

Model	Shape	Dimensions in mm/Inch				
		A	B	C	E ø	G
2443P		33.5 1.319	11 .433	6 .236	0.8 .031	1.6 .062

www.labem.pl

High precision stripping pliers

- Robust, high-precision tools for use in electronics and aeronautical engineering
- The required diameter is set by means of screws
- Screwdriver and key are included
- Interchangeable blades
- ESD-safe
- Special designs also available on request



Front stripping

120 mm/4.724 Inch
75 g/2.65 oz.

- Suitable for all types of insulation and optical fibres.
- Integral side cutting blade.

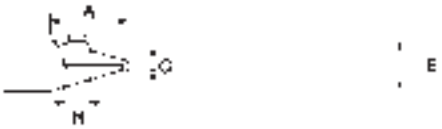

A = jaw length
E = width of tips
G = total height of both tips
H = length of cutting blade

Model	Dimensions in mm/Inch				
	A	E	G	H	Wire diameter
510AE	21 .827	5 .197	4 .157	7 .276	0.25 mm – 1.02 mm (AWG 30 – 18) .010 Inch – .040 Inch

www.labem.pl

High precision stripping pliers

Front stripping

120 mm /4.724 Inch
80 g/2.82 oz

- Unique precision for damage-free stripping of fine wires.
- Suitable for all types of insulation, Teflon®, Tefzel and optical fibres.

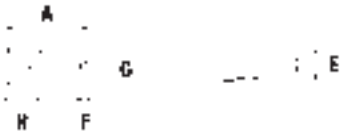

A = jaw length
E = width of tips
F = depth of interchangeable blade
G = total height of both tips
H = length of cutting blade

Model	Dimensions in mm/Inch					
	A	E	F	G	H	Wire diameter
552E	23 .905	6.5 .256	1 .039	11 .433	9 .354	0.06 mm – 0.6 mm (AWG 42 – 24) .002 Inch – .023 Inch

Side stripping

120 mm /4.724 Inch
80 g/2.82 oz

- Unique precision for damage-free stripping of fine wires.
- Suitable for all types of insulation, Teflon®, Tefzel and optical fibres.

A = jaw length
E = width of tips
F = depth of interchangeable blade
G = total height of both tips
H = length of cutting blade

Model	Dimensions in mm/Inch					
	A	E	F	G	H	Wire diameter
552S	21 .827	6.5 .256	6.7 .264	11 .433	9 .354	0.06 mm – 0.6 mm (AWG 42 – 24) .002 Inch – .023 Inch

www.labem.pl

Forming pliers for passive components

- Safe bending, forming and preparation of component connections
- High grade tool steel
- Non-reflecting surface
- ESD-safe



120 mm/4.724 Inch
70 g/2.47 oz.

- Suitable for component connections, U-shape.

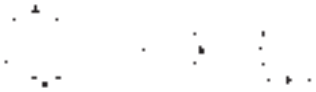

A = jaw length
D = height of tips
E = width of tips
F = length of forming tool

Model		Dimensions in mm/Inch				Max. connection diameter		
		A	D	E	F	Diodes	Capacitors	Resistors
554E*	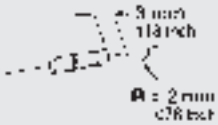	13 .512	10 .394	10 .394	10 .394	0.65 mm .025 Inch	0.7 mm .027 Inch	1/2 W

*Order as 554 in North America

120 mm/4.724 Inch
70 g/2.47 oz.

- Suitable for component connections, U-shape, axial forming.
- Narrow head shape.

A = jaw length
D = height of tips
E = width of tips
F = length of forming tool

Model		Dimensions in mm/Inch				Max. connection diameter		
		A	D	E	F	Diodes	Capacitors	Resistors
554A		23 .905	5.6 .220	2.5 .098	4.5 .177	0.65 mm .025 Inch	0.7 mm .027 Inch	1/2 W

www.labem.pl

Forming pliers for passive components

120 mm/4.724 Inch
70 g/2.47 oz.

- Suitable for secure assembly.
- Forms the two opposing Us in one operation.

A = jaw length
D = height of tips
E = width of tips
F = length of forming tool

Model		Dimensions in mm/Inch				Max. connection diameter		
		A	D	E	F	Diodes	Capacitors	Resistors
554TX		20	6.5	6.5	4	0.65 mm	0.7 mm	1/2 W
		.787	.256	.256	.157	.025 Inch	.027 Inch	

120 mm/4.724 Inch
67 g/2.36 oz.

- For cutting and bending components into two operations to a predefined length.

A = jaw length
D = height of tips
E = width of tips
F = length of forming tool

Model		Dimensions in mm/Inch				Max. connection diameter		
		A	D	E	F	Diodes	Capacitors	Resistors
50788	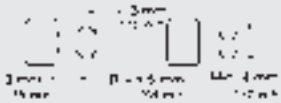	23	4	3		0.65 mm	0.7 mm	1/2 W
		.905	.157	.118		.025 Inch	.027 Inch	

120 mm/4.724 Inch
67 g/2.36 oz.

- For cutting and bending different types of components with two outputs.

A = jaw length
D = height of tips
E = width of tips
F = length of forming tool

Model		Dimensions in mm/Inch				Max. connection diameter		
		A	D	E	F	Diodes	Capacitors	Resistors
50789Z		23	3.3	3.5		0.65 mm	0.7 mm	1/2 W
		.905	.130	.138		.025 Inch	.027 Inch	

www.labem.pl

Forming pliers

High precision forming tools for active components

- Safe bending, forming and preparation of component connections, specially for integrated components and power transistors
- High grade tool steel
- Non-reflecting surface
- ESD-safe

120 mm/4.724 Inch
85 g/3.00 oz.

- Suitable for bending flat components, contacts, power transistors, Triac connections to a right angle.

Model		Dimensions in mm/Inch	
		K max.	M
500103A*		15 .590	3 – 12 .118 – .472

120 mm/4.724 Inch
85 g/3.00 oz.

- Suitable for cutting and bending Series TO components, diodes and mechanical parts to a right angle.
- Easily adjustable with interchangeable cutting edges.

Model		Dimensions in mm/Inch	
		K max.	M
500210E		11 .433	3.8 – 15 .149 – .590

*Not available in North America

www.labem.pl

High precision forming tools for active components

120 mm/4.724 Inch
85 g/3.00 oz.

- 3 connections, suitable for bending components of Series TO 126, 218, 220 and power transistors through 90° in two rows.
- Adjusted by means of a screw.

Model		Dimensions in mm/Inch		
		K max.	M	I
500104A		13 .512	3.5 – 15 .138 – .590	2.54 .100

High precision forming pliers for Flat Packs, Quads

120 mm /4.724 Inch
100 g/3.53 oz.

- Suitable for bending flat components, contacts, power transistors, Triac connections to a right angle.

Model		Dimensions in mm/Inch		
		A	K max.	M
80013C		17 .669	13 .512	2.8 .110

High precision forming pliers for DIL pins

120 mm/4.724 Inch
98 g/3.46 oz.

- Suitable for cutting and bending DIL pins through 90° in one operation.
- Up to max. 20 DIL pins.

Model		Dimensions in mm/Inch	
		E	F
809IC		25 .984	0.9 .035

www.labem.pl

IC and SMD tools, Fibre optic tools, Vacuum micromanipulator

- IC and SMD tools with precise fine adjustment for inserting, extracting, straightening and cutting IC and SMD components
- High-precision tools for optical fibres for professional stripping, suitable for cutting Kevlar® silks, Vectran™-sheathed wires, etc.
- Vacuum system for precise handling of tiny SMD components and silicon wafers, suitable for assembly and laboratory work

www.labem.pl

www.labem.pl

IC and SMD tools

- IC and SMD tools for inserting, extracting, straightening and cutting IC and SMD components
- Non-reflecting surface
- ESD-safer

Inserting and extracting

120 mm/4.724 Inch

- One screwdriver included for fine adjustments.

Model		Dimensions in mm/Inch				
		E		505C	505BGC	505BG
505C		20	Pins:	14 - 6	28	28
		.787				
505BGC		36				
		1.417				
505BG		36				
		1.417	Width:	300	300	.EEE

Straightening

130 mm/5.118 Inch
120 g/4.24 oz.

- Practical straightening tool, suitable for straightening contacts, DIL/IC connections.
- Up to 16 connections possible.

Model		Dimensions in mm/Inch		
		A	E	G
808G		23	42	1
		.905	1.653	.039

www.labem.pl

IC and SMD tools

Cutting

110 mm/4.331 Inch
48 g/1.69 oz.

- High-precision tip cutter.
- For connections of SMD micro-packages up to 0.25 mm/ .010 Inch, also for pitches smaller than 1/20".
- For µ pitches below 0.5 mm/.019 Inch, you will need the 670EPF model.
- Please send component when ordering.

Model	Cut	Dimensions in mm/Inch		
		A	D	E
670EP	Flush 	10 .394	3 .118	2 .079

115 mm/4.527 Inch
67 g/2.36 oz.

- High-precision tip cutter, bent.
- Practical rework tool.
- For cutting DIL contacts directly on the component.
- Ideal for densely printed boards.

Model	Cut	Dimensions in mm/Inch	
		A	D
593AE	Flush	20 .787	4 .157

Kit for SMD work

- For SMD assembly and repair applications.
- 6-piece tool kit with monitored discharging ESD handles.
- Special tool steel, non-reflecting surface, resharpenable (cutter).
- High-quality precision tweezers, non-magnetic.
- In an ESD-safe plastic case.

Model	Description
3900KC	Kit for SMD work
contents:	
51SA	Precision tweezers with very pointed tips, bent 30°, relieved; length 115 mm/4.527 Inch
102ACA	SMD tweezers with angled tips and blunted edges, suitable for vertical working with small components; length 115 mm/4.527 Inch
103ACA	SMD tweezers with angled tips and blunted edges for vertical working with small components; length 115 mm/4.527 Inch
150SAMB	SMD tweezers with bent tips 40°, serrated finger grips for gripping small cylindrical parts, dia. 1.2 – 2.5 mm/.047 – .108 Inch; length 120 mm/4.724 Inch
150SAMF	SMD tweezers with straight tips and serrated finger grips for gripping small cylindrical parts, dia. 1.2 – 2.5 mm/.047 – .108 Inch; length 120 mm/4.724 Inch
670EP	High-precision tip cutter for connections of SMD micro-packages up to 0.25 mm/.010 Inch

www.labem.pl

High precision tools for optical fibres

- Suitable for simple and precise stripping of optical fibres
- High grade tool steel
- Non-reflecting surface
- ESD-safe

Side stripping

120 mm /4.724 Inch
80 g/2.82 oz.

- Suitable for all types of insulation, Teflon®, Tefzel and optical fibres.
- Unlimited stripping length thanks to side stripping.
- Diameter is set by means of two screws.
- Replaceable cutting blade.

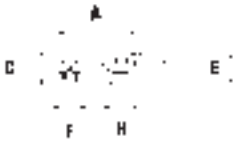

A = jaw length
E = width of tips
F = depth of interchangeable blades
G = total height of both tips
H = length of cutting blade

Model	Dimensions in mm/Inch					
	A	E	F	G	H	Wire diameter
552S	21 .827	6.5 .256	6.7 .264	11 .433	9 .354	0.06 mm – 0.60 mm (AWG 42 – 24) .002 Inch – .023 Inch

Holding / gripping

120 mm/4.724 Inch
20 g/0.71 oz.

- Stainless-steel tweezers with synthetic tips (PPS).
- Non-reflecting surface.
- Non-magnetic.

Model	Description
249SA	Precision tweezers with pointed synthetic tips (PPS) to protect optical fibres and serrated finger grips for secure handling. Volume resistance 16 Ω/cm. Heat-resistant up to 250°C (480°F). Resistant to acids and molten soldering tin. Water-repellent.

www.labem.pl

High precision tools for optical fibres

Cutting

115 mm/4.527 Inch
67 g/2.36 oz.

- Side cutter, suitable for cutting Kevlar® silks, Vectran™-sheathed wires, optical fibres and small stainless wires.

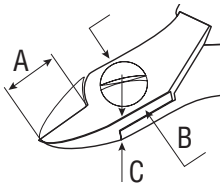

A = length of cutting edges
B = head width
C = head thickness

Model	Dimensions in mm/Inch		
	A	B	C
599FO	15 .590	10.5 .413	6.5 .256

115 mm/4.527 Inch
67 g/2.36 oz.

- Side cutter, suitable for cutting Kevlar® silks, Vectran™-sheathed wires, optical fibres and small stainless wires.

Model	Cut	Dimensions in mm/Inch		
		A	B	C
599TFO	Semi-flush	15 .590	10.5 .413	6.5 .256

www.labem.pl

Vacuum micromanipulator

- Professional vacuum system for precise handling of tiny SMD components and silicon wafers
- Suitable for assembly and laboratory work

Advantages of the vacuum micromanipulator:

- Easy picking up of components or silicone wafers
- Immediate set-down/release of parts
- Full 360° rotating system
- Direct axial switch for vacuum
- Ergonomic shape reduces hand and wrist fatigue
- ESD-safe

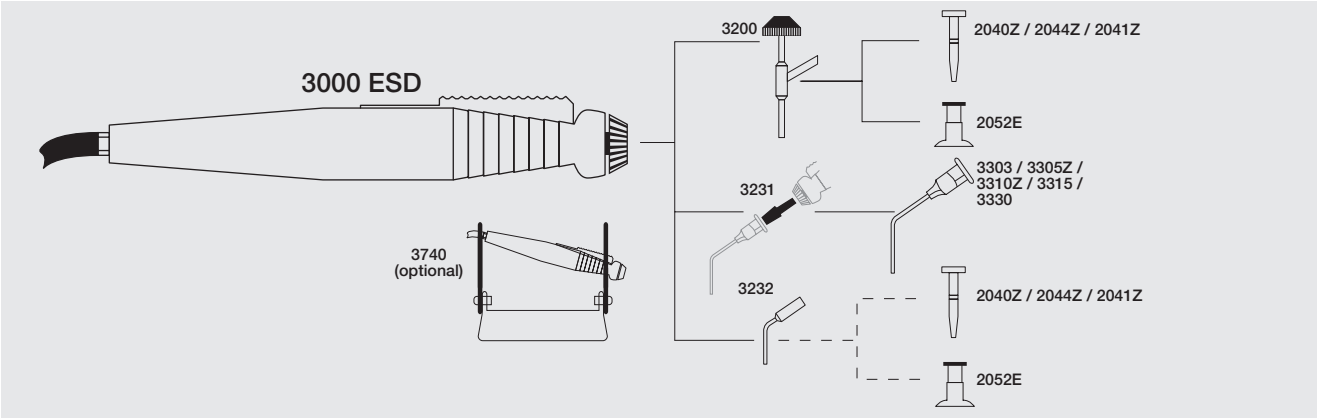

Handle

140 mm/5.512 Inch
35 g/1.23 oz.

- Ergonomic handle with axial switch, serrated finger grip for secure handling.

Model	Dimensions in mm/Inch	
3000ESD*	Dia. 10 mm .394 Inch	Handle

*Not available in North America

www.labem.pl

Inserts for 3000ESD housing

Adapters

Model				Description
3200*		25 mm .984 Inch	15 g 0.53 oz.	Stainless-steel adapter, rotatable through 360°, straight suction tip for direct working or as an adapter for suction tips or suction cups
3231*		5 mm .197 Inch	5 g 0.17 oz.	Adapter fix, for working with Series 3300 suction tips
3232*		15 mm total .590 Inch	3 g 0.10 oz.	Adapter fix, for direct working or as an adapter for suction tips 20442/20412 or suction cup 2052E

Suction tips, straight

- Polyethylene suction tip.
- For working with 3200 or 3232 adapter.

Model		Outside diameter	Inside diameter
2044Z*		1.3 mm .051 Inch	0.9 mm .035 Inch
2041Z*		2.0 mm .078 Inch	1.4 mm .015 Inch

*Not available in North America

www.labem.pl

Inserts for 3000ESD housing

Suction needles

- Stainless-steel suction needle.
- Bent 45°.
- For working with 3200 or 3232 adapter.

Model		Outside diameter	Inside diameter
3303*		0.30 mm .011 Inch	0.16 mm .006 Inch
3305Z*		0.50 mm .020 Inch	0.25 mm .019 Inch
3310Z*		1.0 mm .039 Inch	0.65 mm .025 Inch

Suction cups

- Silicone suction cup.
- For working with 3200 or 3232 adapter.

Model		Diameter
2052E*		4.5 mm .177 Inch

*Not available in North America

www.labem.pl

Inserts for 3000ESD housing

Accessories

Model	Description
3714Z*	Diaphragm pump 230 V, 5 l/min, max. vacuum –250 mbar
3008ESD*	Tube, flexible, 1.8 m/70.866 Inch, ESD-safe
3717*	Filter for tube 3008ESD
3740*	Table holder for 3000ESD (without accessories)

Vacuum kit

- Complete accessories for easy pick-up and immediate set-down of components or silicon wafers.
- Set for laboratory work.
- In an ESD-safe plastic case.

Model	Description	
3000KCESD*	Vacuum kit	
	contents:	
	3000ESD	Handle
	3200	Adapter, rotatable through 360°
	3231	Adapter fix
	3305Z, 3310Z, 3315	Suction needles
	2052E	Suction cup, dia. 4.5 mm / .177 Inch
	KDS 260L	Suction cup, dia. 9.5 mm / .374 Inch
	3740	Table holder
	3714Z	Diaphragm pump 230 V
	3008ESD	Tube, flexible
	3717	Filter
	102ACA	SMD tweezers, 115 mm / 4.527 Inch, with bent tips and blunted edges. For vertical working with small components. Stainless steel, non-reflecting surface, non-magnetic.

*Not available in North America

www.labem.pl

Swiss high precision tools in a kit

- Large selection of tool kits with high-quality precision tools
- Optimum combination of suitable precision tools for many applications, e.g. in microelectronics, medicine or biology
- Precision tools in an ESD-safe plastic case with padded foam inlay

www.labem.pl

www.labem.pl

Swiss high precision tools in a kit

Erem Toolset Universal

- For use in electronics assembly, the watchmaking industry, medicine or dentistry.
- 11-piece tool kit with monitored discharging ESD handles.
- Special tool steel, non-reflecting surface, resharpenable (cutter).
- High-quality precision tweezers, non-magnetic, for assembly work in electronics and light engineering.
- Precision screwdriver with hardened, durable tips, for precision working in confined areas.
- In an ESD-safe plastic case.

Model	Description	
3600KU*	Erem Toolset Universal	
contents:		
XP600	Precision-screwdriver set for electronics	4 regular screwdrivers: 1.5 x 60 mm/.059 x 2.362 Inch, 2.0 x 60 mm/.078 x 2.362 Inch, 2.5 x 60 mm/.098 x 2.362 Inch, 3.0 x 60 mm/.118 x 2.362 Inch, 2 Phillips screwdrivers No. 0 and No. 00
2412E	Series 2400 MagicSense side cutter, semi-flush, oval head	Robust head for universal use, hard wire 0.5 mm/.019 Inch, medium hardness 1.0 mm/.039 Inch, Cu 1.6 mm/.066 Inch
2442P	Series 2400 MagicSense flat nose pliers	With smooth jaws, precision-machined edges, e.g. for gripping flat workpieces
622NB	Tip cutter, flush, relieved, long, fine head	Miniature cutter for excellent access, flush, medium hardness 0.6 mm/.023 Inch, Cu 0.8 mm/.031 Inch
AASA	Precision tweezers	Pointed tips straight, special stainless steel, non-magnetic
2ASASL	Precision tweezers	With flat rounded tips, tip widths 2 mm/.078 Inch, special stainless steel, non-magnetic

*Not available in North America

www.labem.pl

Swiss high precision tools in a kit

Erem Toolset SMD

- For SMD assembly and repair applications.
- 6-piece tool kit with monitored discharging ESD handles.
- Special tool steel, non-reflecting surface, resharpenable (cutter).
- High-quality precision tweezers, non-magnetic, for SMD work.
- In an ESD-safe plastic case.

Model	Description		
3900KC	Erem Toolset SMD		
contents:			
51SA	Precision tweezers		With very pointed tips, angled 30°, relieved
102ACA	SMD precision tweezers	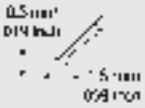	Tip width 0.5 mm/.019 Inch, angled 45°
103ACA	SMD precision tweezers		Tip width 1 mm/.039 Inch, angled 45°
150SAMB	SMD precision tweezers		With round tips, dia. 1.2 mm – 2.5 mm/.047 Inch – .098 Inch, angled 40°, serrated finger grips for gripping cylindrical components
150SAMF	SMD precision tweezers		With round, very narrow tips, dia. 1.2 mm – 2.5 mm/ .047 Inch – .098 Inch, serrated finger grips
670EP	Miniature tip cutter, flush, relieved head		For SMD and micro-package contacts up to 0.25 mm/.010 Inch

*Not available in North America

www.labem.pl

Swiss high precision tools in a kit

Erem 2400 MagicSense

- For use in electronics, PCB assembly, wire and connection handling.
- 3-piece tool kit.
- MagicSense moulded handle with soft touch for increased comfort and grip.
- Induction-hardened cutting edges in Rockwell hardness 64-65 HRc, high grade of hardness for exceptionally long life.
- High grade tool steel, non-reflecting surface, ESD-safe, resharpenable.
- In an ESD-safe plastic case.

Model	Description	
2400KMS*	Erem 2400 MagicSense	
contents:		
2412E	Series 2400 MagicSense side cutter, semi-flush, oval head	Robust head for universal use, hard wire 0.5 mm/.019 Inch, medium hardness 1.0 mm/.039 Inch, Cu 1.6 mm/.062 Inch
2482E	Series 2400 MagicSense tip cutter, flush, narrow head	Angled 45°, ideally suitable for working on printed-circuit boards, component connections, can be used in both 90° and 180° applications
2411P	Series 2400 MagicSense needle nose pliers	Smooth, rounded jaws

*Not available in North America

www.labem.pl

Swiss high precision tweezers in a kit

Erem Tweezers Prime Selection

- High-quality precision tweezers for use in microelectronics, light engineering, laboratory work, biology and medicine.
- 3-piece tweezer kit.
- Special stainless steel, non-magnetic, non-rusting, acid-proof.
- In an ESD-safe plastic case.

Model	Description	
3300TPS*	Erem Tweezers Prime Selection	
contents:		
3SA	Precision tweezers	With pointed tips straight
2ASA	Precision tweezers	With flat rounded tips for gripping smaller components, tip width 2 mm/.078 Inch
7SA	Precision tweezers	Curved, relieved, with pointed tips

*Not available in North America

www.labem.pl

Swiss high precision tweezers in a kit

Erem SMD Tweezers – Universal

- High-quality precision tweezers for SMD work with assorted shapes of chip, SOT, MELFs, mini MELFs, flatpacks.
- 4-piece tweezer kit.
- Blunted edges prevent PCB damage.
- Special stainless steel, non-magnetic, non-rusting, acid-proof.
- In an ESD-safe plastic case.

Model	Description	
3400TSMDU*	Erem SMD Tweezers – Universal	
contents:		
103ACA	SMD precision tweezers	Angled 45°, tip width 0.5 mm/.019 Inch
150SAMF	SMD precision tweezers	With round tips, angled 40°, serrated finger grips for secure handling, for gripping cylindrical components
102ACAX	SMD precision tweezers	With angled pointed tips for vertical use, reverse clamping action for easy handling
7SA	Precision tweezers	Curved, relieved, with pointed tips

*Not available in North America

www.labem.pl

Swiss high precision tweezers in a kit

Erem Premium Tweezers

- High-quality precision tweezers for microelectronics, light engineering and SMD work.
- 5-piece tweezer kit.
- Blunted edges prevent PCB damage.
- Special stainless steel, non-magnetic, non-rusting, acid-proof.
- In an ESD-safe plastic case.

Model	Description		
3500TP*	Erem Premium Tweezers		
contents:			
3SA	Precision tweezers		With pointed tips straight
2ASA	Precision tweezers		With flat rounded tips for gripping small components, tip width 2 mm/.078 Inch
7SA	Precision tweezers		Curved, relieved, with pointed tips
102ACA	SMD precision tweezers	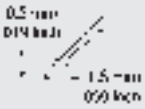	Tip width 0.5 mm/.019 Inch, angled 45°
15AGW	Cutting tweezers		With narrow oblique head, for soft wires, hardened cutting edges for increased service life

*Not available in North America

www.labem.pl

Swiss high precision tools in a kit

Vacuum kit

- Complete accessories for easy pick-up and immediate set-down of components or silicon wafers.
- Set for laboratory work.
- In an ESD-safe plastic case.

Model	Description	
3000KCESD*	Vacuum kit	
contents:		
3000ESD	Handle	Size: 400 x 320 x 150 mm/15.748 x 12.598 x 5.905 Inch, 2.2 kg, with axial switch, ergonomic, serrated finger grip
3200	Adapter, rotatable through 360°	Stainless-steel adapter, rotatable through 360°, straight suction tip for direct working or as an adapter for section tips or suction cups
3231	Adapter fix	For working with 3300 suction tips
3305Z, 3310Z, 3315		Suction needles, 45°, stainless steel For working 3231 adapter
2052E	Suction cup, dia. 4.5 mm/.177 Inch, silicone	For working with 3200 or 3232 adapter
KDS 260L	Suction cup, dia. 9.5 mm/.374 Inch	
3740	Table holder	
3714Z	Diaphragm pump	230 V, 5 l/min, max. vacuum –250 mbar
3008ESD	Tube, flexible,	1.8 m, ESD-safe
3717	Filter	for tube 3008ESD
102ACA	SMD tweezers	115 mm/4.527 Inch, with curved tips and blunted edges, for vertical working with small components, stainless steel, non-reflecting surface, non-magnetic

*Not available in North America

www.labem.pl



www.labem.pl

www.labem.pl

www.labem.pl

Knives

Order No.	Description	Size Inch	Size mm
XN100	Knife, Light duty for soft material	5 $^{13}/_{16}$	148
XN200	Knife, Medium duty for hard material	5 $^{3}/_{4}$	146
XN210	Knife, Heavy duty plastic handle for coars jobs	5 $^{7}/_{16}$	137
XNS100	Light and medium duty knife set contains 10 assorted blades: XN100, XN200, XNB103 (2 pcs.), XNB105 (2 pcs.), XNB101, XNB203, XNB205 (2 pcs.), XNB201		

Blades for XN100

Order No.	Description	Pack quantity
XNB101	Blade, Standard	5
XNB103	Blade, Fine pointed	5
XNB103B	Blade, Fine pointed	100
XNB105	Blade, Stencil	5

Blades for XN200 and XN210

Order No.	Description	Pack quantity
XNB201	Blade, Chisel	5
XNB203	Blade, General purpose	5
XNB205	Blade, Pointed	5

www.labem.pl

Shearcutter – general purpose

- Cutting copper wire to 0,8 mm diameter

Order No.	Description	Size Inch	Size mm
170M	Shearcutter, red handles	5	127
175M	Shearcutter with safety clips, red handles	5	127

Sheet metal Snip

Order No.	Description	Size Inch	Size mm
86NCG	Snip, electronic	6 $^{1}/_{2}$	165

Wire Stripper & Cutters

Order No.	Description	Size Inch	Size mm
100XV	Wire Stripper & Cutter, adjustable	5	127
101SNV	Wire Stripper & Cutter, spring-opening	5	127

www.labem.pl

Mini Screwdriver Set with Slotted/Phillips Screwdrivers

Order No.	Description
M60	**Mini Screwdriver Set with Slotted/Phillips Screwdrivers (7 pcs.)**

Offset Ratches Screwdriver Set

Order No.	Description
XL75	**Offset Ratches Screwdriver Set**

www.labem.pl

Screwdriver Set for slotted Screws – Inch Size

Order No.	Description	Length Inch	Length mm	Colour
PS88	**Screwdriver Set for Slotted Screws – Inch Size**			
consists of:				
P3321*	Screwdriver, Midget 3/32" (2,38 mm)	3 1/2	89	green
P181*	Screwdriver, Midget 1/8" (3,18 mm)	3 1/2	89	red
P5321*	Screwdriver, Midget 5/32" (3,97 mm)	3 1/2	89	black
P3161*	Screwdriver, Midget 3/16" (4,76 mm)	3 1/2	89	orange
P141	Screwdriver, Midget 1/8" (3,18 mm)	3 1/2	89	amber
P0*	Screwdriver, Philips Nr. 0	3 1/2	89	blue
P1*	Screwdriver, Philips Nr. 1	3 1/2	89	brown
P2*	Screwdriver, Philips Nr. 2	3 1/2	89	amber
TA2*	Torque amplifier handle			black

Screwdriver Set for Hex Socket Screws – Inch Size

Order No.	Description	Length Inch	Length mm
PS89	**Screwdriver Set for Hex Socket Screws – Inch Size**		
consists of:			
P18*	Screwdriver, Midget, Hex, 0,028" (0,71 mm)	3 1/2	89
P19*	Screwdriver, Midget, Hex, 0,035" (0,89 mm)	3 1/2	89
P20*	Screwdriver, Midget, Hex, 0,050" (1,27 mm)	3 1/2	89
P21*	Screwdriver, Midget, Hex, 1/16" (1,59 mm)	3 1/2	89
P22*	Screwdriver, Midget, Hex, 5/64" (1,98 mm)	3 1/2	89
P23*	Screwdriver, Midget, Hex, 3/32" (2,38 mm)	3 1/2	89
P764*	Screwdriver, Midget, Hex, 7/64" (2,78 mm)	3 1/2	89
P24*	Screwdriver, Midget, Hex, 1/8" (3,18 mm)	3 1/2	89
TA2*	Torque amplifier handle, black		

*Discontinued

www.labem.pl

Compact Convertible Hex Socket Srewdriver Set – Metric Size

Order No.	Description	Length Inch	Length mm
PS90MM consists of:	**Compact Convertible Hex Socket Srewdriver Set – Metric Size**		
P71*	Screwdriver, Midget, Hex, 1,27 mm	3 1/2	89
P72*	Screwdriver, Midget, Hex, 1,5 mm	3 1/2	89
P73*	Screwdriver, Midget, Hex, 0,89 mm	3 1/2	89
P74*	Screwdriver, Midget, Hex, 2,5 mm	3 1/2	89
P75*	Screwdriver, Midget, Hex, 3 mm	3 1/2	89
P76*	Screwdriver, Midget, Hex, 4 mm	3 1/2	89
P77*	Screwdriver, Midget, Hex, 5 mm	3 1/2	89
P78*	Screwdriver, Midget, Hex, 0,89 mm	3 1/2	89
TA2*	Torque amplifier handle, black		

Nutdriver Set – Inch Sizes

Order No.	Description	Length Inch	Length mm	Colour
PS120 consists of:	**Nutdriver Set – Inch Size**			
P3*	Nutdriver, Midget, 3/32" (2,38 mm)	3 1/2	89	blue
P4*	Nutdriver, Midget, 1/18" (3,18 mm)	3 1/2	89	red
P5*	Nutdriver, Midget, 5/32" (3,97 mm)	3 1/2	89	amber
P6*	Nutdriver, Midget, 3/16" (4,76 mm)	3 1/2	89	black
P7*	Nutdriver, Midget, 7/32" (5,56 mm)	3 1/2	89	brown
P8*	Nutdriver, Midget, 1/4" (6,35 mm)	3 1/2	89	rred
P9*	Nutdriver, Midget, 9/32" (7,14 mm)	3 1/2	89	orange
P10*	Nutdriver, Midget, 5/16" (7,94 mm)	3 1/2	89	amber
P11*	Nutdriver, Midget, 11/32" (8,73 mm)	3 1/2	89	green
P12*	Nutdriver, Midget, 3/8" (9,53 mm)	3 1/2	89	blue
TA2*	Torque amplifier handle			black

*Discontinued

www.labem.pl

Compact Convertible Nutdriver Set – Metric Sizes

Order No.	Description	Length Inch	Length mm
PS121MM consists of:	**Compact Convertible Nutdriver Set – Metric Size**		
P3MM*	Nutdriver, Midget, 3 mm (0,118")	3 1/2	89
P35MM*	Nutdriver, Midget, 3,5 mm (0,138")	3 1/2	89
P4MM*	Nutdriver, Midget, 4 mm (0,157")	3 1/2	89
P45MM*	Nutdriver, Midget, 4,5 mm (0,177")	3 1/2	89
P5MM*	Nutdriver, Midget, 5 mm (0,197")	3 1/2	89
P55MM*	Nutdriver, Midget, 5,5 mm (0,217")	3 1/2	89
P6MM*	Nutdriver, Midget, 6 mm (0,236")	3 1/2	89
P7MM*	Nutdriver, Midget, 7 mm (0,276")	3 1/2	89
P8MM	Nutdriver, Midget, 8 mm (0,315")	3 1/2	89
P10MM	Nutdriver, Midget, 10 mm (0,394")	3 1/2	89
TA2*	Torque amplifier handle, black		

*Discontinued

www.labem.pl

Order No.	Description
99MP	**Multi-purpose Tool Kit, Roll Kit**
consists of:	
991X	Regular Handle
994	T-Handle
99X5	Extension, 4"
99820	Blade, Screwdriver, Phillips No. 0
99821	Blade, Screwdriver, Phillips No. 1
99822	Blade, Screwdriver, Phillips No. 2
996	Blade, Nutdriver, 3/16"
997	Blade, Nutdriver, 7/32"
998	Blade, Nutdriver, 1/4"
998M	Blade, Nutdriver, magnetic, 1/4"
999	Blade, Nutdriver, 9/32"
9910	Blade, Nutdriver, 5/16"
9911	Blade, Nutdriver, 11/32"
9912	Blade, Nutdriver, 3/8"
9914	Blade, Nutdriver, 7/16"
9916	Blade, Nutdriver, 1/2"
9920	Blade, Screwdriver, Allen Hex Type, 0,050"
9921	Blade, Screwdriver, Allen Hex Type, 1/16"
9922	Blade, Screwdriver, Allen Hex Type, 5/64"
9923	Blade, Screwdriver, Allen Hex Type, 3/32"
99764	Blade, Screwdriver, Allen Hex Type, 7/64"
9924	Blade, Screwdriver, Allen Hex Type, 1/8"
99964	Blade, Screwdriver, Allen Hex Type, 9/64"
9925	Blade, Screwdriver, Allen Hex Type, 5/32"
9926	Blade, Screwdriver, Allen Hex Type, 3/16"
9961	Blade, Bristol 6-flute Multiple Spline, 0,048"
9962	Blade, Bristol 6-flute Multiple Spline, 0,060"
9963	Blade, Bristol 4-flute Multiple Spline, 0,069"
9964	Blade, Bristol 6-flute Multiple Spline, 0,072"
9965	Blade, Bristol 4-flute Multiple Spline, 0,076"
9966	Blade, Bristol 6-flute Multiple Spline, 0,096"
9967	Blade, Bristol 6-flute Multiple Spline, 0,111"
9968	Blade, Bristol 6-flute Multiple Spline, 0,145"
9969	Blade, Bristol 6-flute Multiple Spline, 0,183"
99125	Blade, Screwdriver, Slotted, 1/8"
99811	Blade, Screwdriver, Slotted, 3/16"
99250	Blade, Screwdriver, Slotted, 1/4"
99312	Blade, Screwdriver, Slotted, 5/16"
9938	Reamer, 1/8" x 3/8"

www.labem.pl

Order No.	Description
99SPC	**Personal Computer Repair Kit**
consists of:	
E1	IC-Inserter
X1	IC-Extractor
T1	Tweezer
R1	Gripping Tool
99820	Blade, Screwdriver, Phillips No. 0
99821	Blade, Screwdriver, Phillips No. 1
9910XTD	Torx Blade No. 10
9915XTD	Torx Blade No. 15
996	Blade, Nutdriver, 3/16“
998	Blade, Nutdriver, 1/4“
99811	Blade, Screwdriver, Slotted, 3/16“

Order No.	Description
99PS40	**Allen Hex Type Screwdriver Set – Inch Size**
consists of:	
991X	Regular Handle
99X5	Extension 4“
9920	Blade, Screwdriver, Allen Hex Type, 0,050“
9921	Blade, Screwdriver, Allen Hex Type, 1/16“
9922	Blade, Screwdriver, Allen Hex Type, 5/64“
9923	Blade, Screwdriver, Allen Hex Type, 3/32“
99764	Blade, Screwdriver, Allen Hex Type, 7/64“
9924	Blade, Screwdriver, Allen Hex Type, 1/8“
99964	Blade, Screwdriver, Allen Hex Type, 9/64“
9925	Blade, Screwdriver, Allen Hex Type, 5/32“
9926	Blade, Screwdriver, Allen Hex Type, 3/16“

www.labem.pl

Order No.	Description
99PS41MM	**Allen Hex Type Screwdriver Set – Metric Size**
consists of:	
991X	Regular Handle
99X5	Extension 4"
9971MM	Blade, Screwdriver, Allen Hex Type, 1,27 mm
9972MM	Blade, Screwdriver, Allen Hex Type, 1,5 mm
9973MM	Blade, Screwdriver, Allen Hex Type, 2 mm
9974MM	Blade, Screwdriver, Allen Hex Type, 2,5 mm
9975MM	Blade, Screwdriver, Allen Hex Type, 3 mm
9976MM	Blade, Screwdriver, Allen Hex Type, 4 mm
9977MM	Blade, Screwdriver, Allen Hex Type, 5 mm



Order No.	Description
99PS40BP	**Ballpoint Allen Hex Socket Type Screwdriver Set – Inch**
consists of:	
991X	Extension 4"
99X5	Verlängerung, 102 mm
9920BP	Blade, Screwdriver, Allen Hex Type, Ballpoint, 0,05"
9921BP	Blade, Screwdriver, Allen Hex Type, Ballpoint, 1/16"
9922BP	Blade, Screwdriver, Allen Hex Type, Ballpoint, 5/64"
9923BP	Blade, Screwdriver, Allen Hex Type, Ballpoint, 3/32"
99764BP	Blade, Screwdriver, Allen Hex Type, Ballpoint, 7/64"
9924BP	Blade, Screwdriver, Allen Hex Type, Ballpoint, 1/8"
99964BP	Blade, Screwdriver, Allen Hex Type, Ballpoint, 9/64"
9925BP	Blade, Screwdriver, Allen Hex Type, Ballpoint, 5/32"
9926BP	Blade, Screwdriver, Allen Hex Type, Ballpoint, 3/16"

www.labem.pl



Order No.	Description
99PS41MMBP	**Ballpoint Allen Hex Socket Type Screwdriver Set – Metric Size**
consists of:	
991X	Regular Handle
99X5	Extension 4"
9971MMBP	Blade, Screwdriver, Allen Hex Type, Ballpoint, 1,27 mm
9972MMBP	Blade, Screwdriver, Allen Hex Type, Ballpoint, 1,5 mm
9973MMBP	Blade, Screwdriver, Allen Hex Type, Ballpoint, 2 mm
9974MMBP	Blade, Screwdriver, Allen Hex Type, Ballpoint, 2,5 mm
9975MMBP	Blade, Screwdriver, Allen Hex Type, Ballpoint, 3 mm
9976MMBP	Blade, Screwdriver, Allen Hex Type, Ballpoint, 4 mm
9977MMBP	Blade, Screwdriver, Allen Hex Type, Ballpoint, 5 mm



Order No.	Description
99PS50	**Screwdriver & Nutdriver Set**
consists of:	
991X	Regular Handle
99X5	Extension 4"
99821	Blade, Screwdriver, Phillips No. 0
99822	Blade, Screwdriver, Phillips No. 1
996	Blade, Nutdriver, 3/16"
997	Blade, Nutdriver, 7/32"
998	Blade, Nutdriver, 1/4"
999	Blade, Nutdriver, 9/32"
9910	Blade, Nutdriver, 5/16"
9911	Blade, Nutdriver, 11/32"
9912	Blade, Nutdriver, 3/8"
99811	Blade, Screwdriver, Slotted, 3/16"
99250	Blade, Screwdriver, Slotted, 1/4"

www.labem.pl

Order No.	Description
99PS51MM	**Interchangeable Shank, Nutdriver Set – Metric Size**
consists of:	
991X	Regular Handle
99X5	Extension 4"
994MM	Blade, Nutdriver, 4 mm
9945MM	Blade, Nutdriver, 4,5 mm
995MM	Blade, Nutdriver, 5 mm
9955MM	Blade, Nutdriver, 5,5 mm
996MM	Blade, Nutdriver, 6 mm
997MM	Blade, Nutdriver, 7 mm
998MM	Blade, Nutdriver, 8 mm
999MM	Blade, Nutdriver, 9 mm
9910MM	Blade, Nutdriver, 10 mm
9911MM	Blade, Nutdriver, 11 mm

Order No.	Description
99PS60	**Bristol Multiple Spline Socket Screwdriver Set**
consists of:	
991X	Regular Handle
99X5	Extension 4"
9961	Blade, Bristol 6-flute Multiple Spline, 0,048"
9962	Blade, Bristol 6-flute Multiple Spline, 0,060"
9963	Blade, Bristol 4-flute Multiple Spline, 0,069"
9964	Blade, Bristol 6-flute Multiple Spline, 0,072"
9965	Blade, Bristol 4-flute Multiple Spline, 0,076"
9966	Blade, Bristol 6-flute Multiple Spline, 0,096"
9967	Blade, Bristol 6-flute Multiple Spline, 0,111"
9968	Blade, Bristol 6-flute Multiple Spline, 0,145"
9969	Blade, Bristol 6-flute Multiple Spline, 0,183"

www.labem.pl

Order No.	Description
99XTD7 consists of:	**Torx Screwdriver Tool Set**
991X	Regular Handle
9910XTD	Torx Blade No. 10
9915XTD	Torx Blade No. 15
9920XTD	Torx Blade No. 20
9925XTD	Torx Blade No. 25
9927XTD	Torx Blade No. 27
9930XTD	Torx Blade No. 30

Single Tools for Service Kits and Set

Order No.	Description
99831	Screwdriver, Pozidriv No. 1
99832	Screwdriver, Pozidriv No. 2
996XTD	Torx Blade No. 6
998XTD	Torx Blade No. 8

www.labem.pl

Final appearance may vary

Order No.	Description
T0044130000	**TCE150ST Tool Case synthetic material with special tools out of Apex Tools product lines – Metric Size**
consists of:	
991X	Regular Handle
994R	T-Ratching Handle
99X5	Extension 4“
9971MM	Blade, Screwdriver, Allen Hex, 1,27 mm
9972MM	Blade, Screwdriver, Allen Hex, 1,5 mm
9973MM	Blade, Screwdriver, Allen Hex, 2 mm
9974MM	Blade, Screwdriver, Allen Hex, 2,5 mm
9975MM	Blade, Screwdriver, Allen Hex, 3 mm
9976MM	Blade, Screwdriver, Allen Hex, 4 mm
9977MM	Blade, Screwdriver, Allen Hex, 5 mm
994MM	Blade, Nutdriver, 4 mm
9945MM	Blade, Nutdriver, 4,5 mm
995MM	Blade, Nutdriver, 5 mm
9955MM	Blade, Nutdriver, 5,5 mm
996MM	Blade, Nutdriver, 6 mm
997MM	Blade, Nutdriver, 7 mm
998MM	Blade, Nutdriver, 8 mm
999MM	Blade, Nutdriver, 9 mm
99820	Blade, Screwdriver, Phillips No.0
99821	Blade, Screwdriver, Phillips No.1
99822	Blade, Screwdriver, Phillips No.2
99811	Blade, Screwdriver, Slotted, 3/16“

Order No.	Description
99250	Blade, Screwdriver, Slotted, 1/4“
99312	Blade, Screwdriver Slotted, 5/16“
9938	Reamer, 1/8“ x 3/8“
Erop330	Tip Cutter, 130 mm, 40°
542E	Flat Nose Plier
543E	Round Nose Plier
2211P	Needle Nose Plier
170M	Shearcutter, red handles
812N	Side Cutter
612N	Side Cutter
86CG	Snip electronic
SX101	Phillips Screwdriver, Stubby No.1
SX102	Phillips Screwdriver, Stubby No.2
XST101	Phillips Screwdriver, Super-tru-tip No.1
0056103699	Soldering Iron W61, 60W
0051304199	DS7N Desoldering head for W 61
XL75	Offset Ratches, Screwdriver Set
103S	Wire Stripper & Cutter, Cam Stop Adjustable
0016100402	Hand File Cut 2, 100 mm
AC16C	Wrench, 150 mm
0054002599	RL 60/40 - 100 solder
0060403504	Y35CM Ultralock, Measuring Tape 5 m

www.labem.pl

Order No.	Description
TC100ST	**Tool Case with USA Standard Assortment – Inch Size**
consists of:	
991X	Regular Handle
991R	Ratching Handle
994R	T-Ratching Handle
99X5	Extension 4"
99X10	Extension 7"
9961	Blade, Bristol 6-flute Multiple Spline, 0,048"
9962	Blade, Bristol 6-flute Multiple Spline, 0,060"
9963	Blade, Bristol 4-flute Multiple Spline, 0,069"
9964	Blade, Bristol 6-flute Multiple Spline, 0,072"
9965	Blade, Bristol 4-flute Multiple Spline, 0,076"
9966	Blade, Bristol 6-flute Multiple Spline, 0,096"
9967	Blade, Bristol 6-flute Multiple Spline, 0,111"
9968	Blade, Bristol 6-flute Multiple Spline, 0,145"
9969	Blade, Bristol 6-flute Multiple Spline, 0,183"
9920	Blade, Screwdriver, Allen Hex Type, 0,050"
9921	Blade, Screwdriver, Allen Hex Type, 1/16"
9922	Blade, Screwdriver, Allen Hex Type, 5/64"
9923	Blade, Screwdriver, Allen Hex Type, 3/32"
99764	Blade, Screwdriver, Allen Hex Type, 7/64"
9924	Blade, Screwdriver, Allen Hex Type, 1/8"
99964	Blade, Screwdriver, Allen Hex Type, 9/64"
9925	Blade, Screwdriver, Allen Hex Type, 5/32"
9926	Blade, Screwdriver, Allen Hex Type, 3/16"
99125	Blade, Screwdriver, Slotted, 1/8"
99811	Blade, Screwdriver, Slotted, 3/16"
99250	Blade, Screwdriver, Slotted, 1/4"
99312	Blade, Screwdriver, Slotted, 5/16"
99820	Blade, Screwdriver, Phillips No.0
99821	Blade, Screwdriver, Phillips No.1
99822	Blade, Screwdriver, Phillips No.2
9938	Reamer, 1/8" x 3/8"
42H	Seizer, Straight Nose, Serrated jaw
46CG	Wrench, adjustable, 6"
50CG	Plier, adjustable, 6"
51CG	Plier, Long Nose, 7"
53CG	Plier, adjustable, 4"
54CG	Plier, diagonal, 4"
66CG	Plier, diagonal, 6"

Order No.	Description
57CG	Plier, Needle Nose, 16"
59CG	Plier, Special Purpose, 8"
86CG	Electronic Snip, cushion grip, 6,5"
103S	Wire Stripper & Cutter, Cam Stop Adjustable
M60	Mini Screwdriver Set (7 pcs.)
XL75	Offset Ratches, Screwdriver Set
600	4-way Pocket Tool Screwdriver/Nutdriver
SB1	Convertible Blade
R3323	Screwdriver, Round Blade, Pocket Clip Style, 3/32" x 3"
R181	Screwdriver, Round Blade, Pocket Clip Style, 1/8" x 2"
R184	Screwdriver, Round Blade, Regular, 1/8" x 2"
R3164	Screwdriver, Round Blade, Regular, 3/16" x 4"
R3166	Screwdriver, Round Blade, Regular, 3/16" x 6"
R144	Screwdriver, Round Blade, Regular, 1/4" x 4"
R146	Screwdriver, Round Blade, Regular, 1/4" x 6"
SX101	Screwdriver, Phillips, Stubby No.1
XST100	Screwdriver, Phillips, Super-tru-tip No.0
XST101	Screwdriver, Phillips, Super-tru-tip No.1
XST102	Screwdriver, Phillips, Super-tru-tip No.2
S3161	Screwdriver, Square Blade, Stubby, 3/8"
S5161	Screwdriver, Square Blade, Stubby, 5/16"
S388	Screwdriver, Square Blade, Regular, 3/8"
S5166	Screwdriver, Square Blade, Regular, 5/16"
P18	Screwdriver, Allen Hex Type, 0,028"
P19	Screwdriver, Allen Hex Type, 0,035"
HS6	Nutdriver, Hollow, 3/16"
HS8	Nutdriver, Hollow, 1/4"
HS10	Nutdriver, Hollow, 5/16"
HS11	Nutdriver, Hollow, 11/32"
HS12	Nutdriver, Hollow, 3/8"
HS14	Nutdriver, Hollow, 7/16"
HS16	Nutdriver, Hollow, 1/2"
HS18	Nutdriver, Hollow, 9/16"
998M	Blade, Nutdriver, 1/4", magnetic
9910M	Blade, Nutdriver, 5/16", magnetic
PS120	Nutdriver Set

www.labem.pl

Order No.	Description
TCMB100ST	**Tool Case with Tools – Inch Size**
consists of:	
991X	Regular Handle
991R	Ratching Handle
994R	T-Ratching Handle
99X5	Extension 4"
99X10	Extension 7"
9961	Blade, Bristol 6-flute Multiple Spline, 0,048"
9962	Blade, Bristol 6-flute Multiple Spline, 0,060"
9963	Blade, Bristol 4-flute Multiple Spline, 0,069"
9964	Blade, Bristol 6-flute Multiple Spline, 0,072"
9965	Blade, Bristol 4-flute Multiple Spline, 0,076"
9966	Blade, Bristol 6-flute Multiple Spline, 0,096"
9967	Blade, Bristol 6-flute Multiple Spline, 0,111"
9968	Blade, Bristol 6-flute Multiple Spline, 0,145"
9969	Blade, Bristol 6-flute Multiple Spline, 0,183"
9920	Blade, Screwdriver, Allen Hex Type, 0,050"
9921	Blade, Screwdriver, Allen Hex Type, 1/16"
9922	Blade, Screwdriver, Allen Hex Type, 5/64"
9923	Blade, Screwdriver, Allen Hex Type, 3/32"
99764	Blade, Screwdriver, Allen Hex Type, 7/64"
9924	Blade, Screwdriver, Allen Hex Type, 1/8"
99964	Blade, Screwdriver, Allen Hex Type, 9/64"
9925	Blade, Screwdriver, Allen Hex Type, 5/32"
9926	Blade, Screwdriver, Allen Hex Type, 3/16"
99125	Blade, Screwdriver, Slotted, 1/8"
99811	Blade, Screwdriver, Slotted, 3/16"
99250	Blade, Screwdriver, Slotted, 1/4"
99312	Blade, Screwdriver, Slotted, 5/16"
99820	Blade, Screwdriver, Phillips No.0
99821	Blade, Screwdriver, Phillips No.1
99822	Blade, Screwdriver, Phillips No.2
9938	Reamer 1/8" x 3/8"
42H	Seizer, Straight Nose, Serrated jaw
46CG	Wrench, adjustable, 6"
50CG	Plier, adjustable, 6"
51CG	Plier, Long Nose, 7"
53CG	Plier, adjustable, 4"
54CG	Plier, diagonal, 4"
66CG	Plier, diagonal, 6"
57CG	Plier, Needle-Nose, 16"

Order No.	Description
59CG	Plier, Special Purpose, 8"
86CG	Electronic Snip, cushion grip, 6,5"
103S	Wire Stripper & Cutter, Cam Stop Adjustable
K22	Electricians` knife
M60	Mini Screwdriver Set (7 pcs.)
XL75	Offset Ratches, Screwdriver Set
600	4-way Pocket Tool Screwdriver/Nutdriver
SB1	Convertible Blade
R3323	Screwdriver, Round Blade, Pocket Clip Style, 3/32" x 3"
R181	Screwdriver, Round Blade, Pocket Clip Style, 1/8" x 2"
R184	Screwdriver, Round Blade, Regular, 1/8" x 2"
R5325	Screwdriver, Round Blade, Regular, 5/32"
R3164	Screwdriver, Round Blade, Regular, 3/16" x 4"
R3166	Screwdriver, Round Blade, Regular, 3/16" x 6"
R144	Screwdriver, Round Blade, Regular, 1/4" x 4"
R146	Screwdriver, Round Blade, Regular, 1/4" x 6"
SX101	Screwdriver, Phillips, Stubby No.1
XST100	Screwdriver, Phillips, Super-tru-tip No.0
XST101	Screwdriver, Phillips, Super-tru-tip No.1
XST102	Screwdriver, Phillips, Super-tru-tip No.2
S3161	Screwdriver, Square Blade, Stubby, 3/8"
S5161	Screwdriver, Square Blade, Stubby, 5/16"
S388	Screwdriver, Square Blade, Regular, 3/8"
S5166	Screwdriver, Square Blade, Regular, 5/16"
P18	Screwdriver, Allen Hex Type, 0,028"
P19	Screwdriver, Allen Hex Type, 0,035"
HS6	Nutdriver, Hollow, 3/16"
HS8	Nutdriver, Hollow, 1/4"
HS10	Nutdriver, Hollow, 5/16"
HS11	Nutdriver, Hollow, 11/32"
HS12	Nutdriver, Hollow, 3/8"
HS14	Nutdriver, Hollow, 7/16"
HS16	Nutdriver, Hollow, 1/2"
HS18	Nutdriver, Hollow, 9/16"
998M	Blade, Nutdriver, 1/4", magnetic
9910M	Blade, Nutdriver, 5/16", magnetic
PS120	Nutdriver Set

www.labem.pl

Offset Ratchet Screwdriver Set

Order No.	Description
XL70 consists of:	**Offset Ratchet Screwdriver Set**
XL3	Allen Hex Screw Bit 0,050" (1,27 mm)
XL4	Allen Hex Screw Bit 1/16" (1,54 mm)
XL5	Allen Hex Screw Bit 5/64" (1,98 mm)
XL6	Allen Hex Screw Bit 3/32" (2,38 mm)
XL7	Allen Hex Screw Bit 7/64" (1,54 mm)
XL8	Allen Hex Screw Bit 1/8" (3,17 mm)
XL9	Allen Hex Screw Bit 9/64" (3,57 mm)
XL10	Allen Hex Screw Bit 5/32" (3,97 mm)
XL12	Allen Hex Screw Bit 3/16" (4,76 mm)
XL14	Allen Hex Screw Bit 7/32" (5,56 mm)
XL16	Allen Hex Screw Bit 1/4" (6 mm)
XL17	Slotted Screw Bit 1/4" (6 mm)
XL18	Allen Hex Screw Bit 5/16" (7,94 mm)
XL20	Phillips Screw Bit No. 1
XL21	Phillips Screw Bit No. 2
XL24	Adapter bit
XL25	Slotted Screw Bit 3/16" (4,76 mm)
XL27	Offset Ratchet, reversible
XL50X	Screwdriver Extension

www.labem.pl

Index Exploded Drawings

Model	Page
DSX 80	353
DSX 120	353
DXV 80	354
DSXV 80	354
FE 25	355
FE 50	355
FE 50M	356
FE 75	356
FE 80	357
HAP 200	357
LR 21	358
MPR 80	358
PUD 151R	359
Pyropen + Pyropen Piezo	359
Pyropen JR.	360
W 61 / W 101	360
WD 1 / WD 1000	361
WD 1M / WD 1000M	361
WD 2 / WD 2000	362
WD 2M	363
WD 3M	362
WDD 161V	363
WDD 81V	364
WDH 10T / 20T	364
WFE	365
WFE 2ES	366
WFE 2S	365
WFE 4S	367
WFE P	366
WHA 900	367
WHA 3000P	368
WHA 3000V	368
WHP 1000	369
WHP 3000	369
WMD 1S	370
WMD 3 / WMD 3K2	370
WMRT	371
WP 65	371
WP 80	372
WP 120	372
WP 200	373
WR 2	372
WR 3M	374
WS 51	374
WS 81	375
WSD 81	376
WSD 81i	377
WSD 121	377
WSD 151	378
WSD 161	378
WSF 81D	379
WSP 80	379
WTA 50	380

Model	Page
WTCP 51	380
WX 1	381
WX 2	381
WXA 2	382
WXD 2	382
WXDP 120	383
WXDV 120	383
WXP 65	384
WXP 120	384
WXP 200	385

www.labem.pl

DSX 80

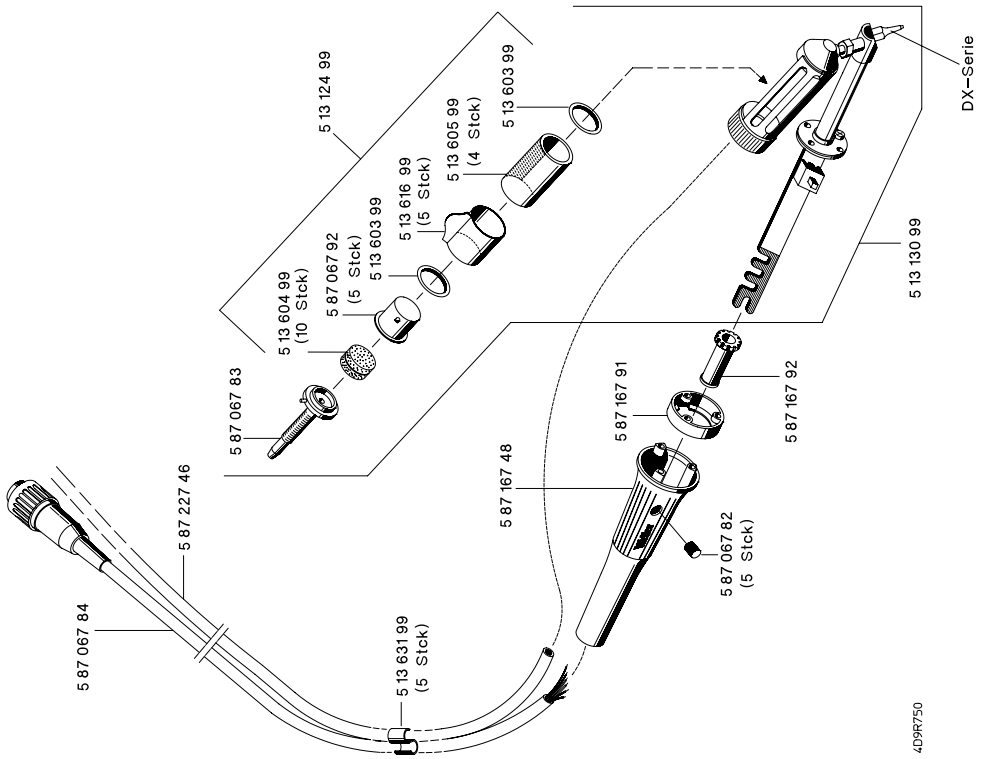

DSX 120

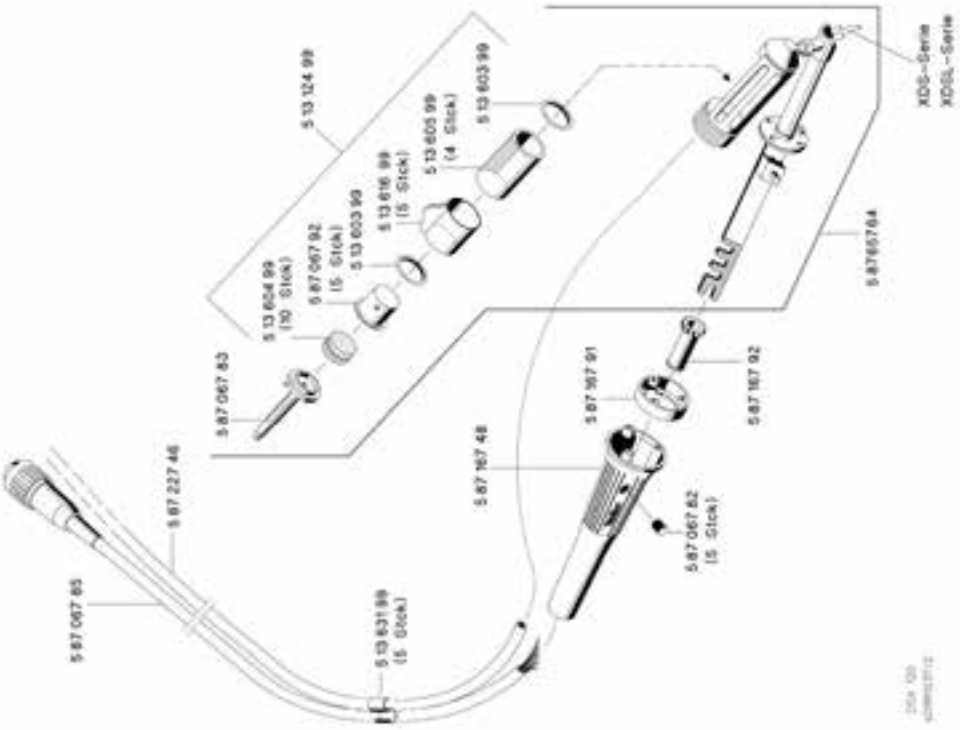

DSXV 80

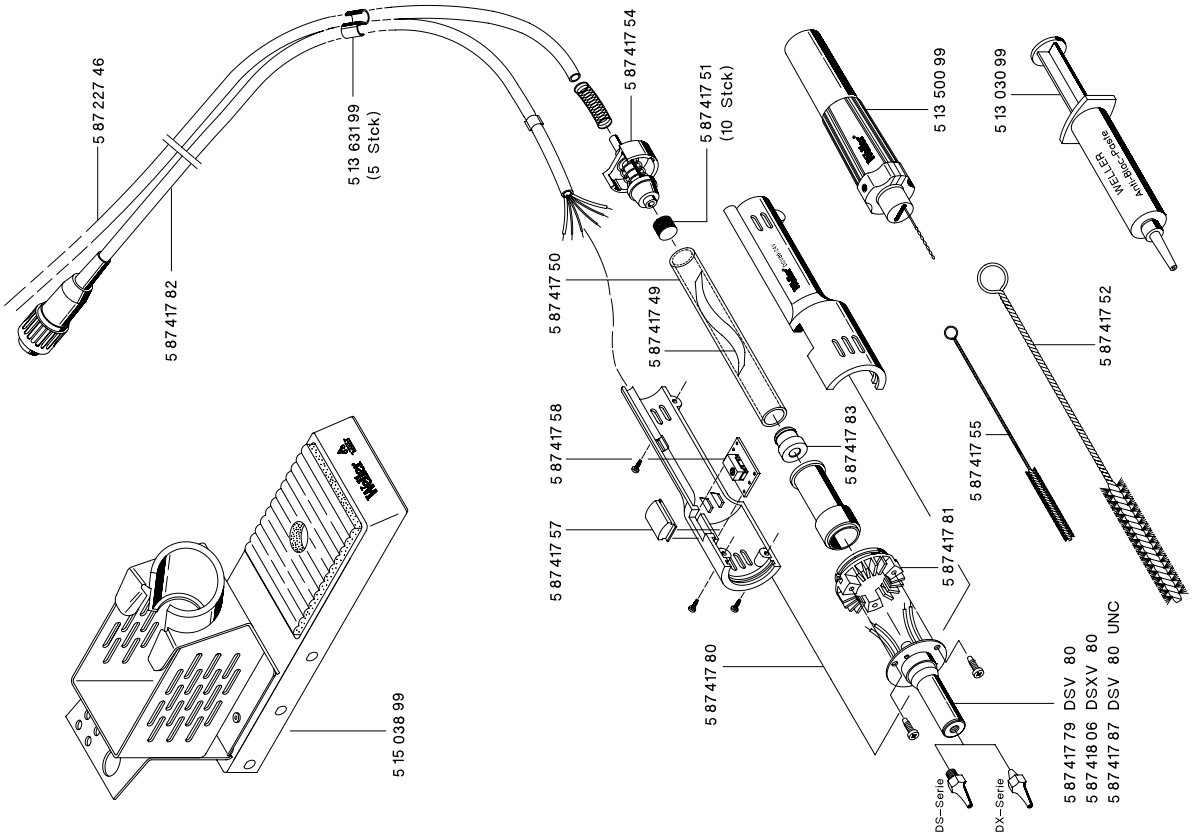

DXV 80

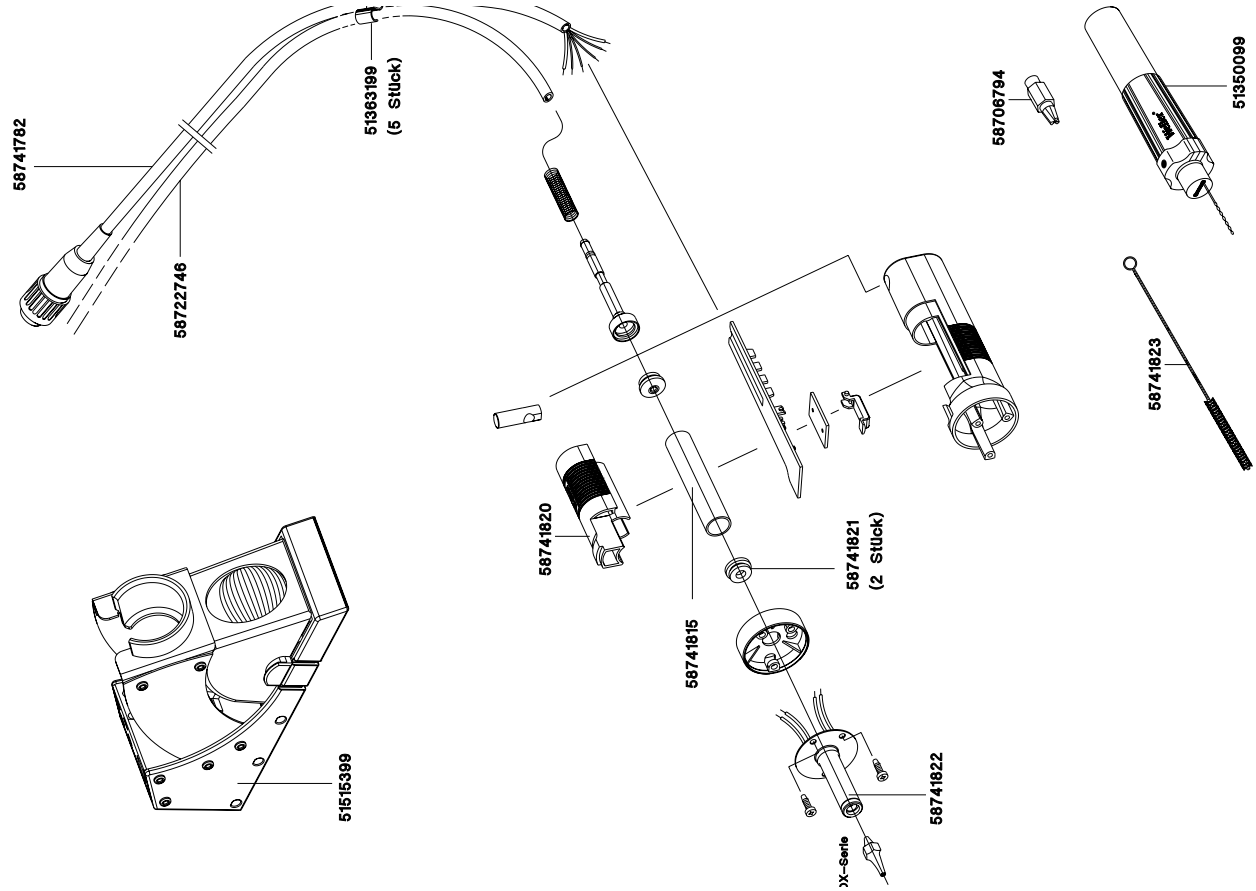

www.labem.pl

FE 25

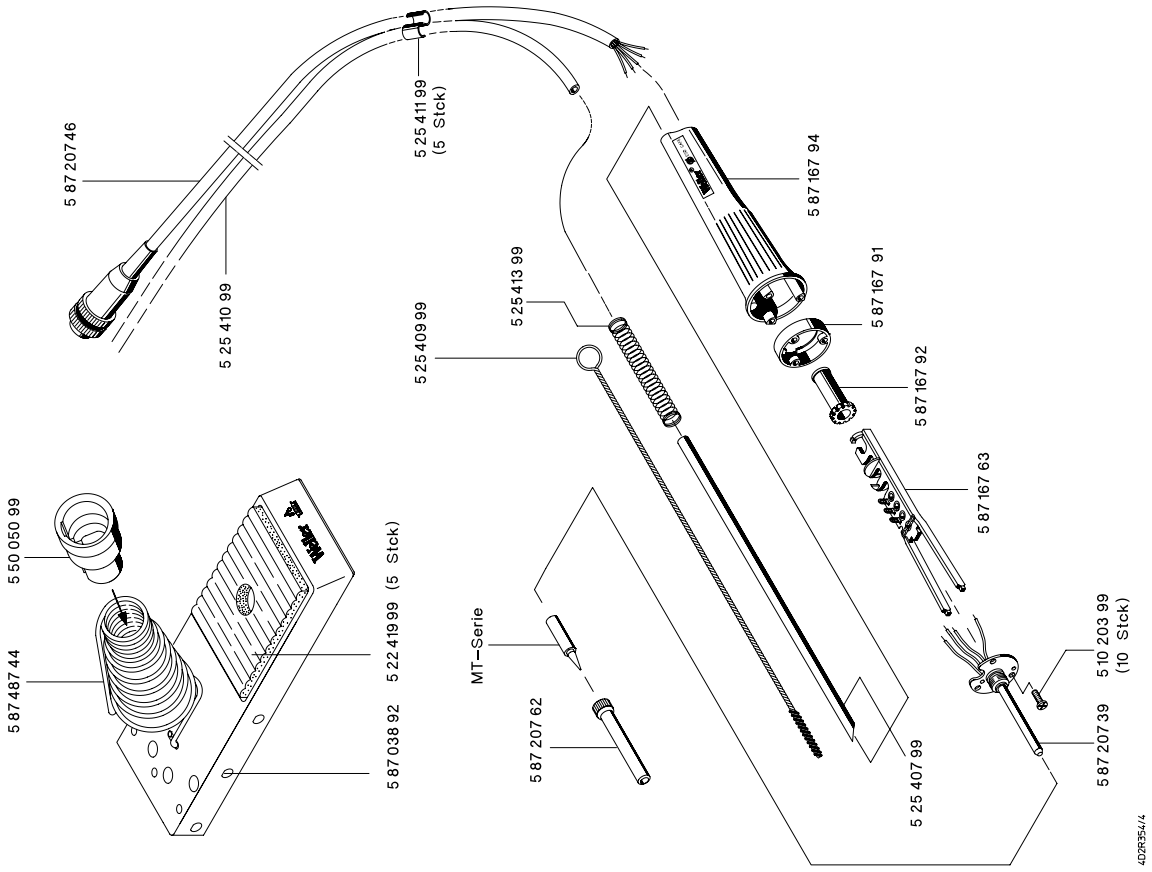

FE 50

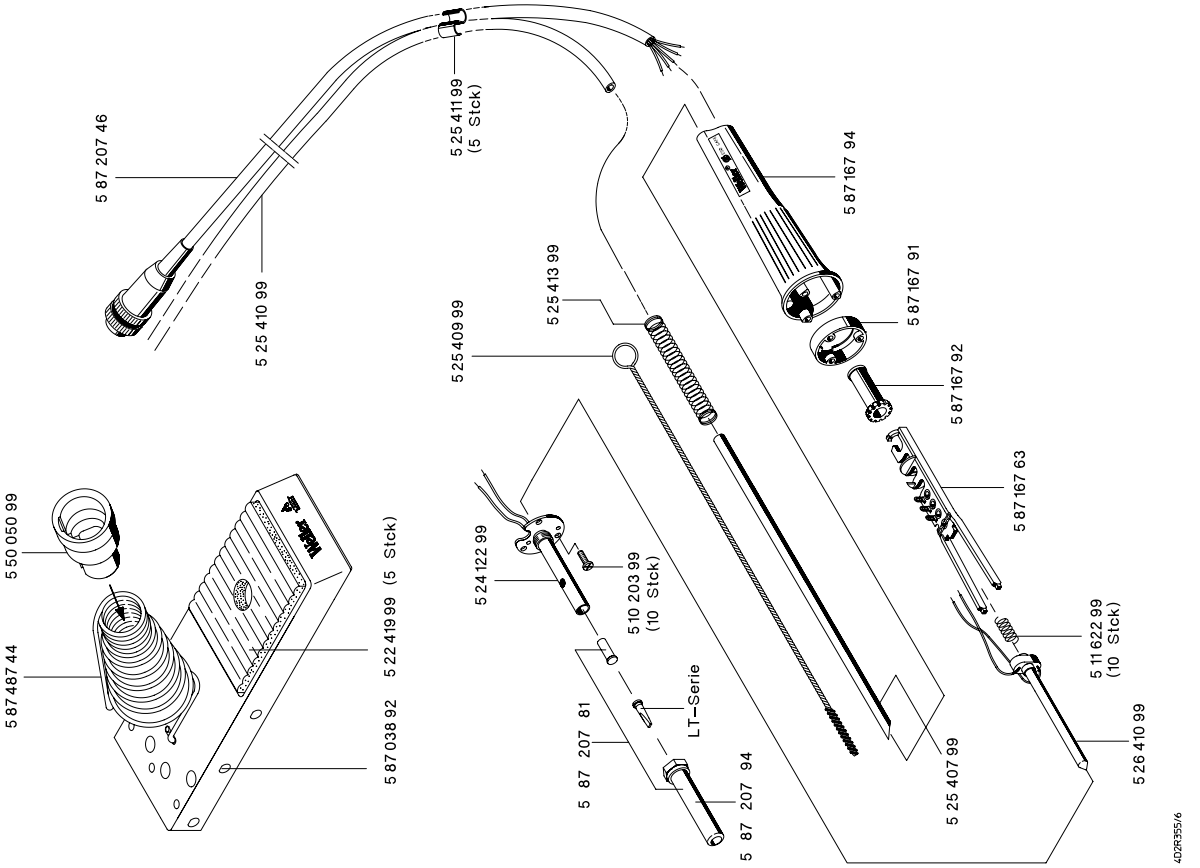

www.labem.pl

FE 50M

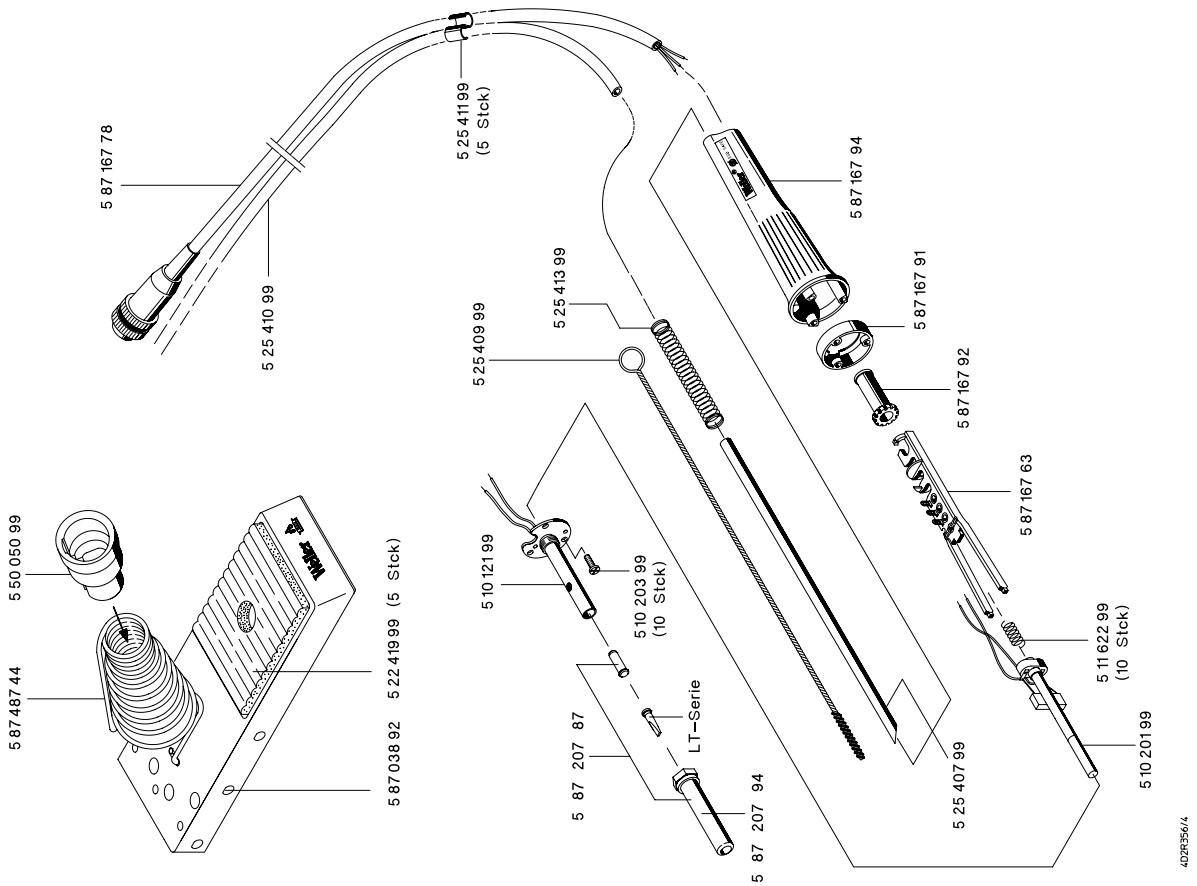

FE 75

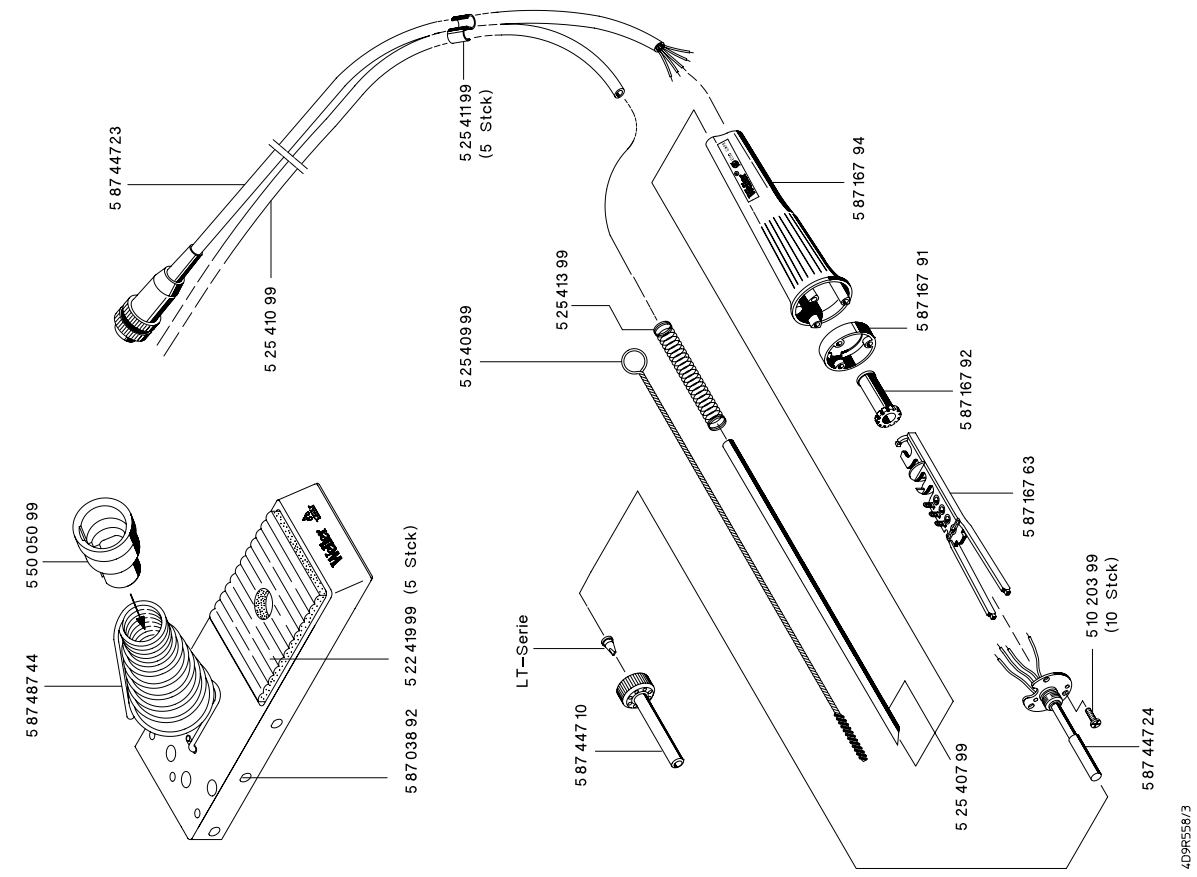

www.labem.pl

FE 80

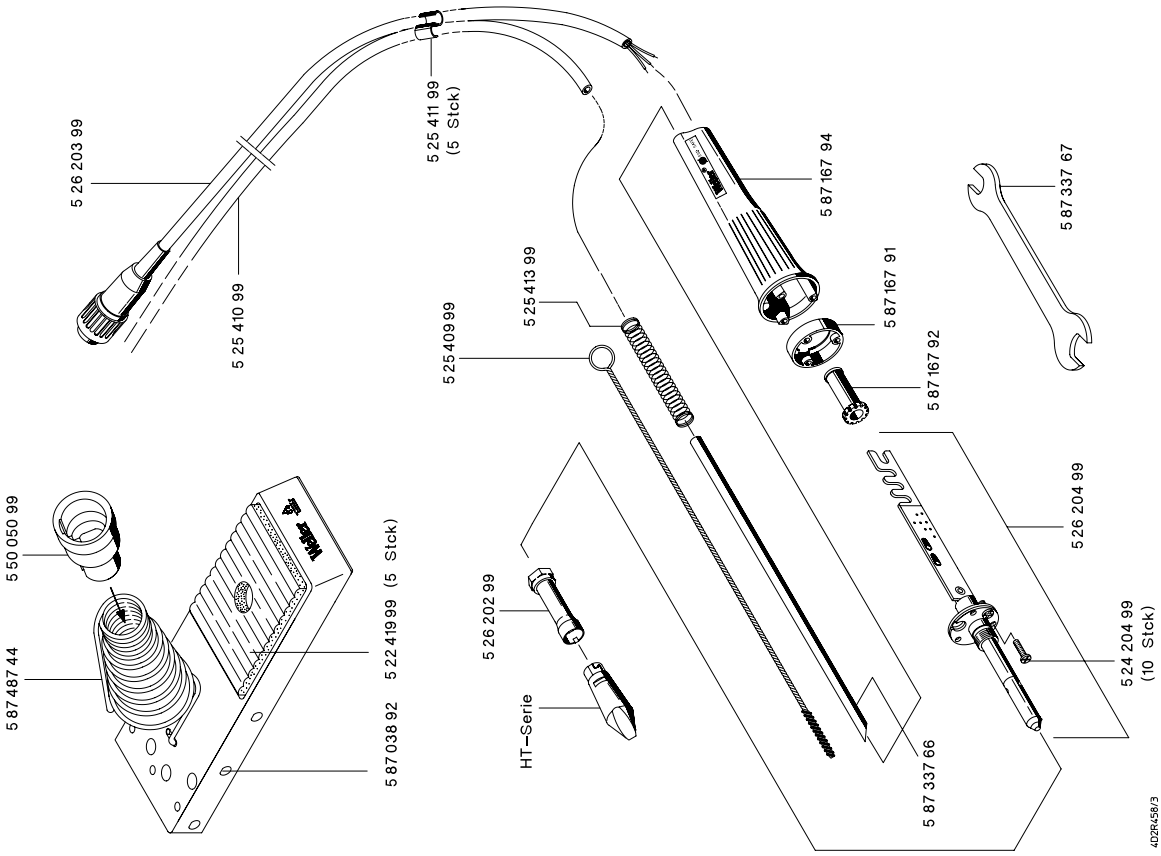

HAP 200

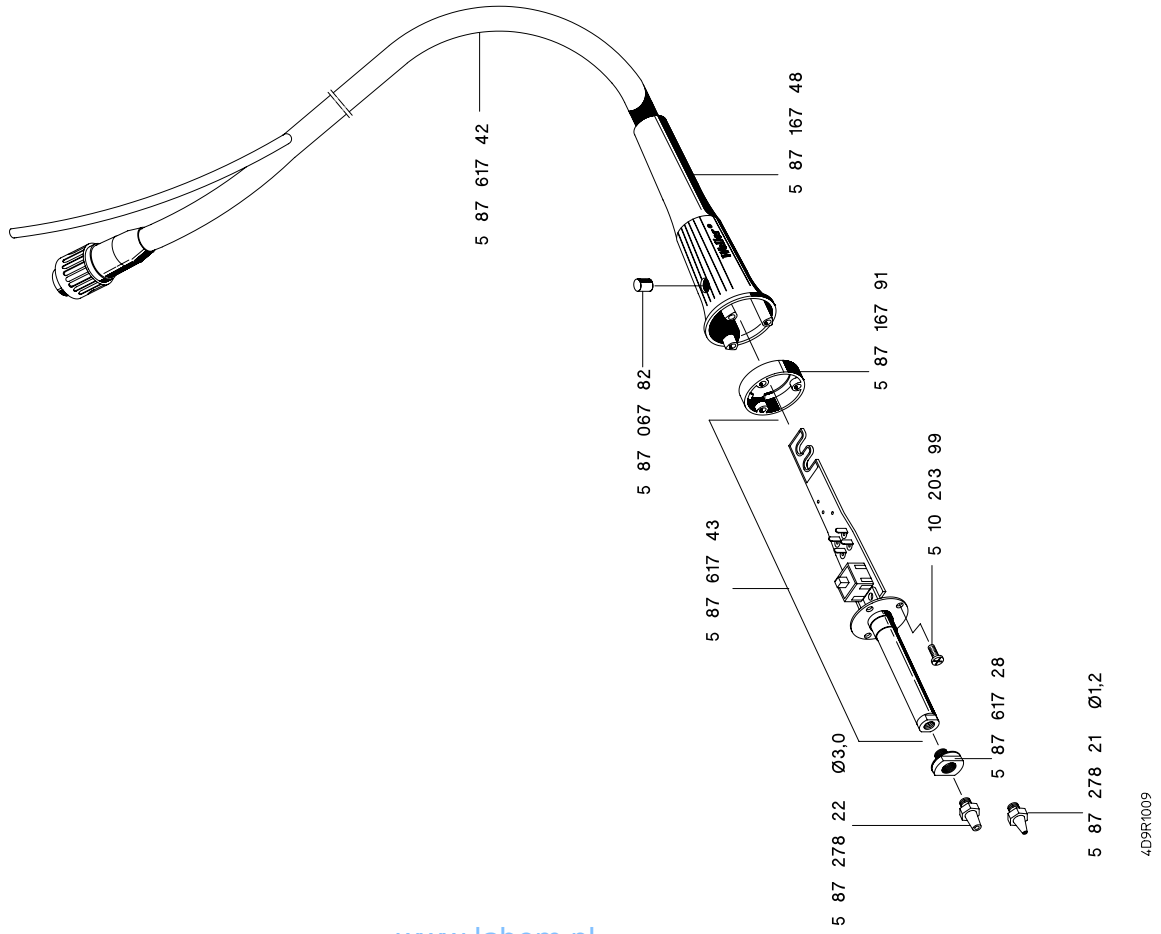

www.labem.pl

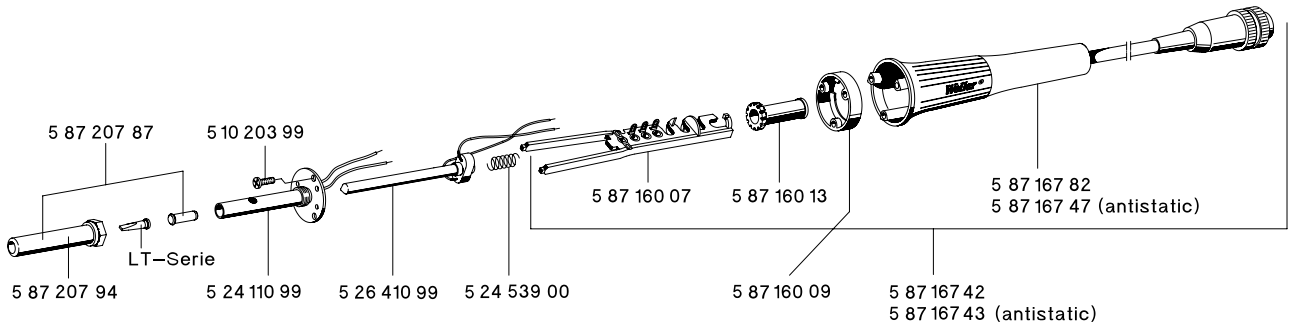

LR 21

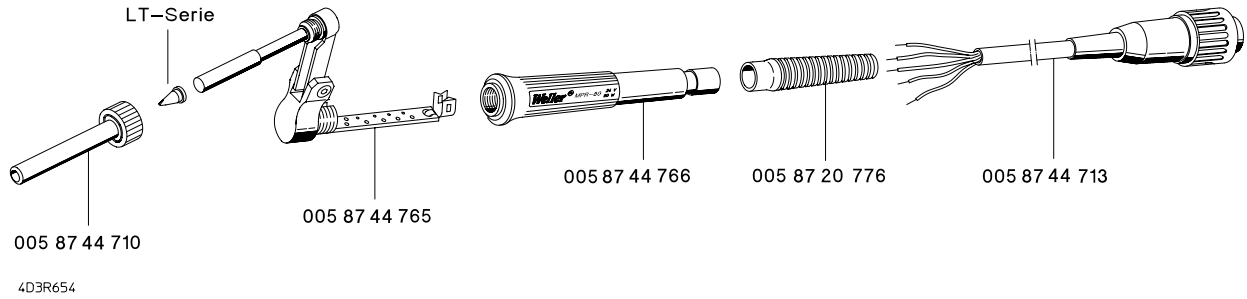

MPR 80

www.labem.pl

Pyropen + Pyropen Piezo

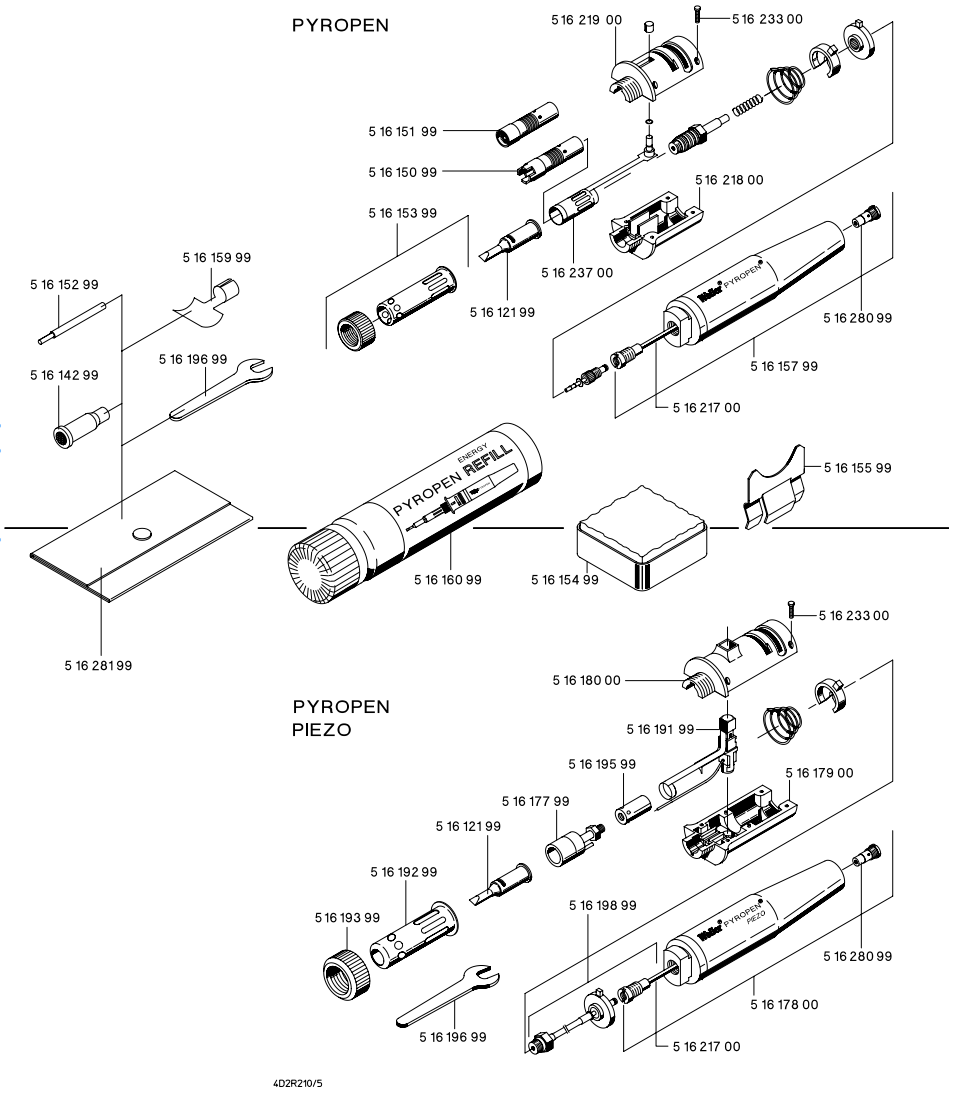

PUD 151R

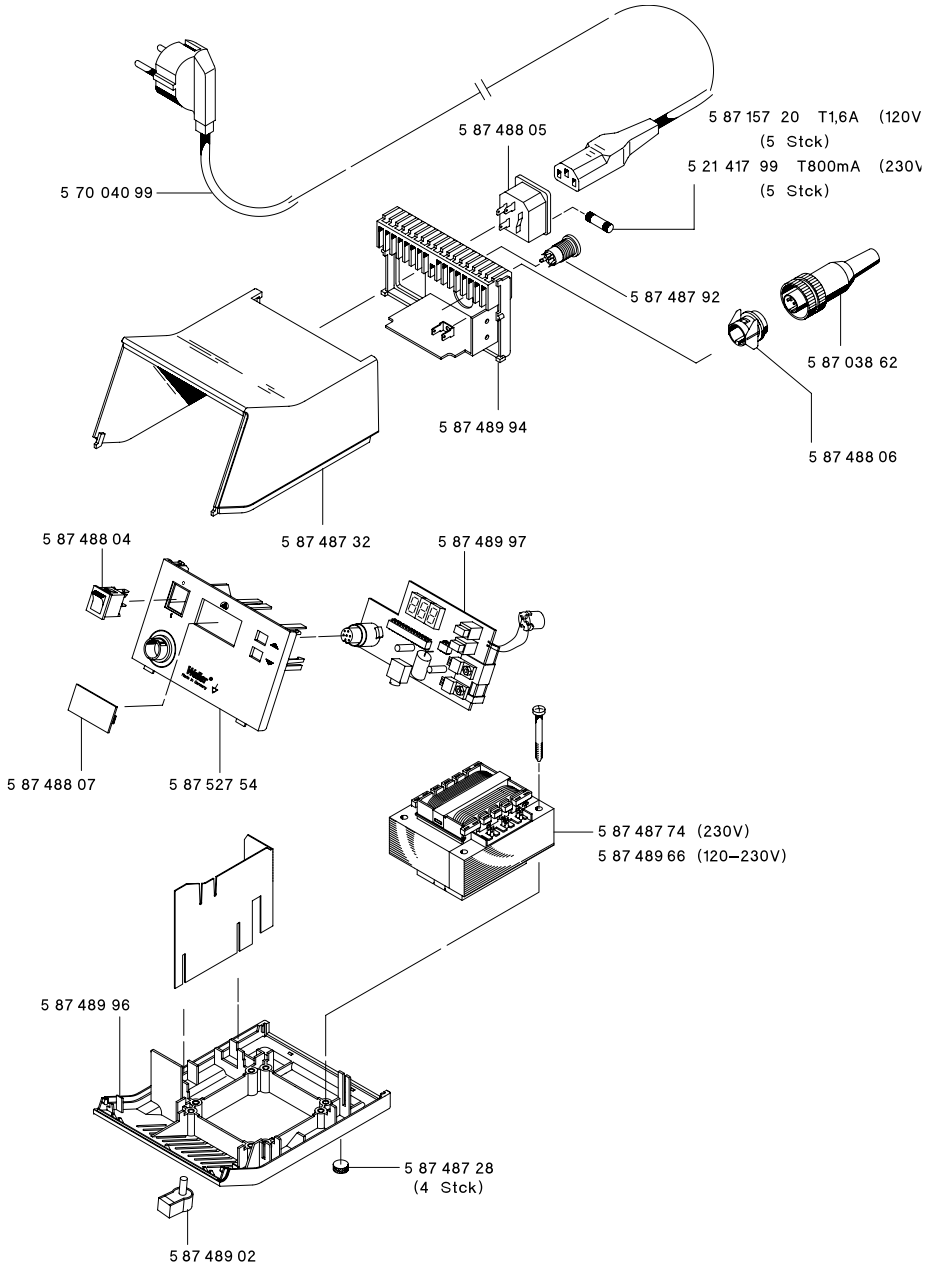

www.labem.pl

Pyropen JR.

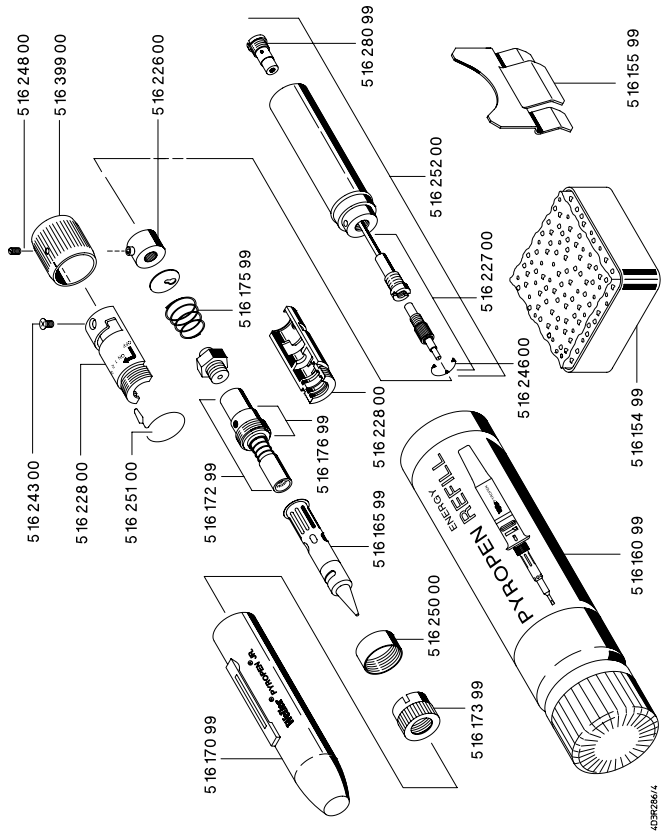

W 61, W 101



www.labem.pl

WD 1M / WD 1000M

Since 3. Quarter 2007

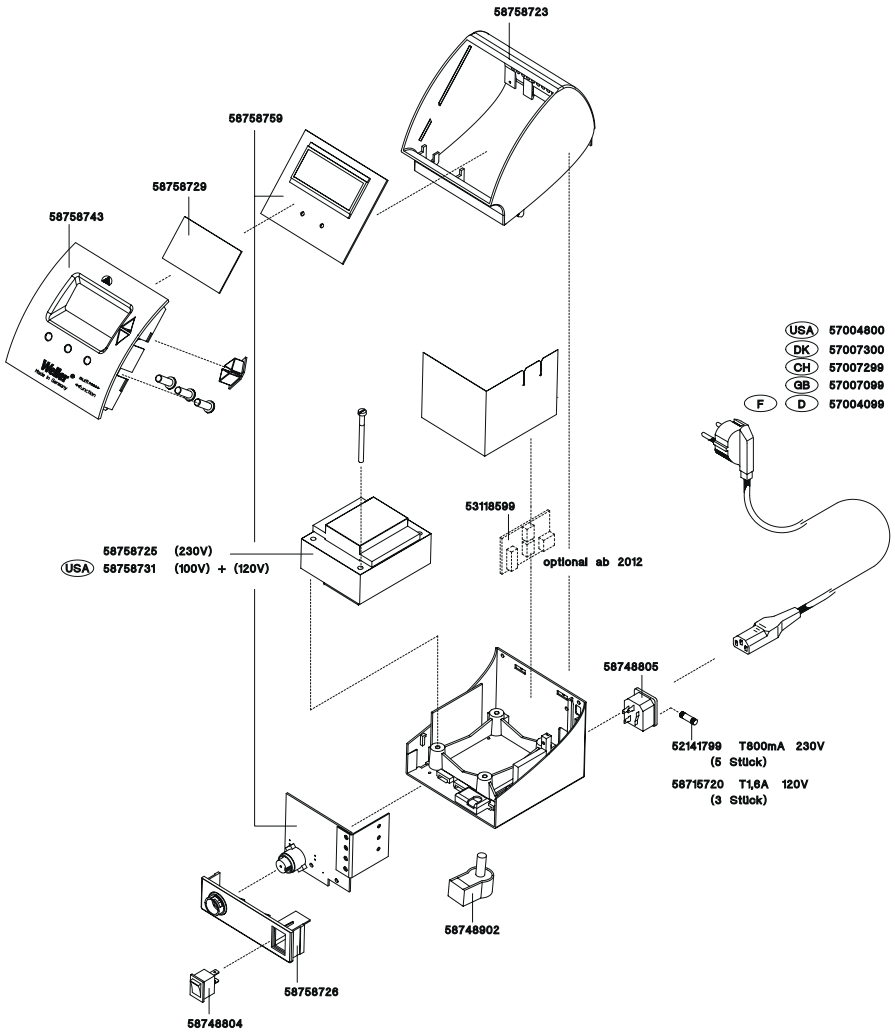

WD 1 / WD 1000

Since 3. Quarter 2007

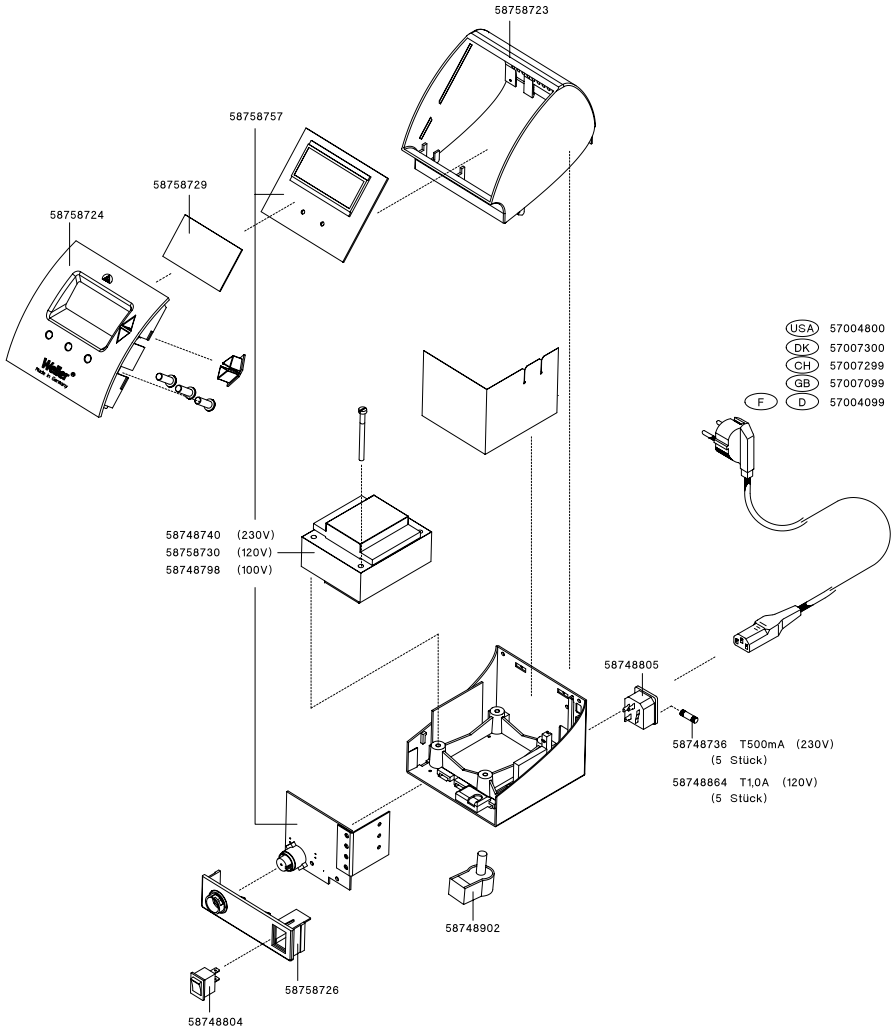

4D9R909/2
WD 1

www.labem.pl

WD 2 / WD 2000

Since 3. Quarter 2007

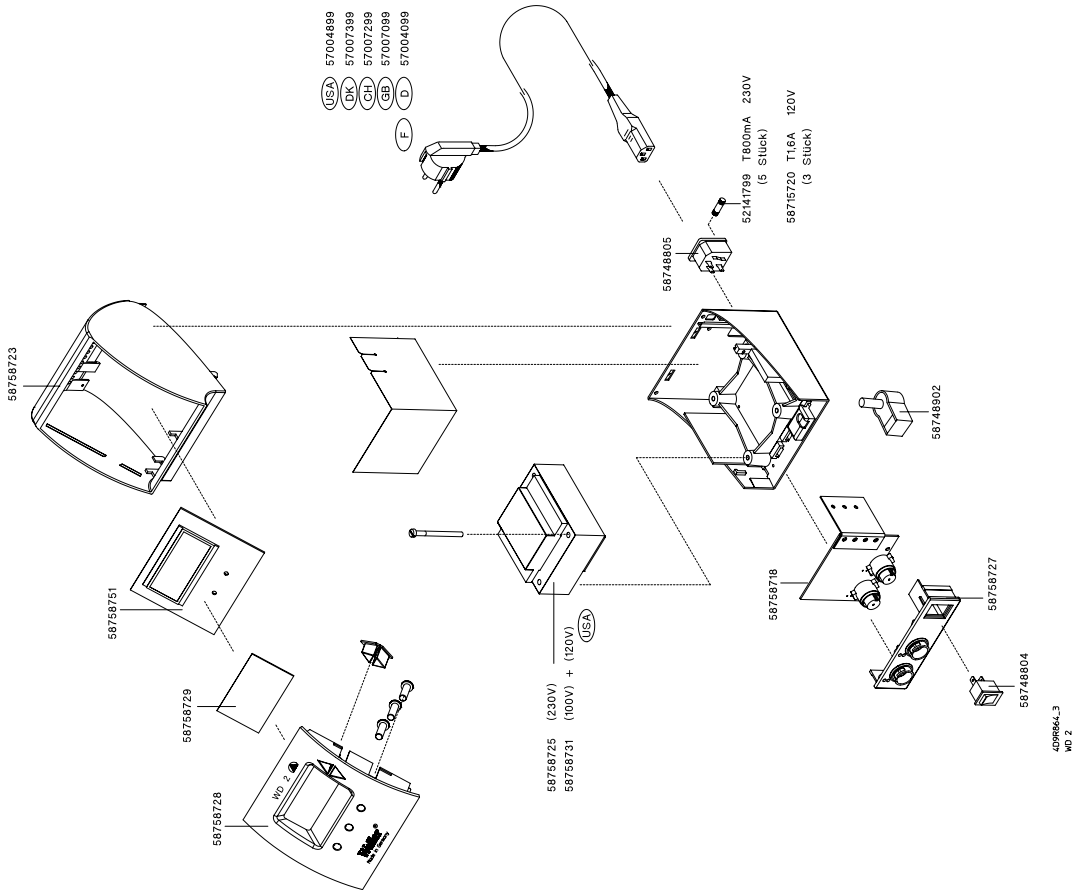

WD 3M

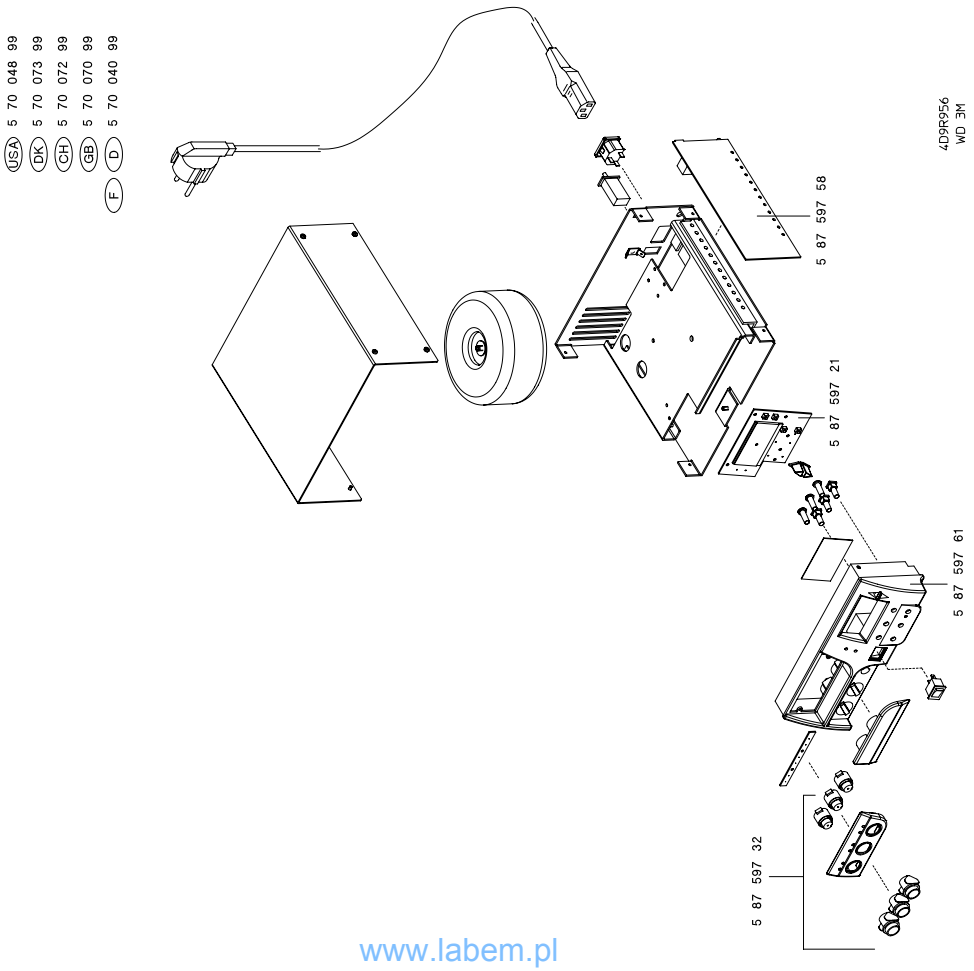

www.labem.pl

WDD 161V

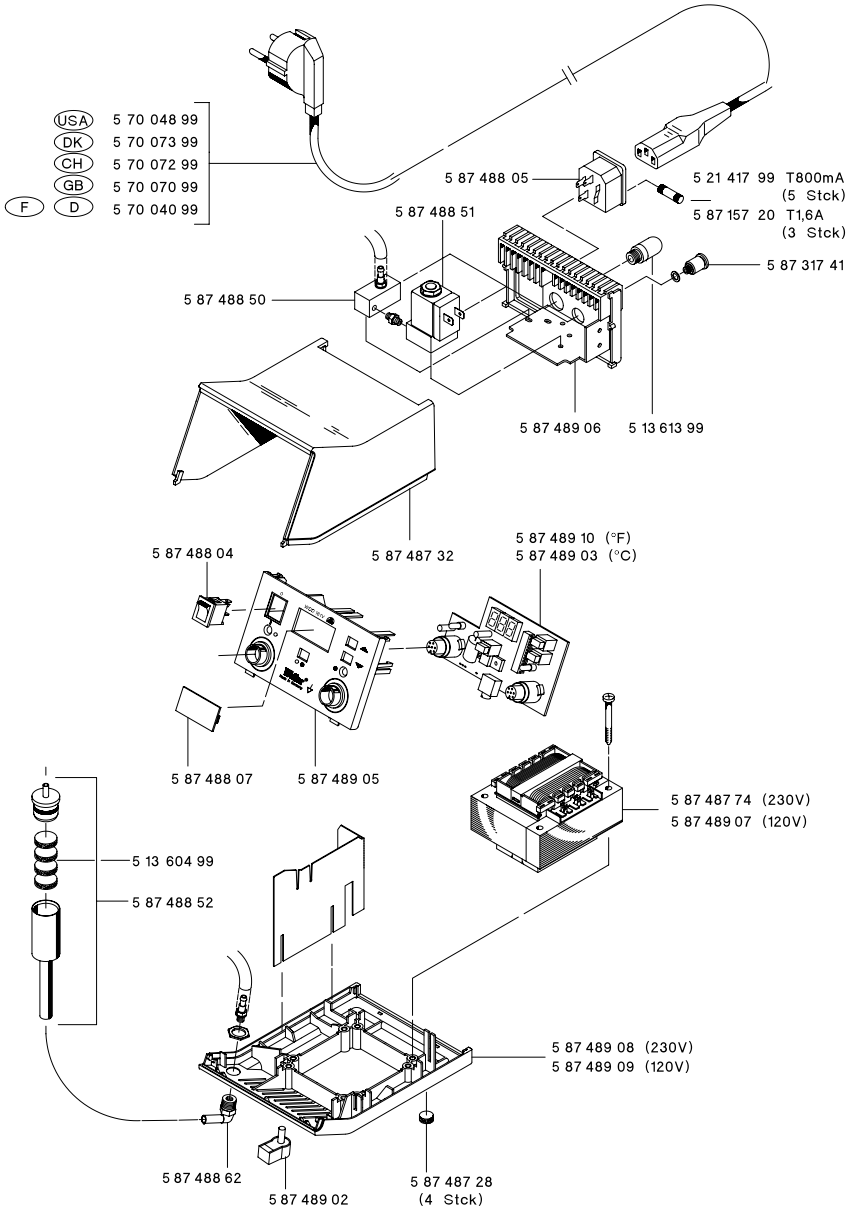

WD 2M

Since 3. Quarter 2007

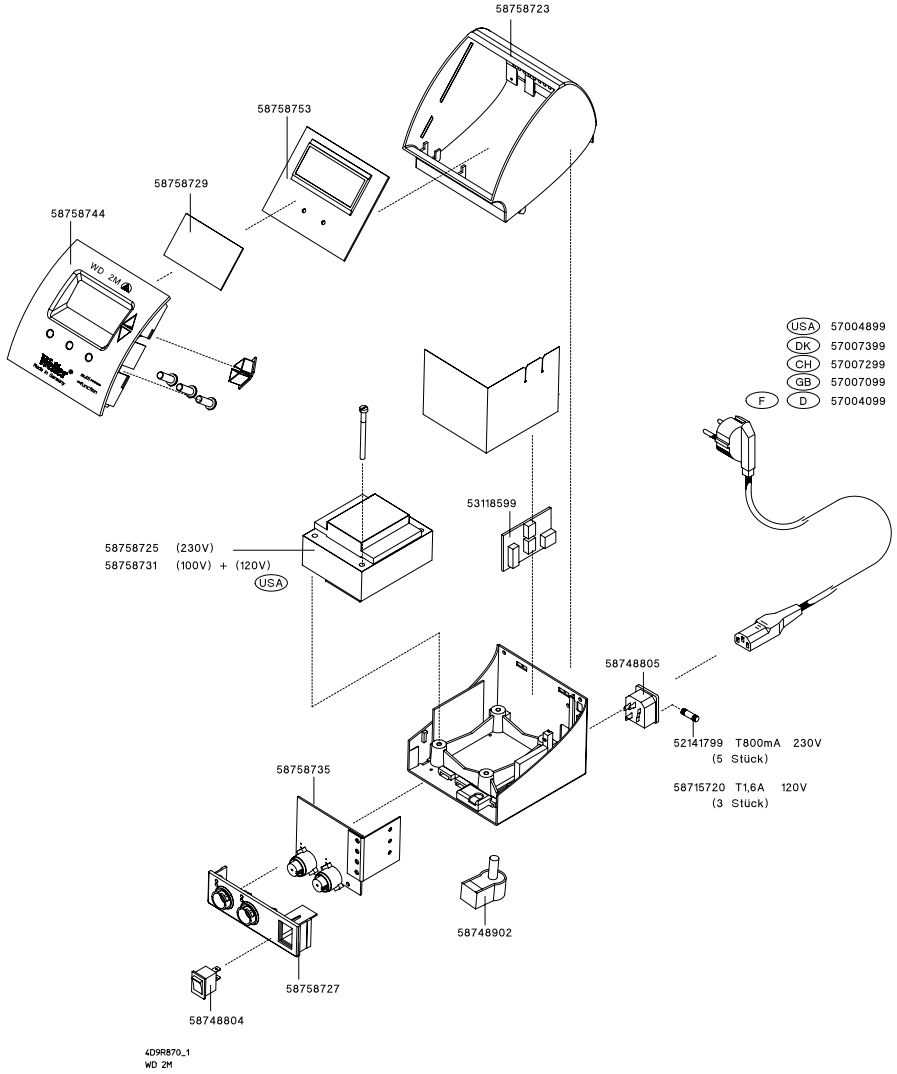

www.labem.pl

WDD 81V

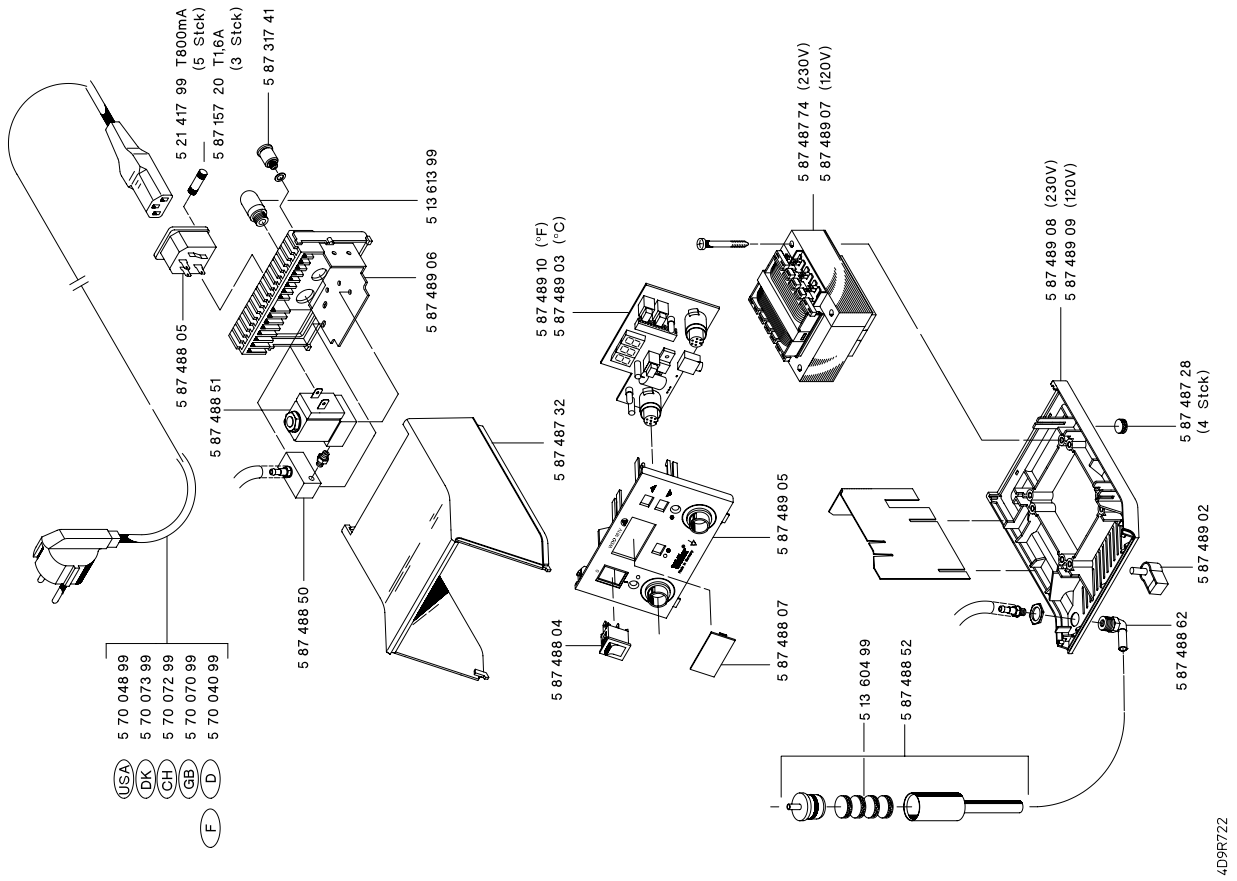

WDH 10T / 20T

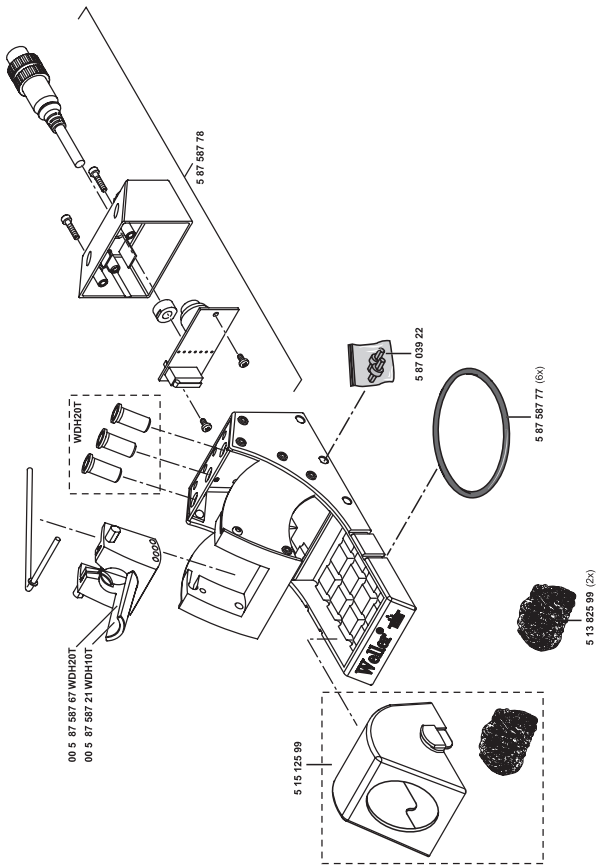

www.labem.pl

WFE

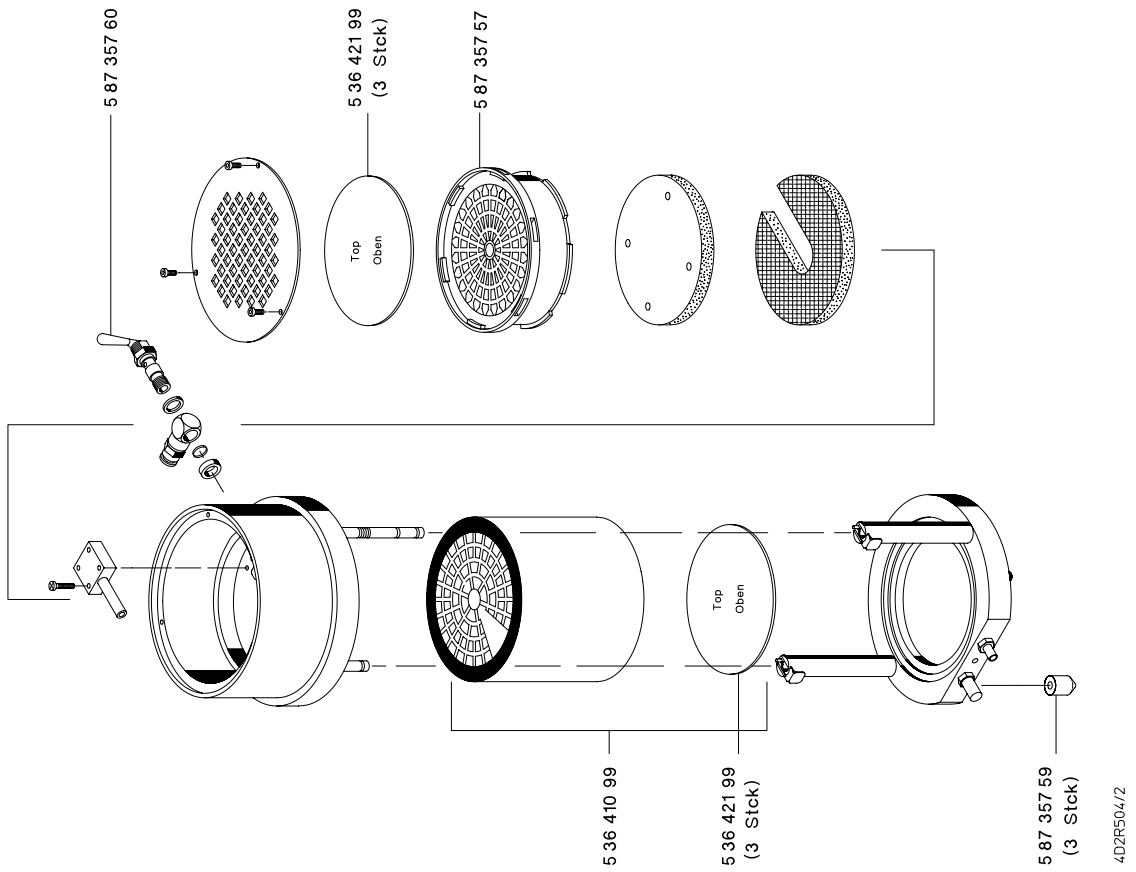

WFE 2S

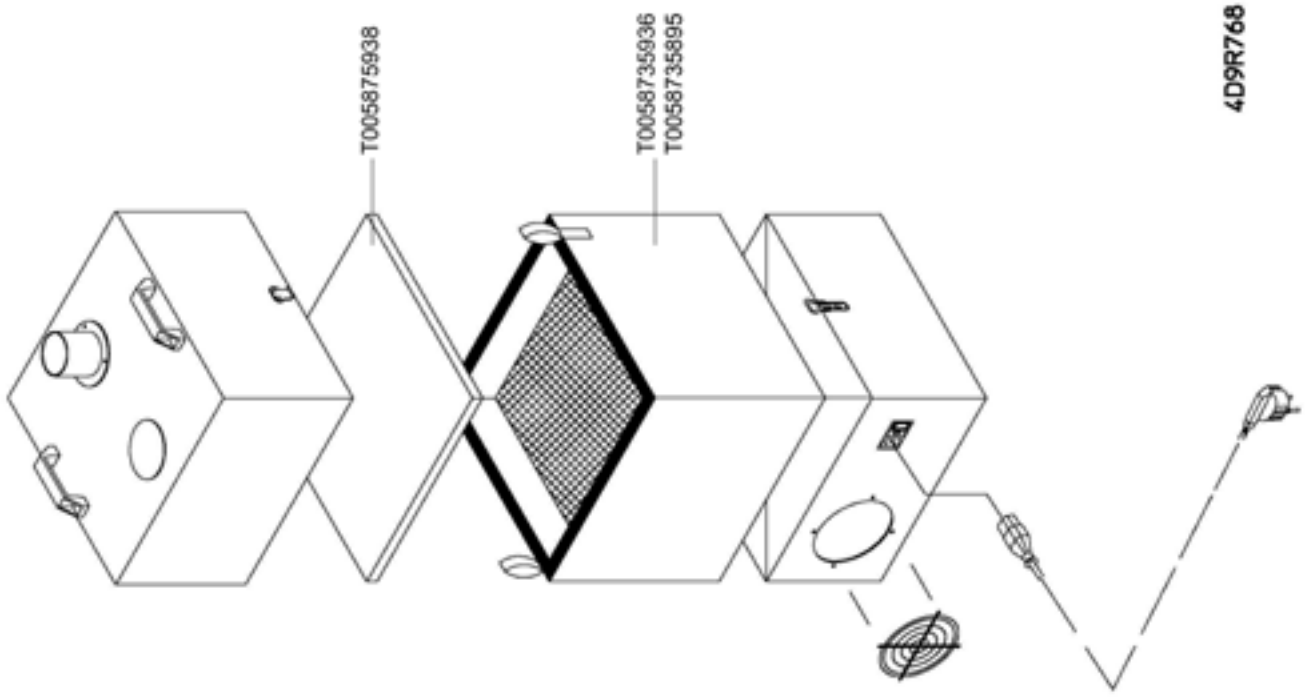

www.labem.pl

WFE 2ES

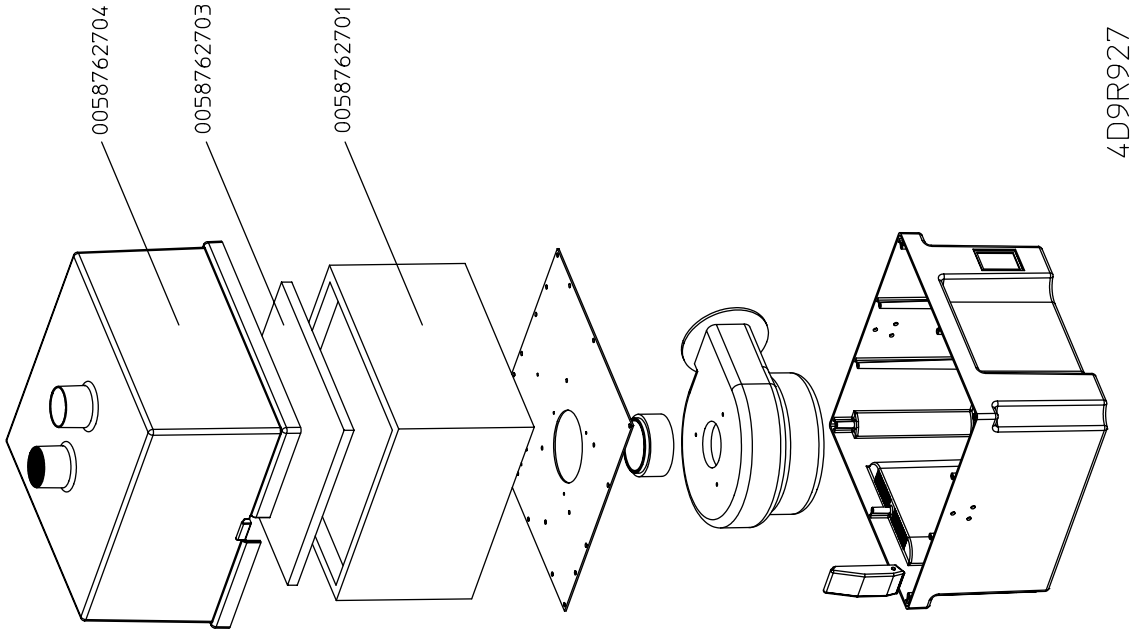

WFE P

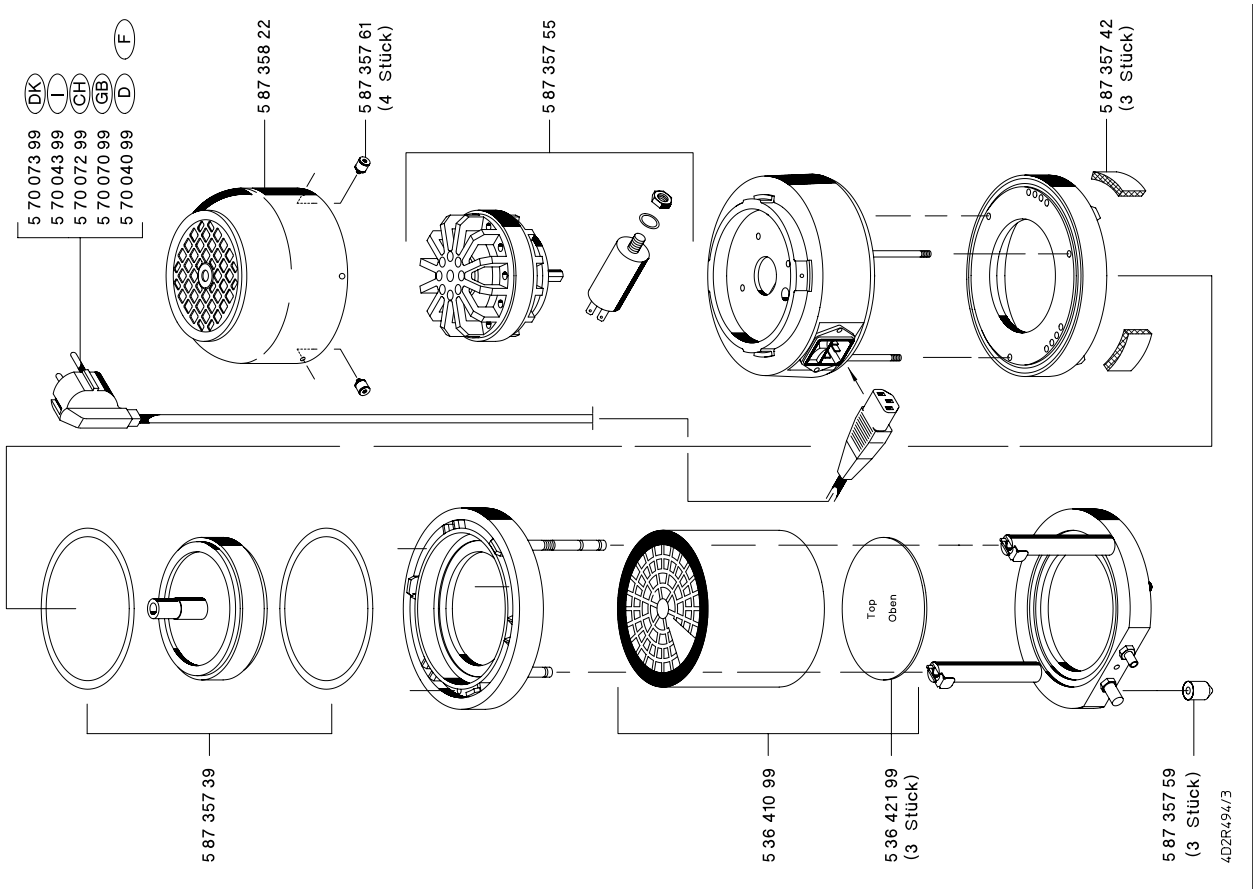

www.labem.pl

WFE 4S

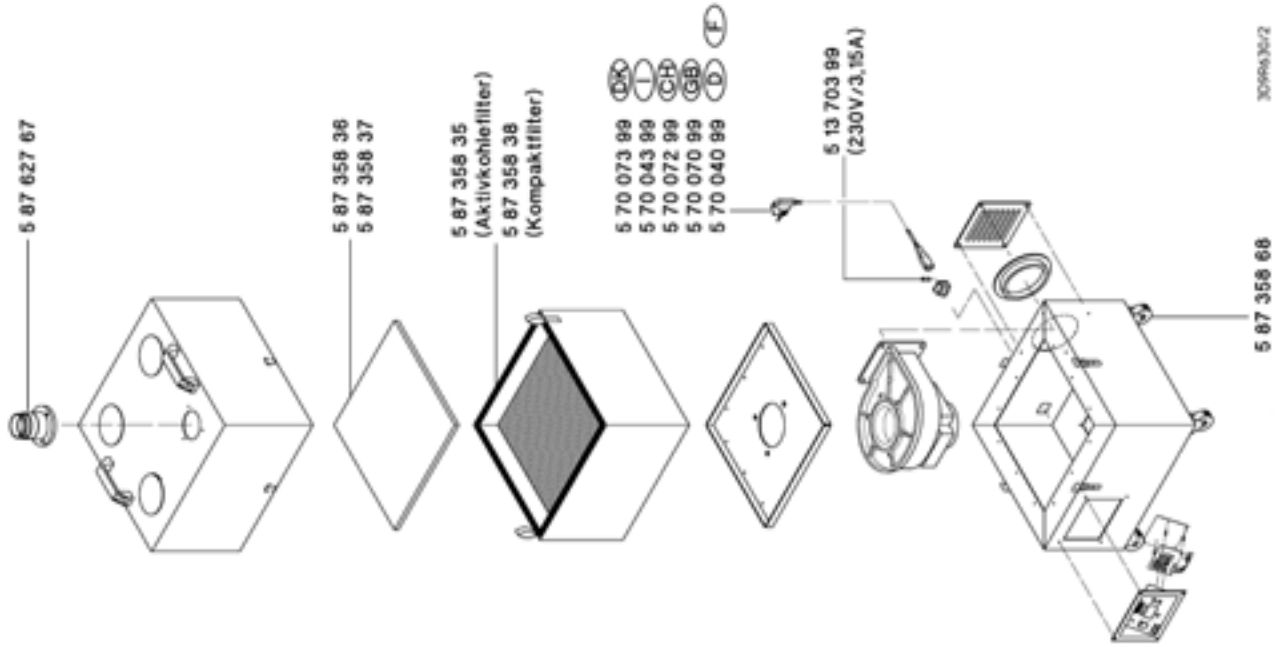

WHA 900

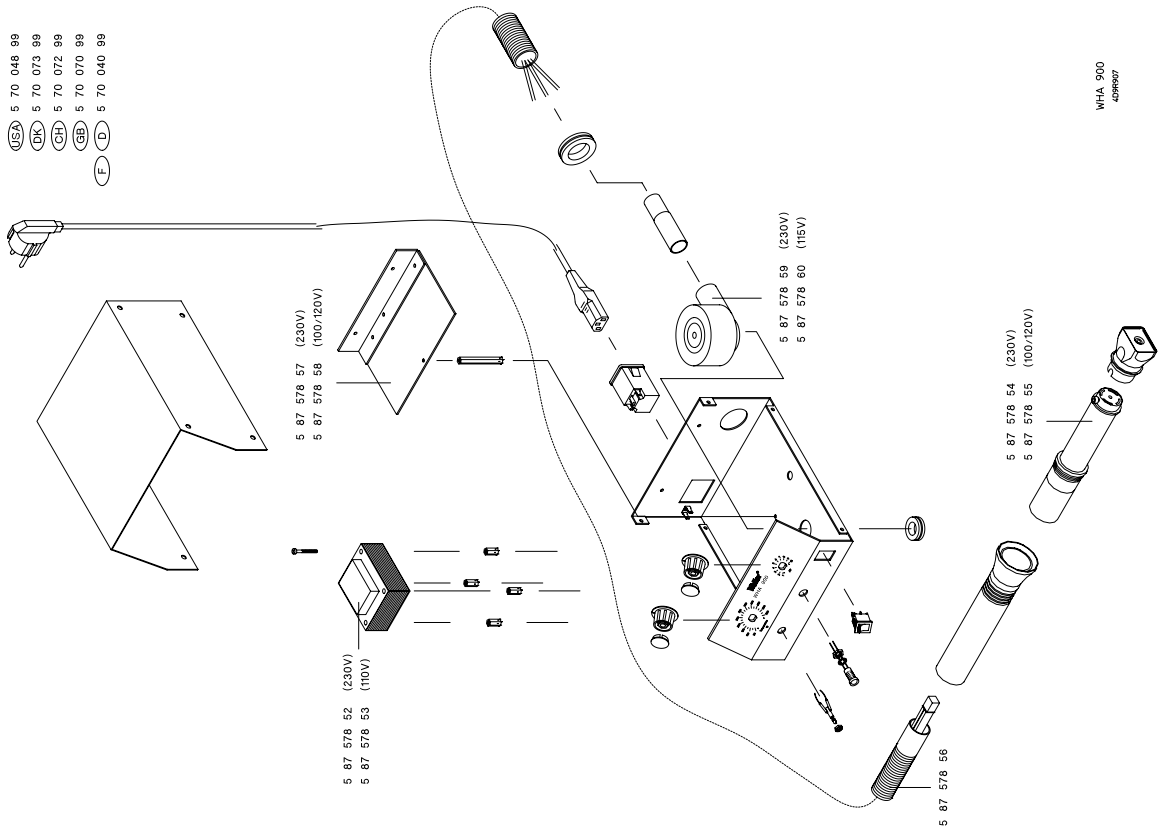

www.labem.pl

WHA 3000V

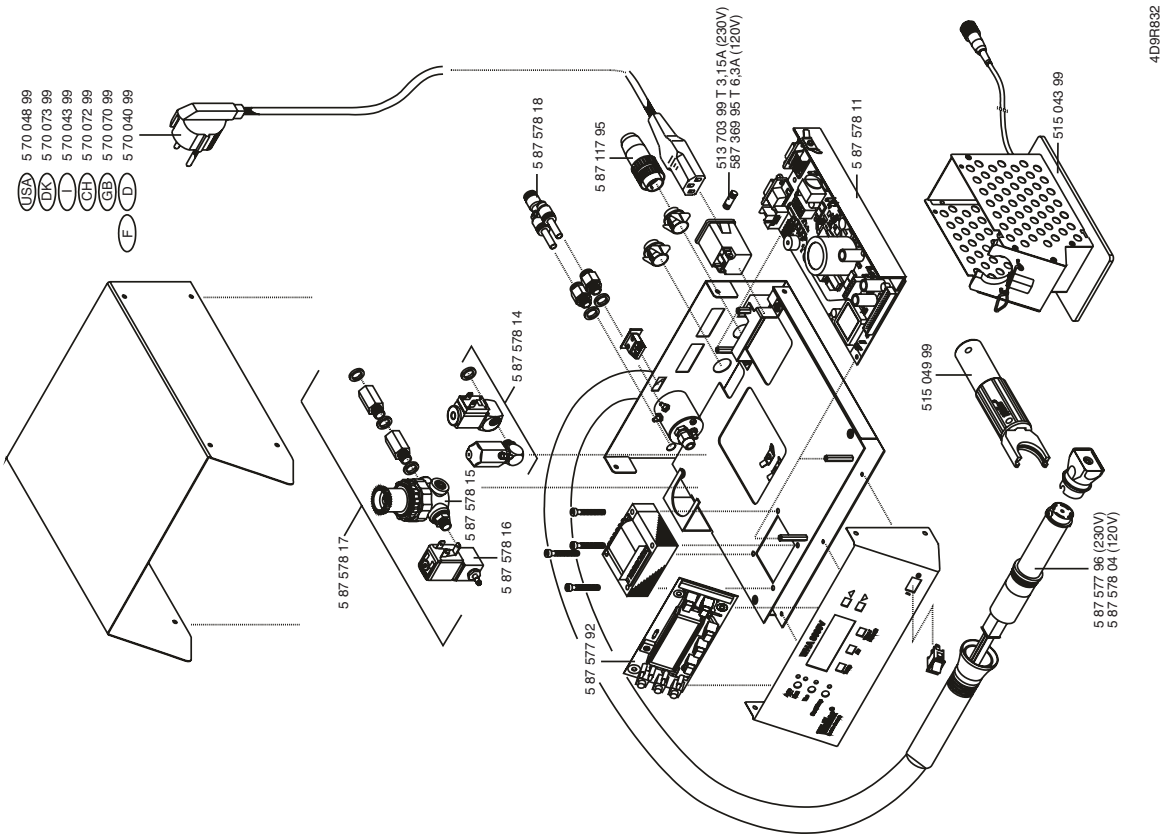

WHA 3000P

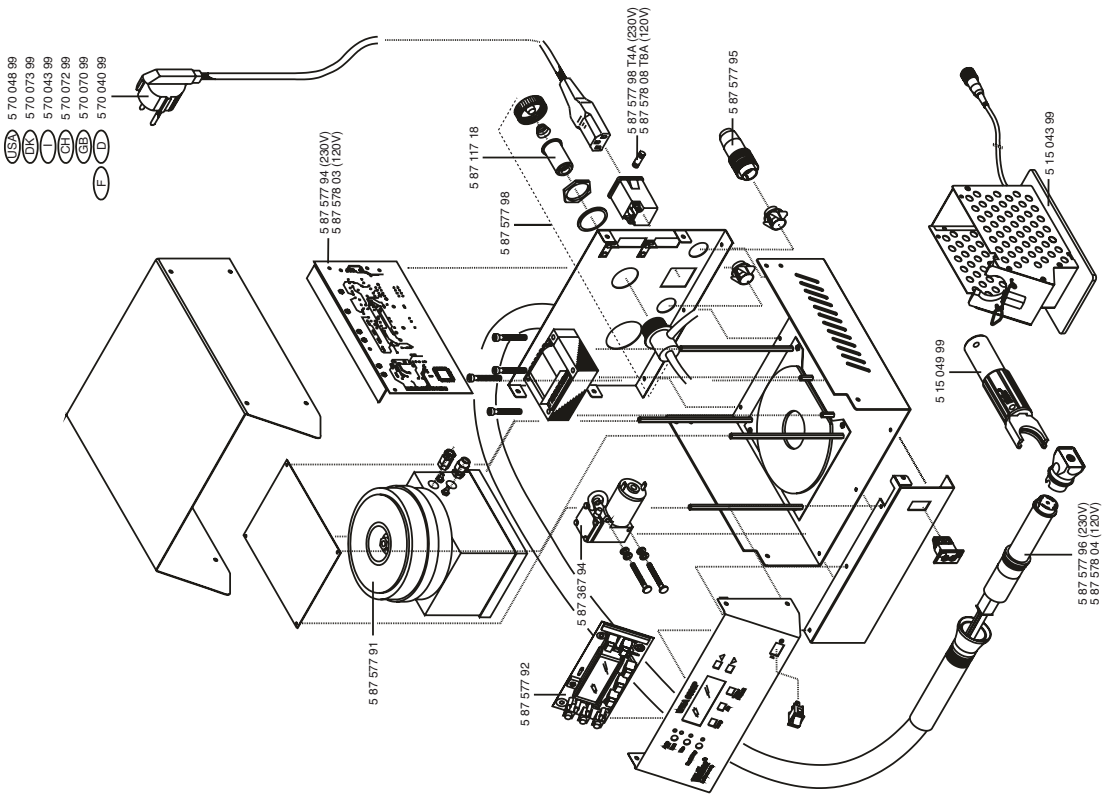

www.labem.pl

WHP 1000

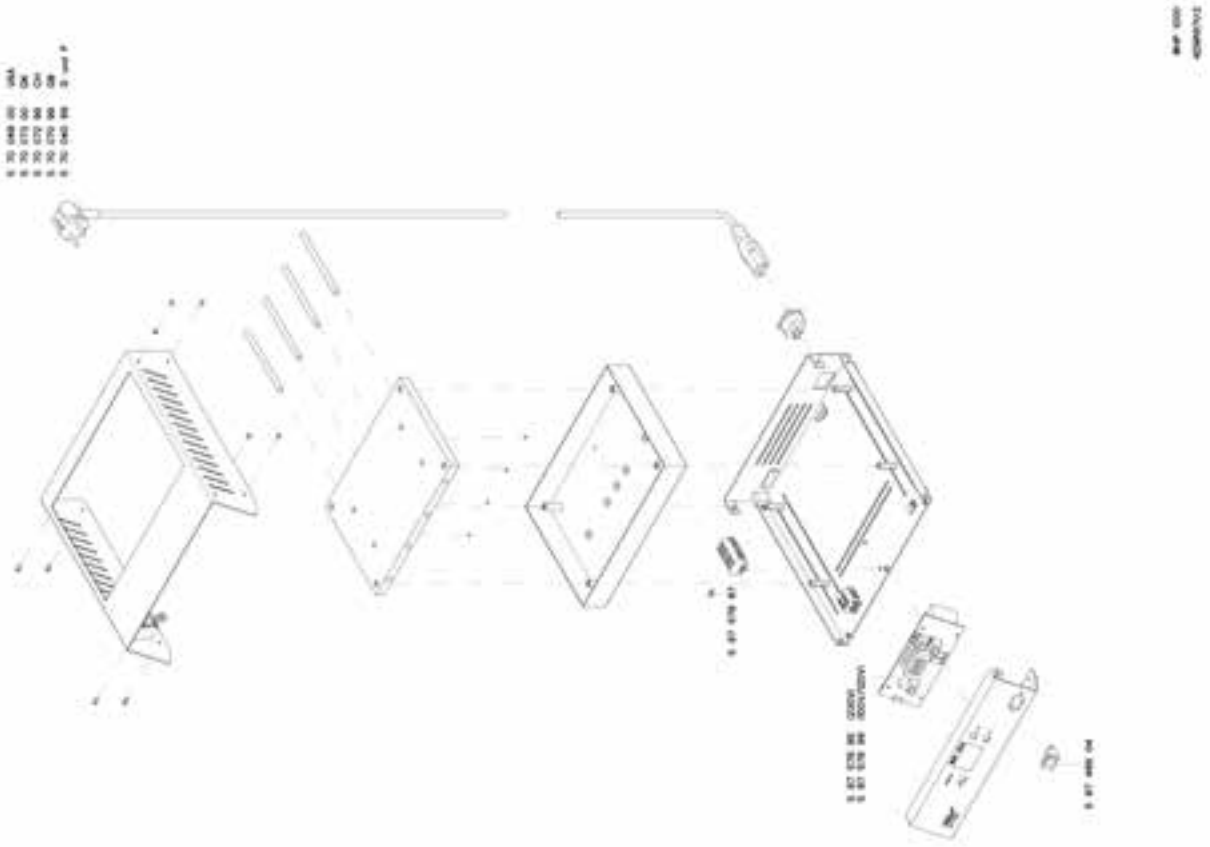

WHP 3000

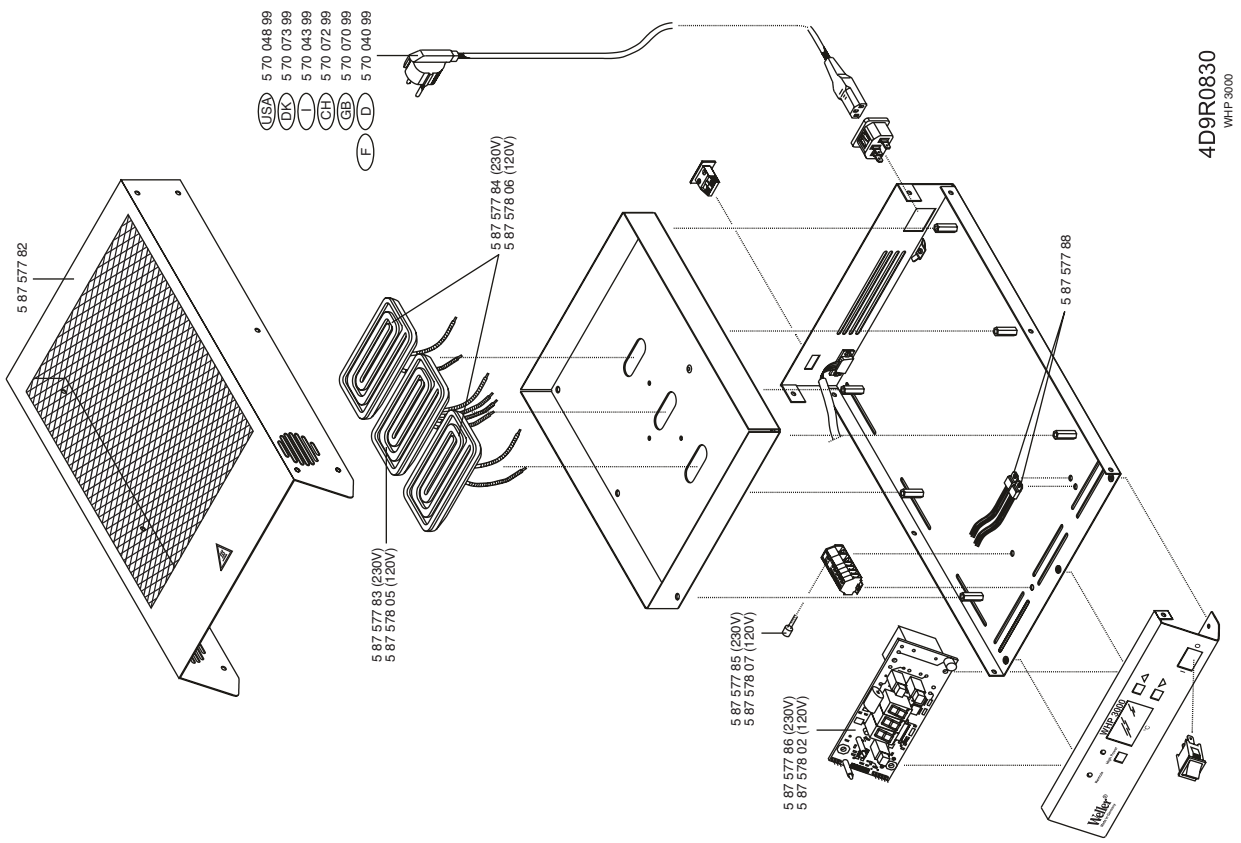

www.labem.pl

WMD 1S

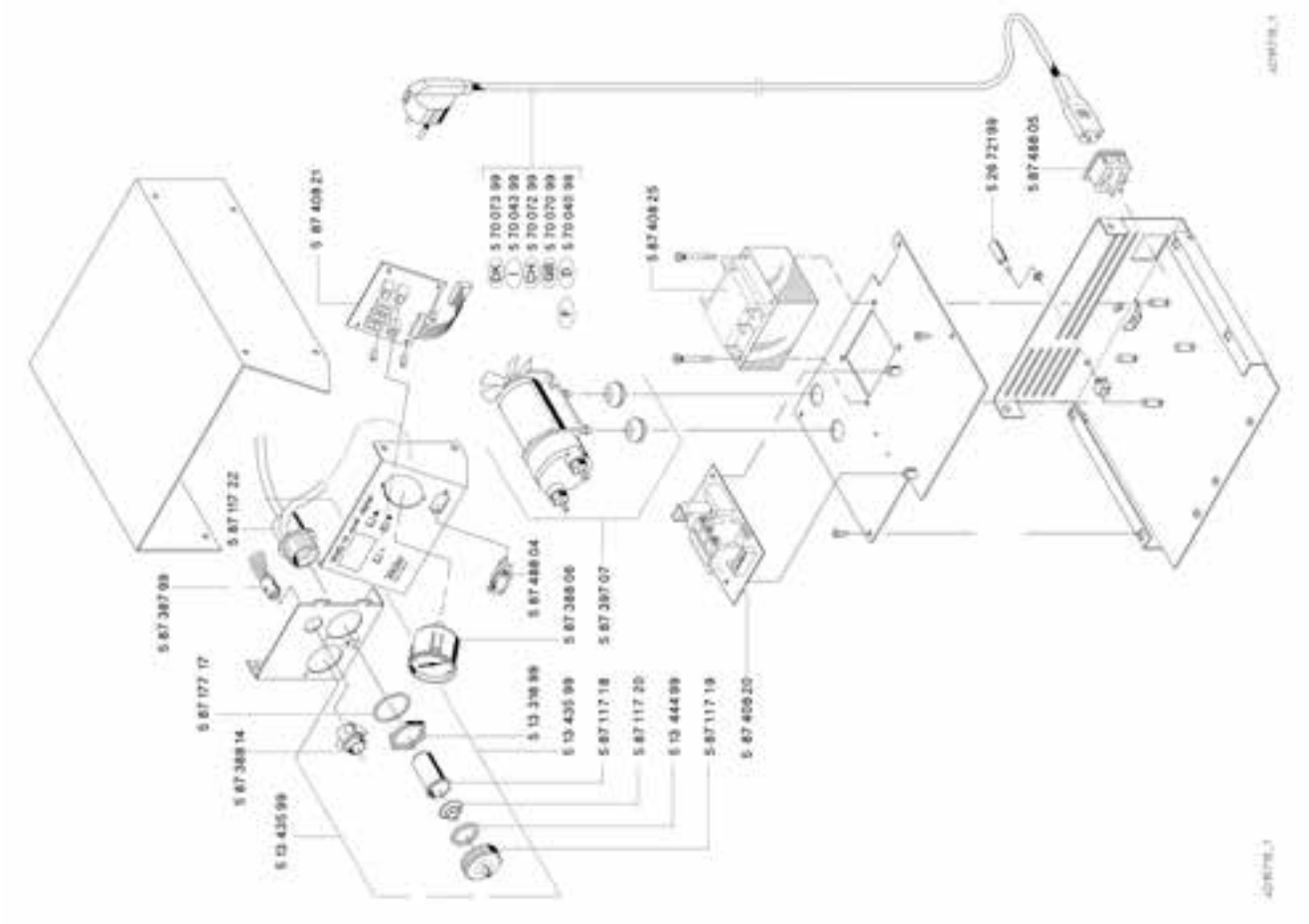

WMD 3 / WMD 3K2

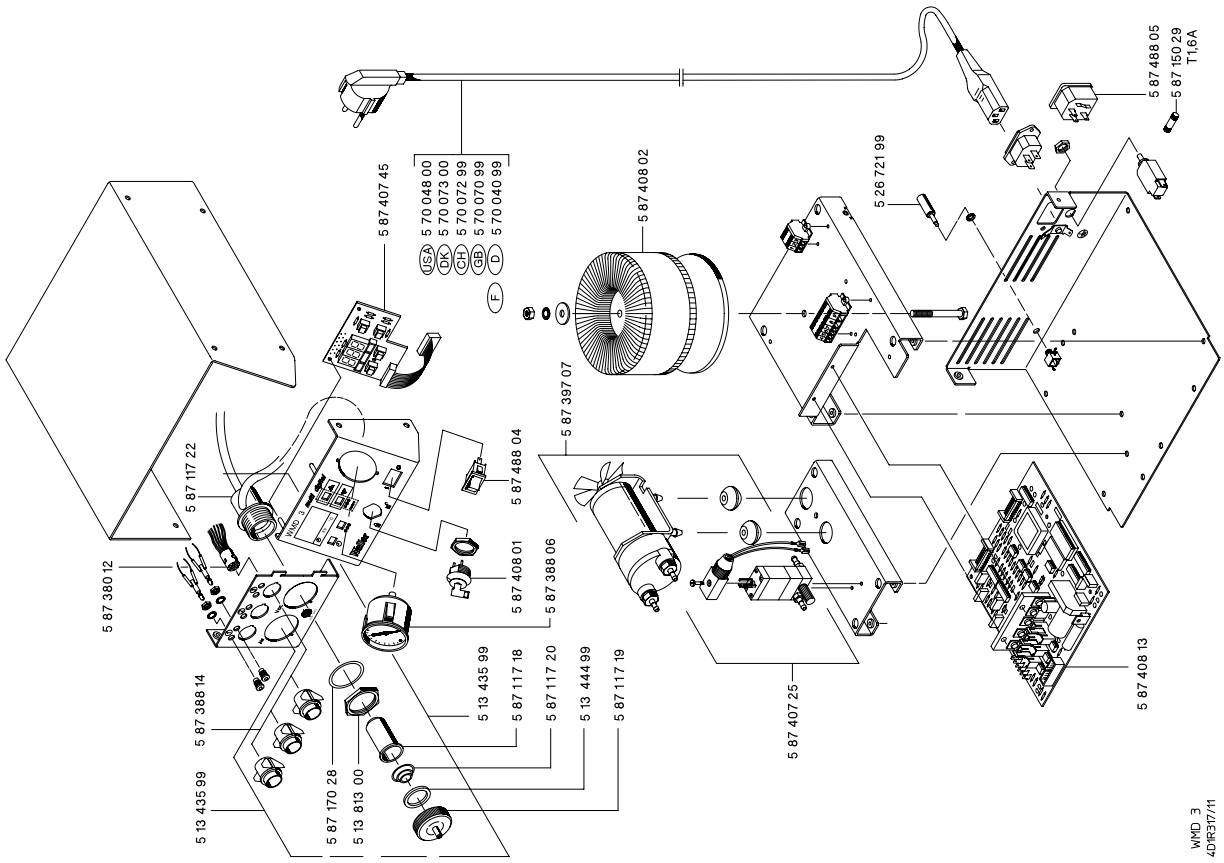

www.labem.pl

WMRT

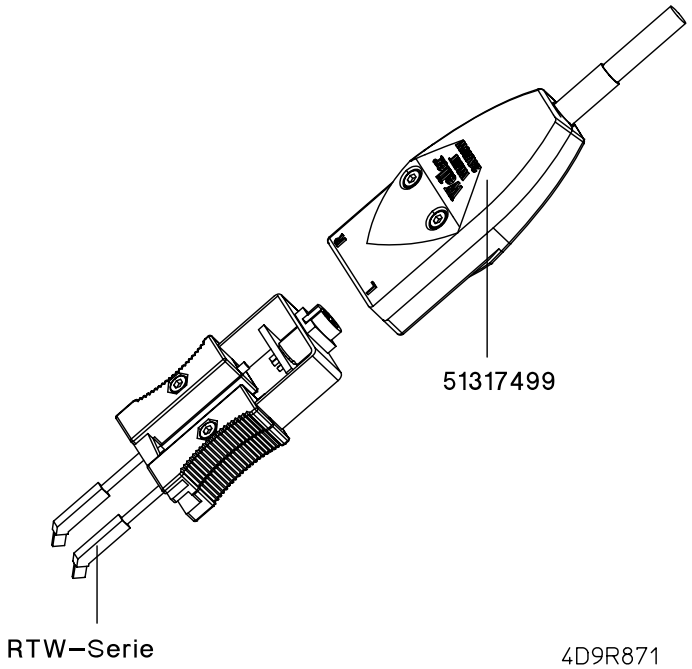

WP 65

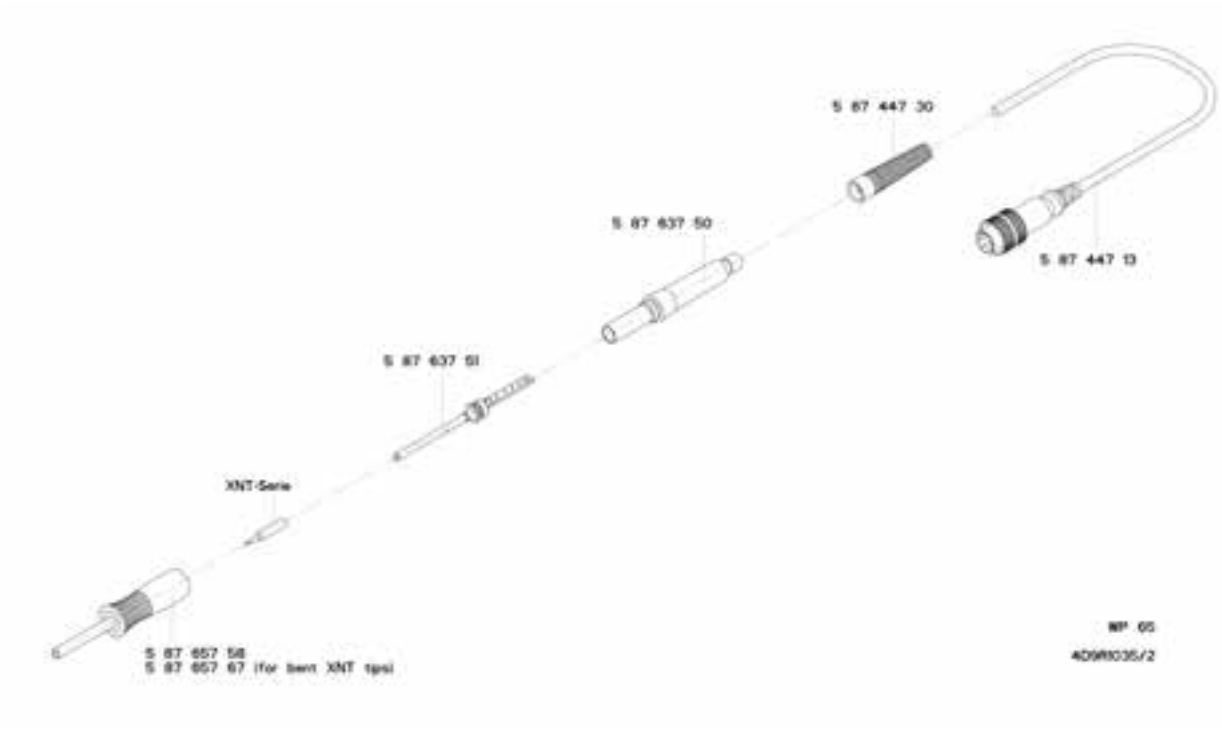

www.labem.pl

WP 80

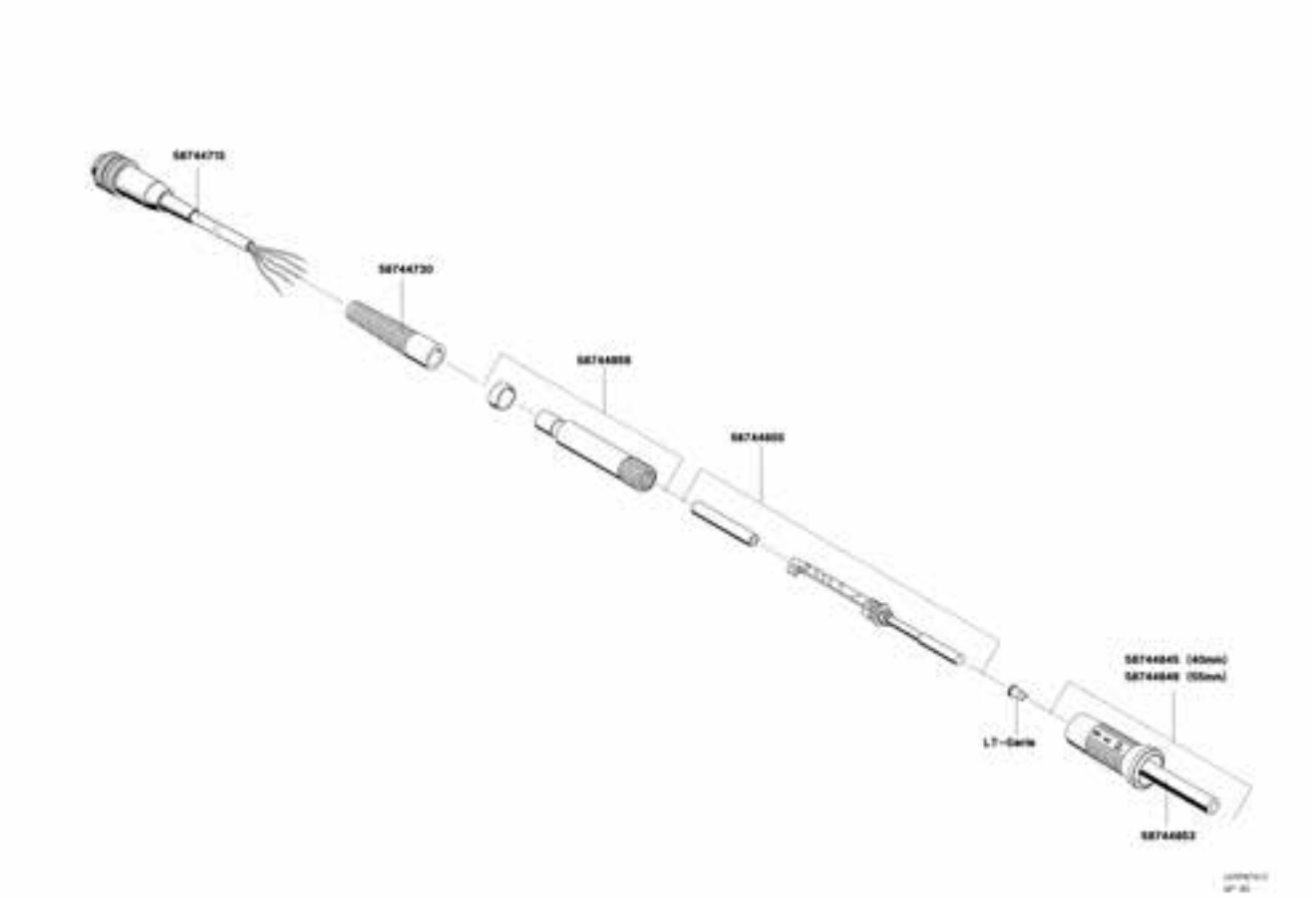

WP 120

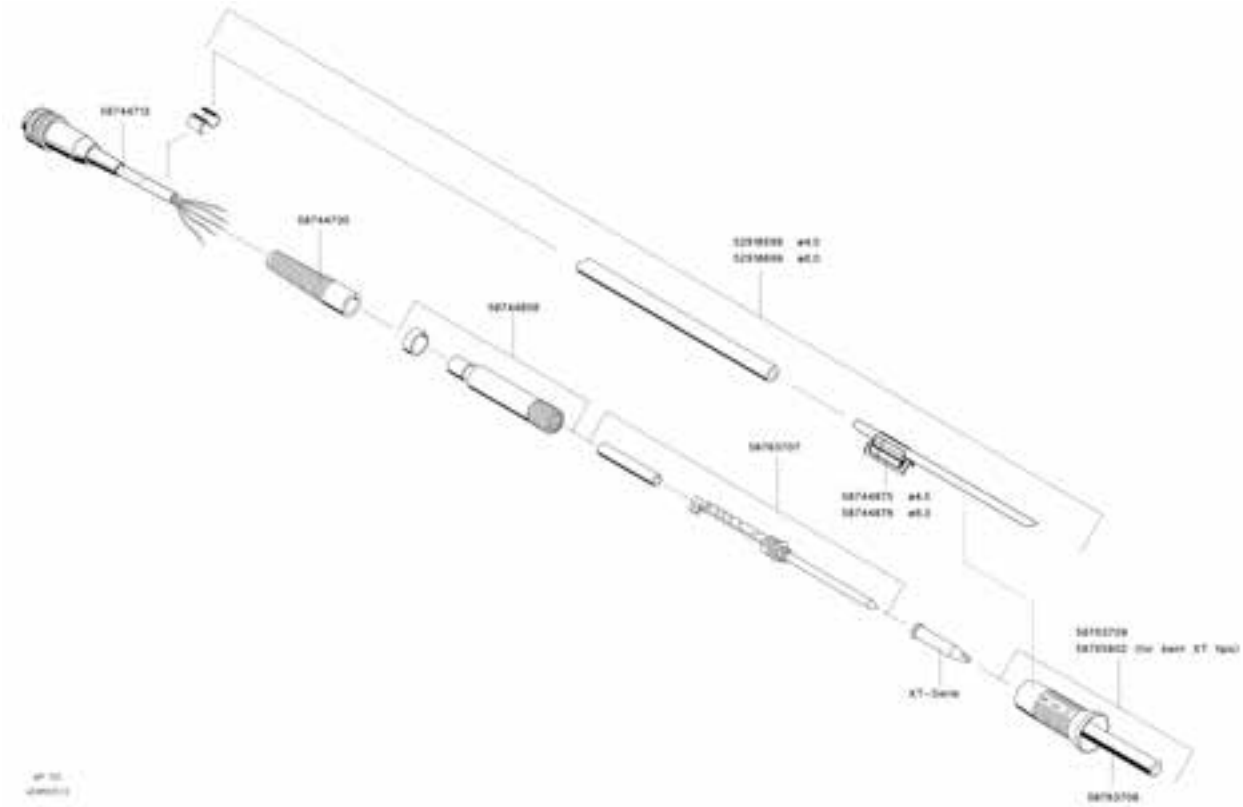

WP 200

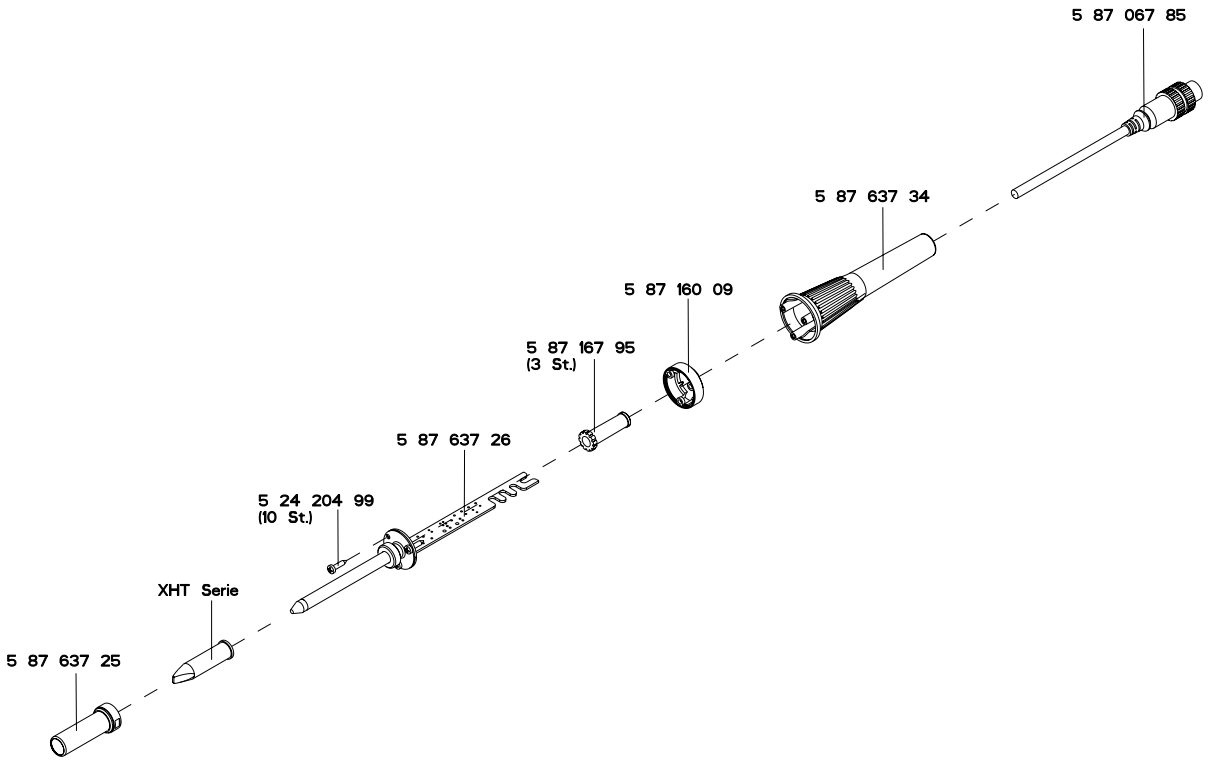

WR 2

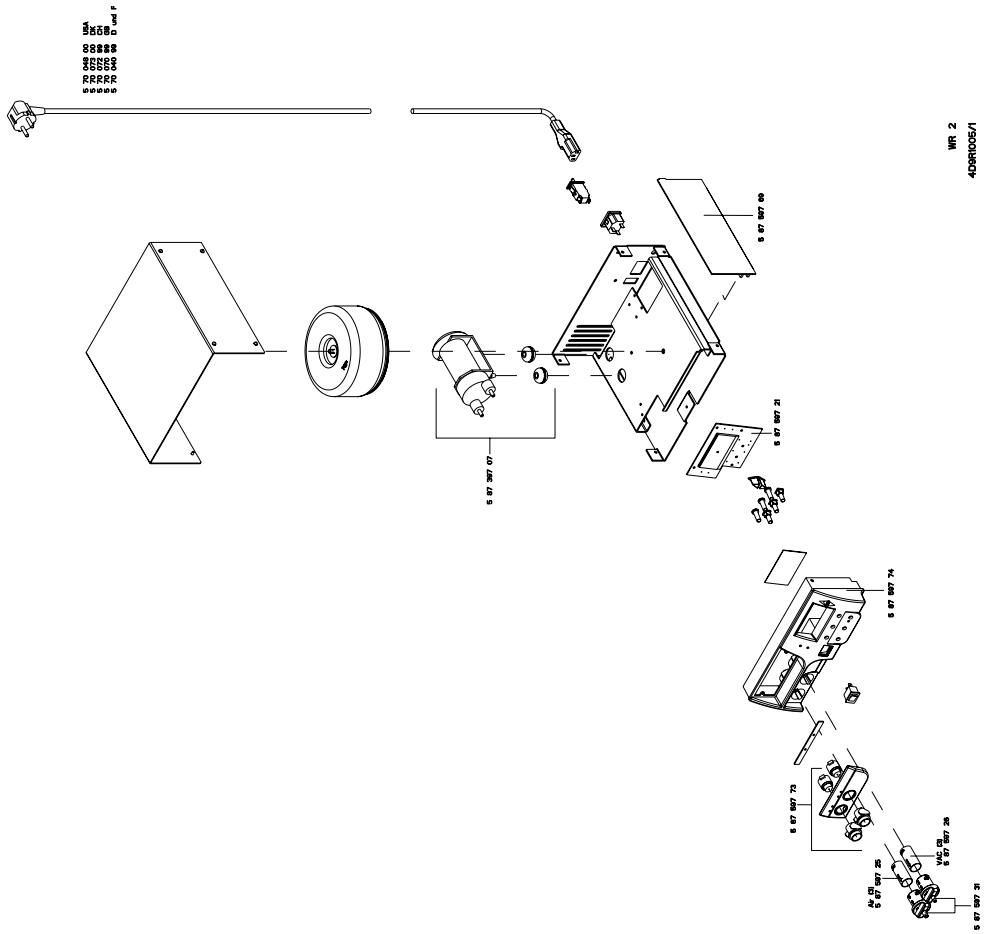

www.labem.pl

WR 3M

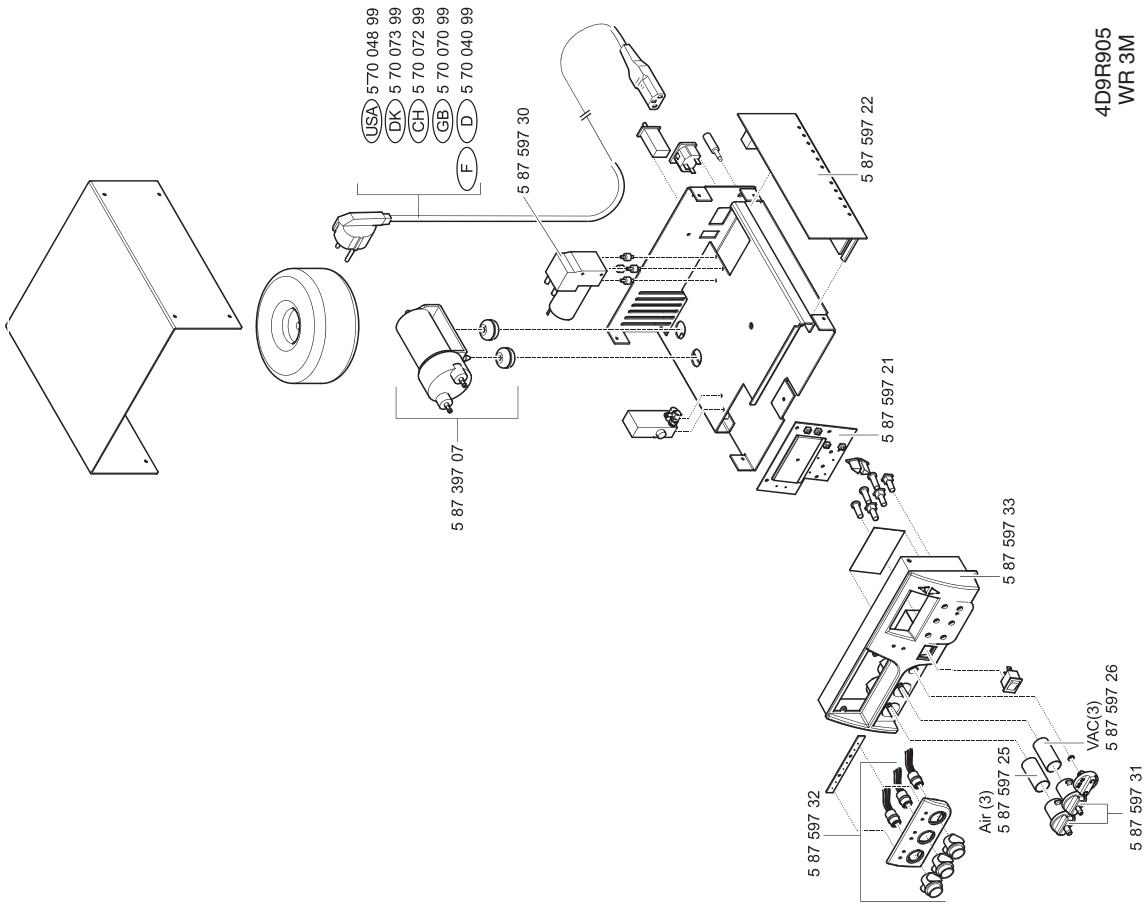

WS 51 consists of PU 81 and soldering iron

valid from production date November 2005

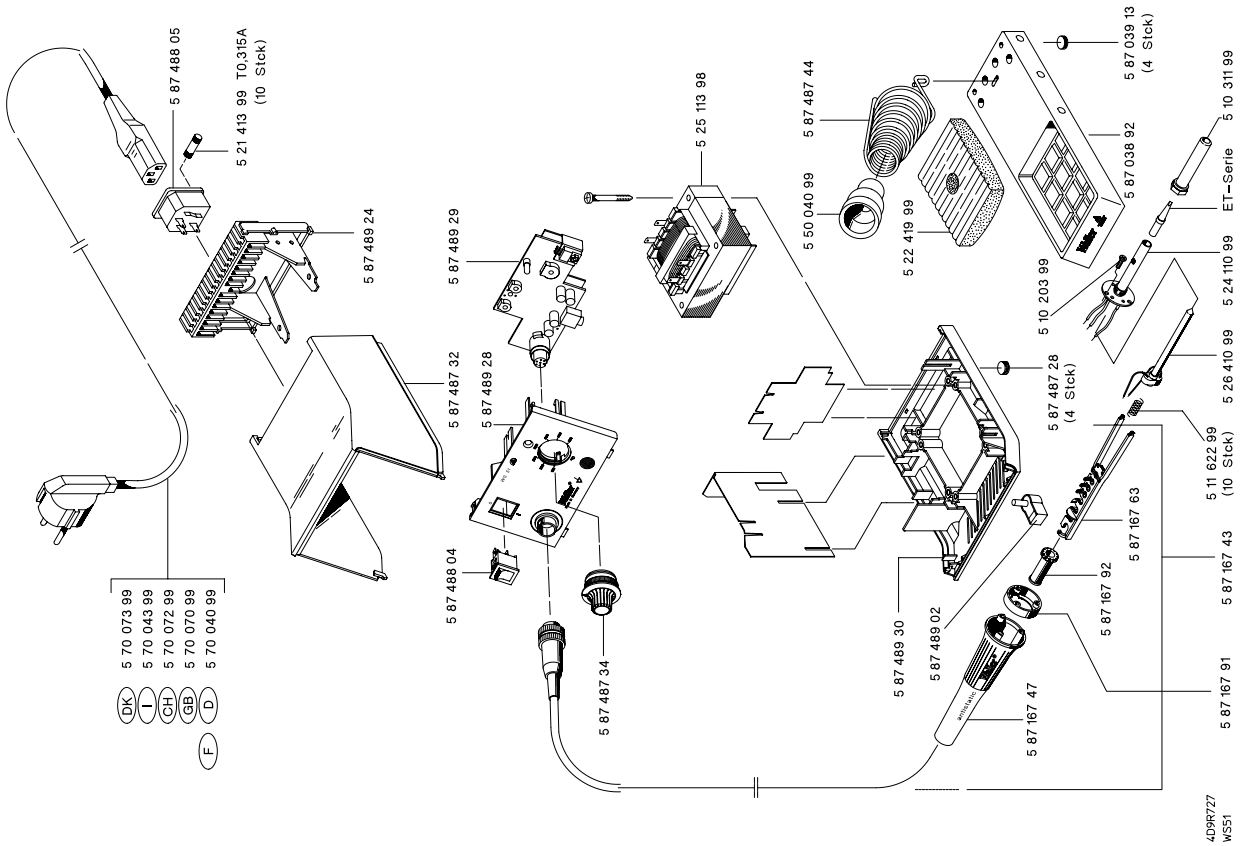

www.labem.pl

WS 51

valid until production date October 2005

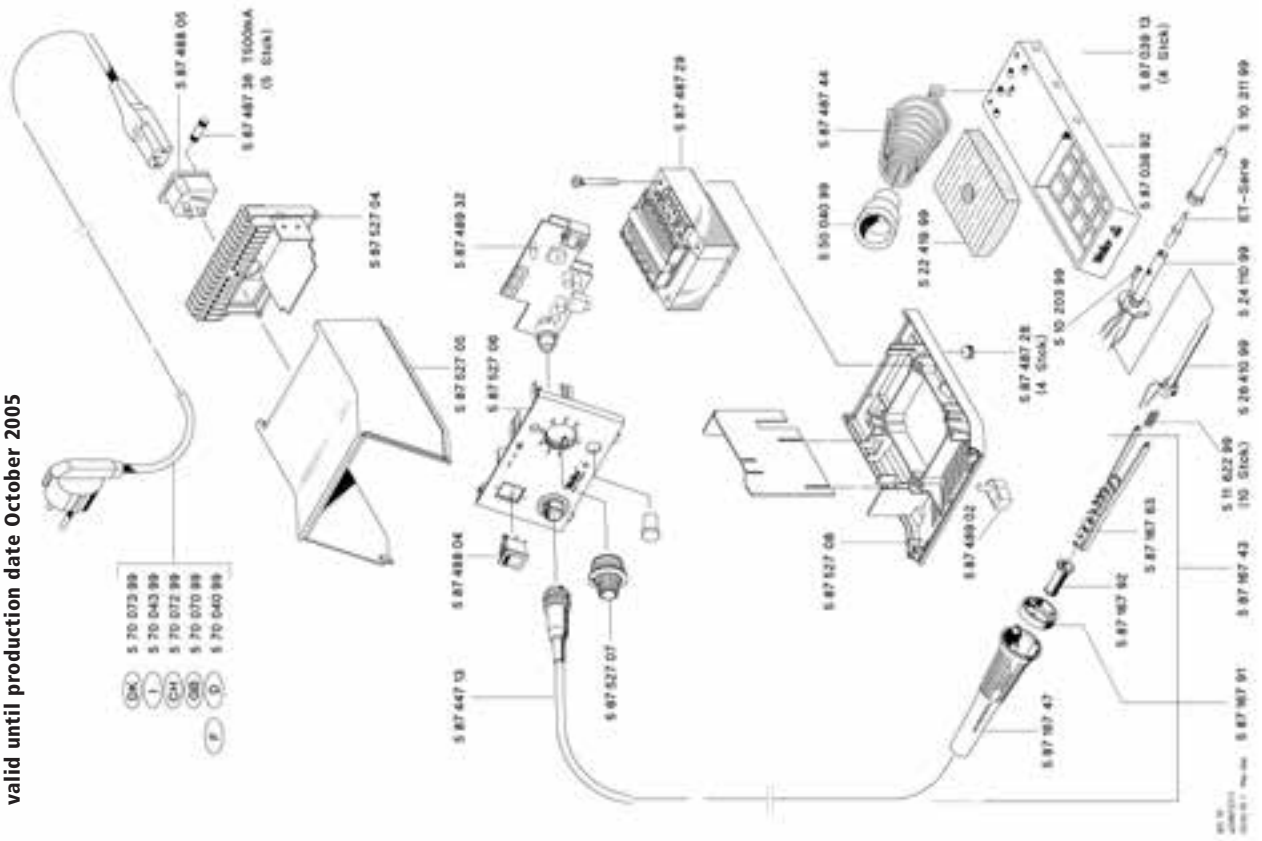

WS 81

valid until production date October 2005

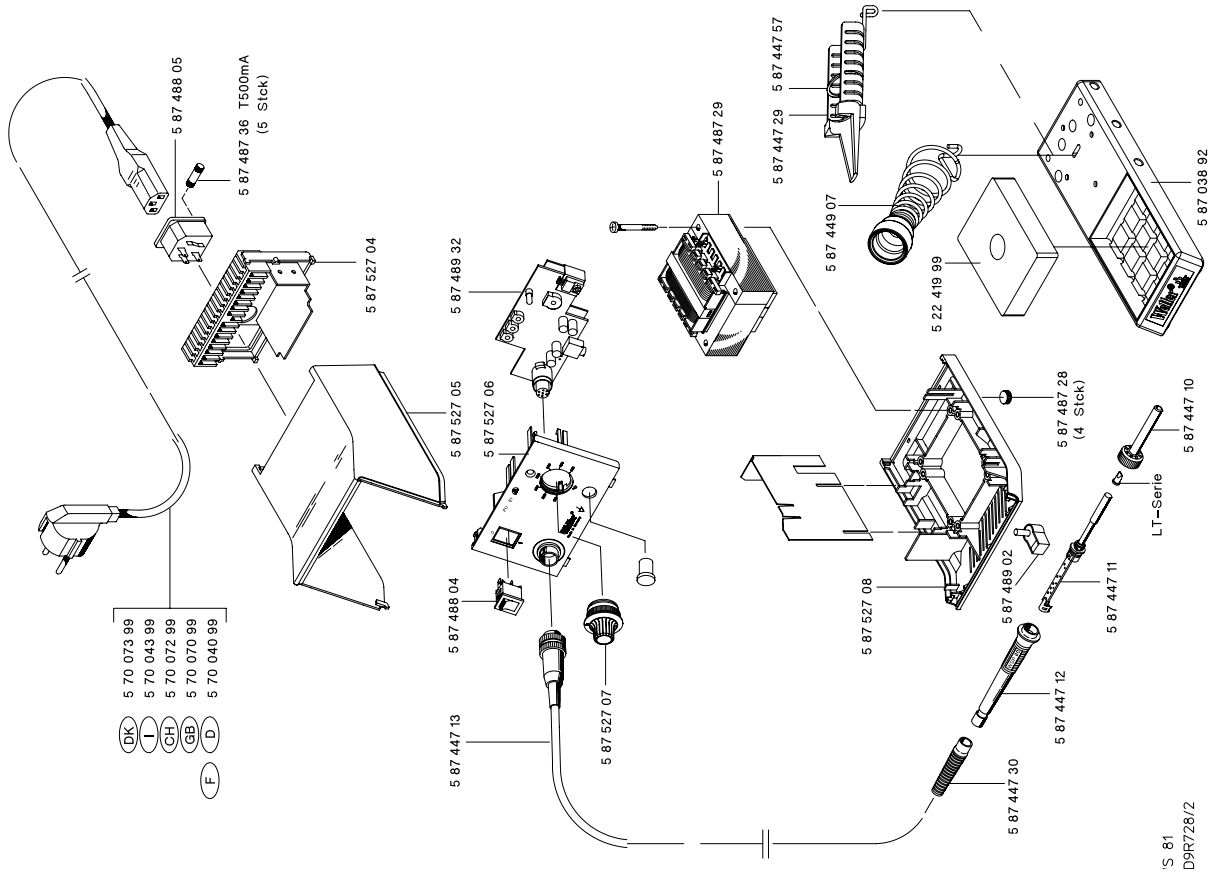

www.labem.pl

WS 81 consists of PU 81 and soldering iron WSP 80

valid from production date November 2005

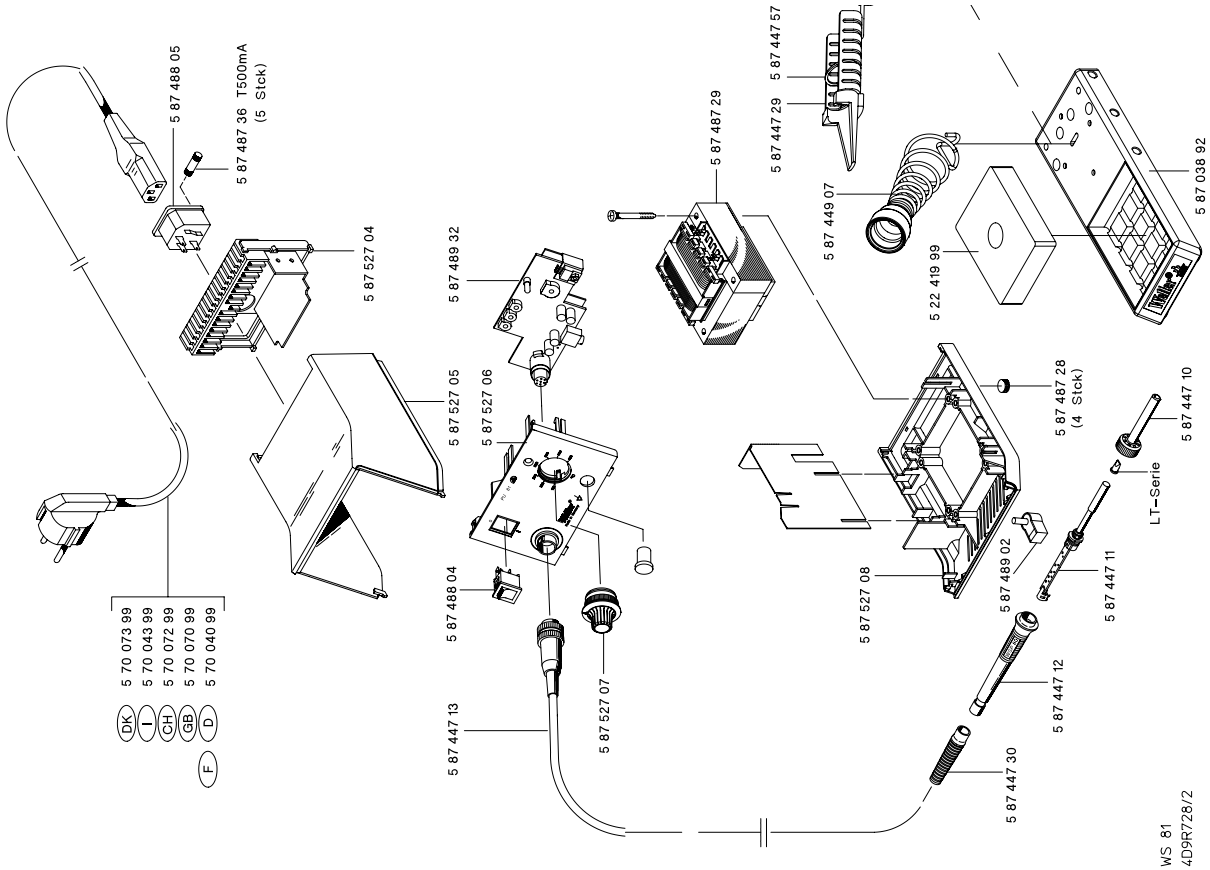

WSD 81

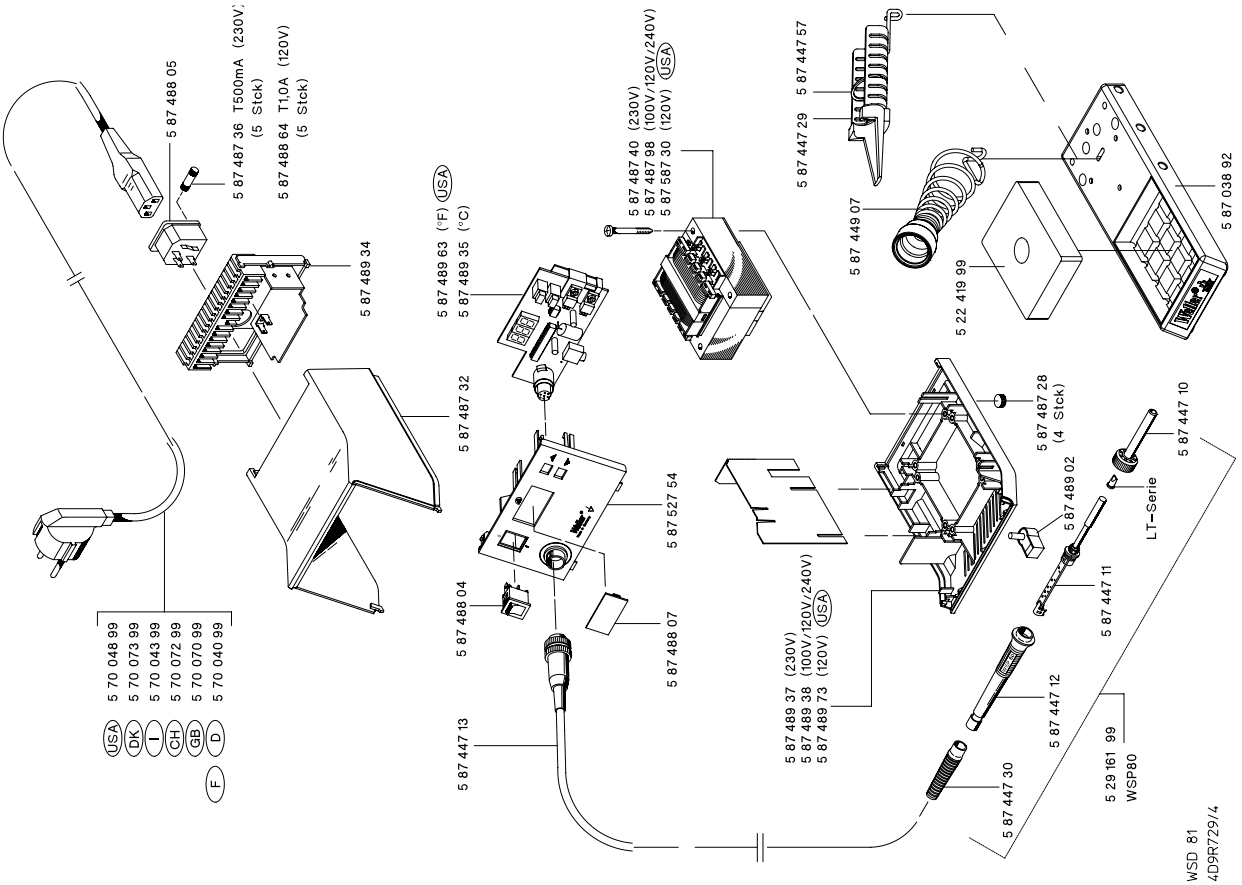

www.labem.pl

WSD 81i

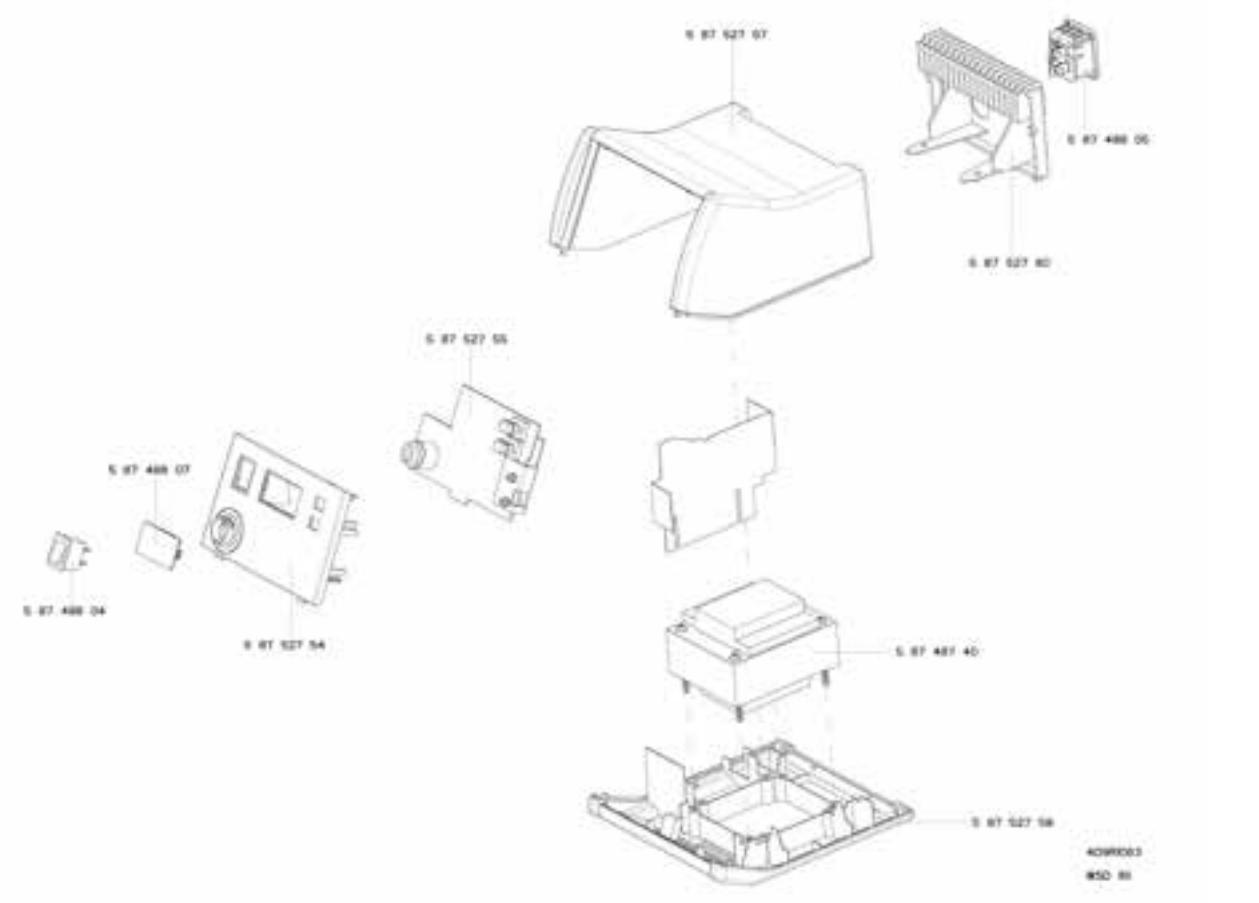

WSD 121

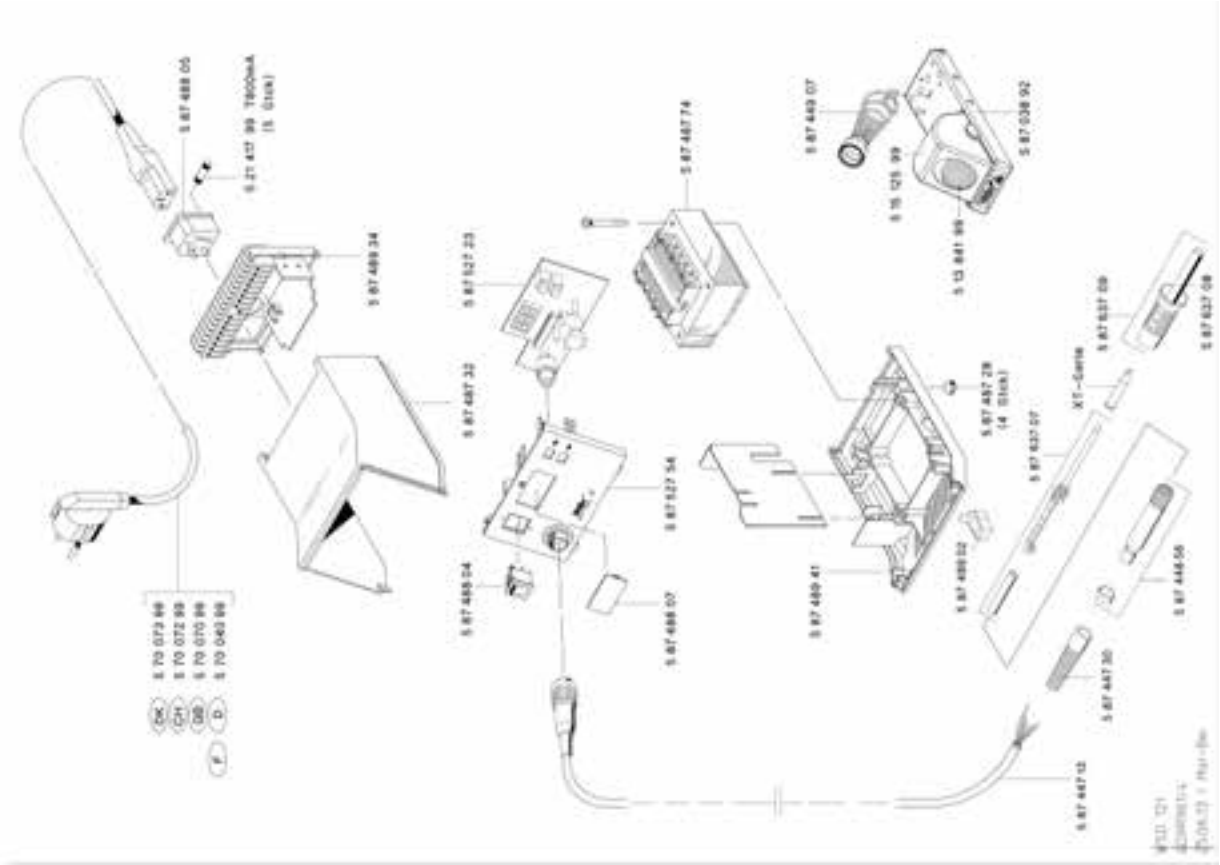

WSD 151

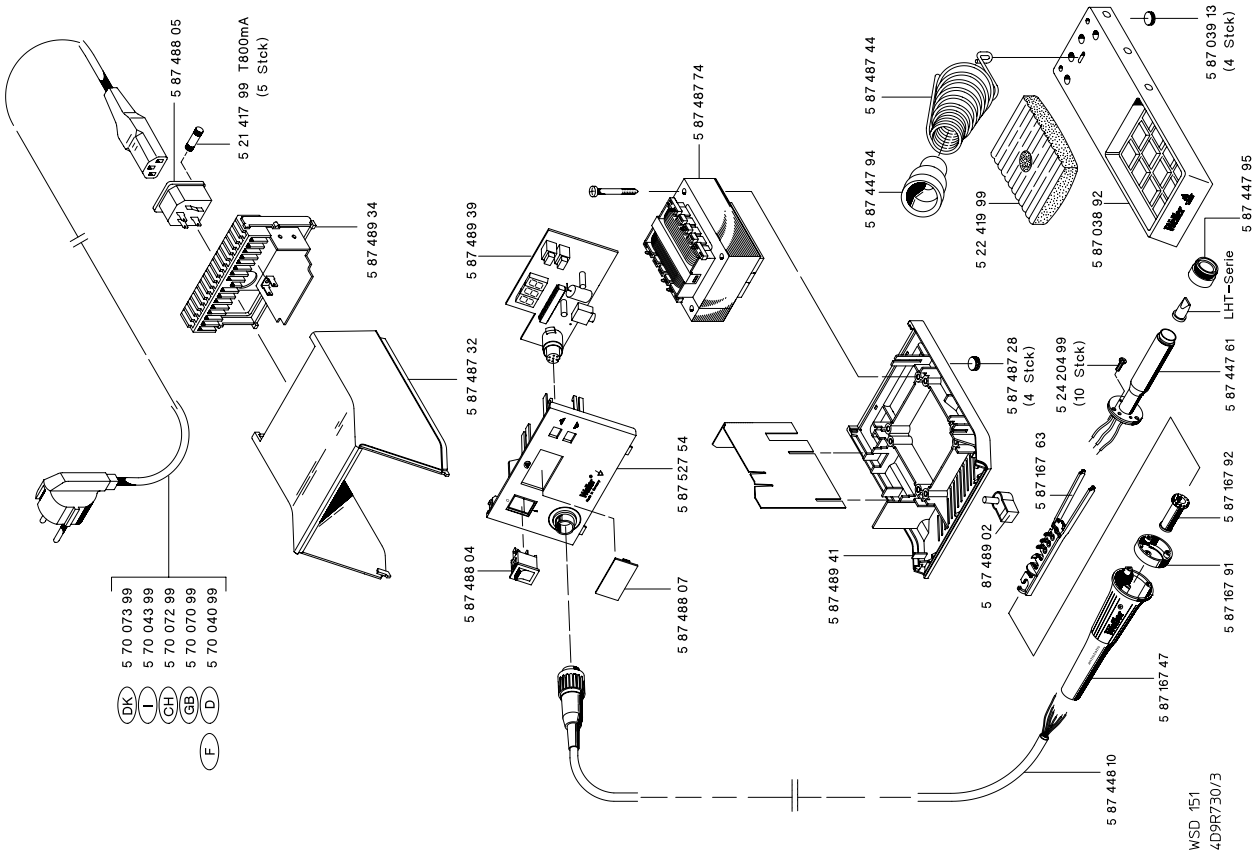

WSD 161

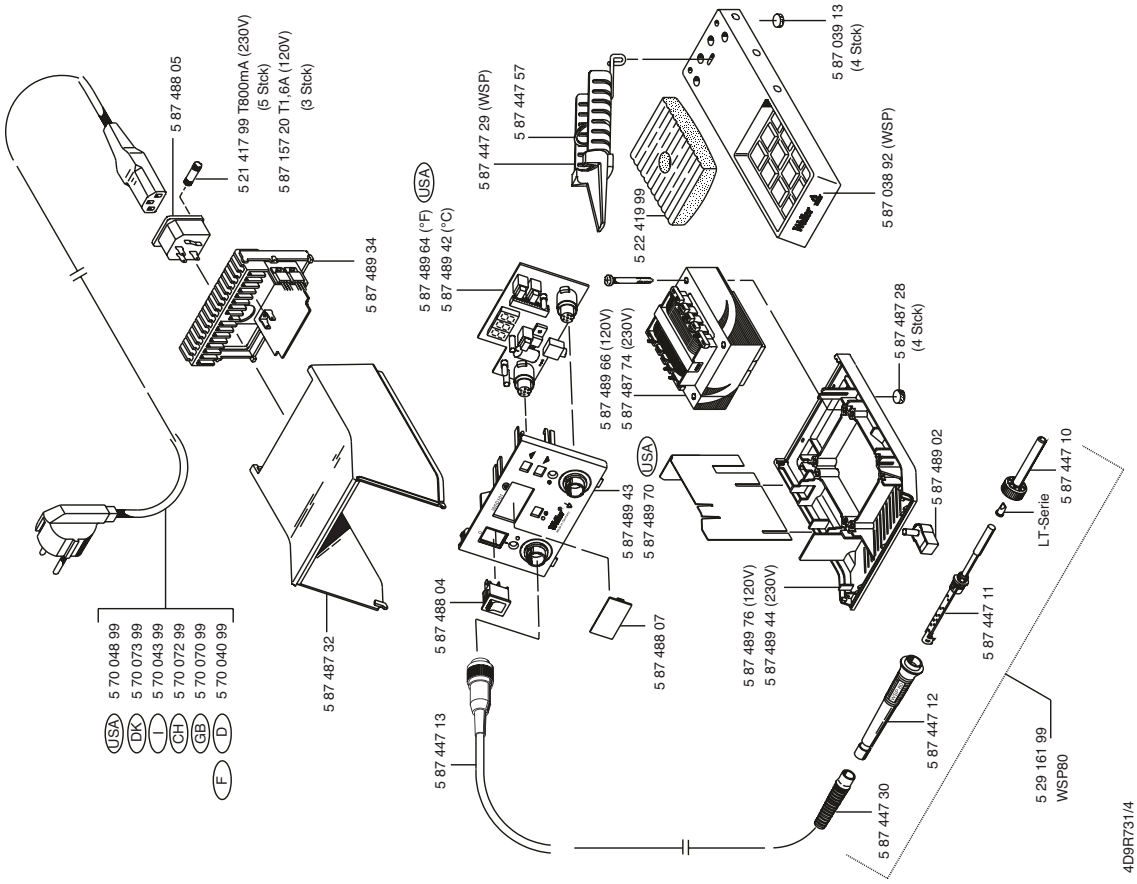

www.labem.pl

WSF 81D

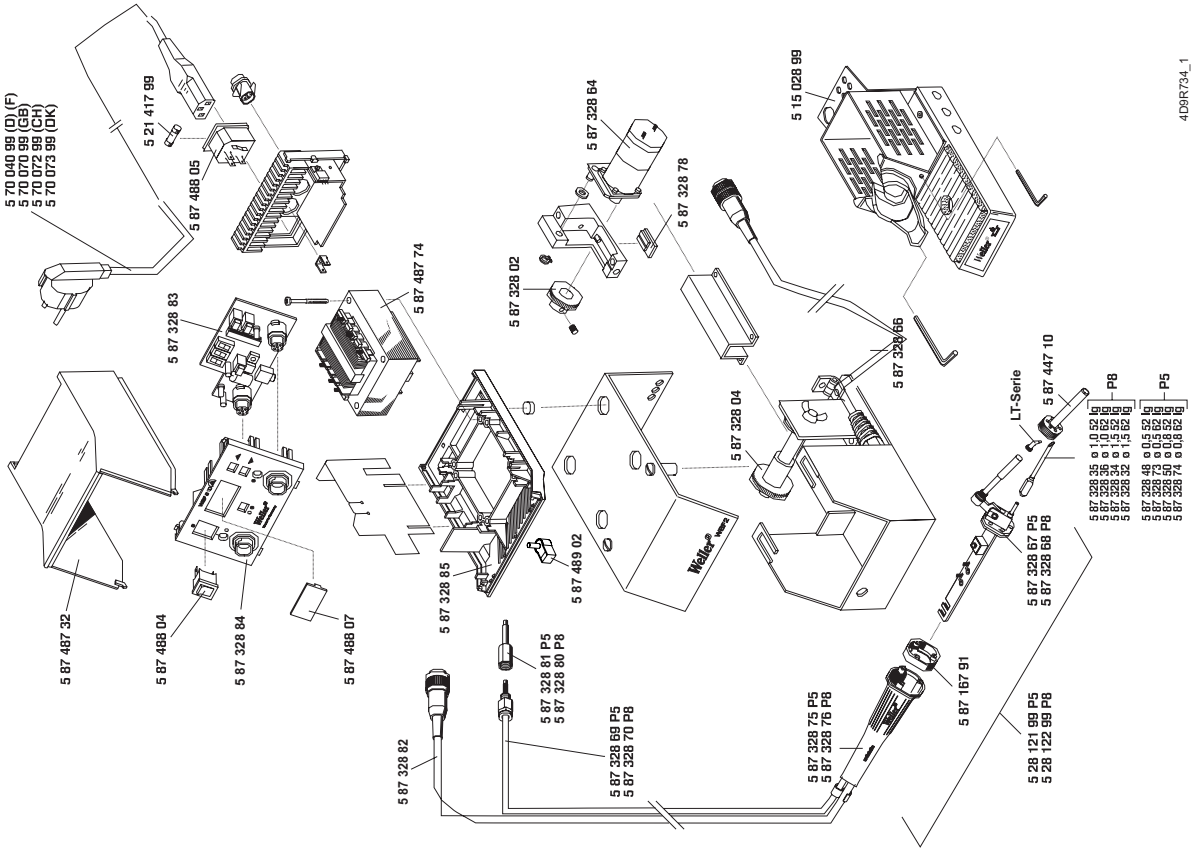

WSP 80



www.labem.pl

WTA 50

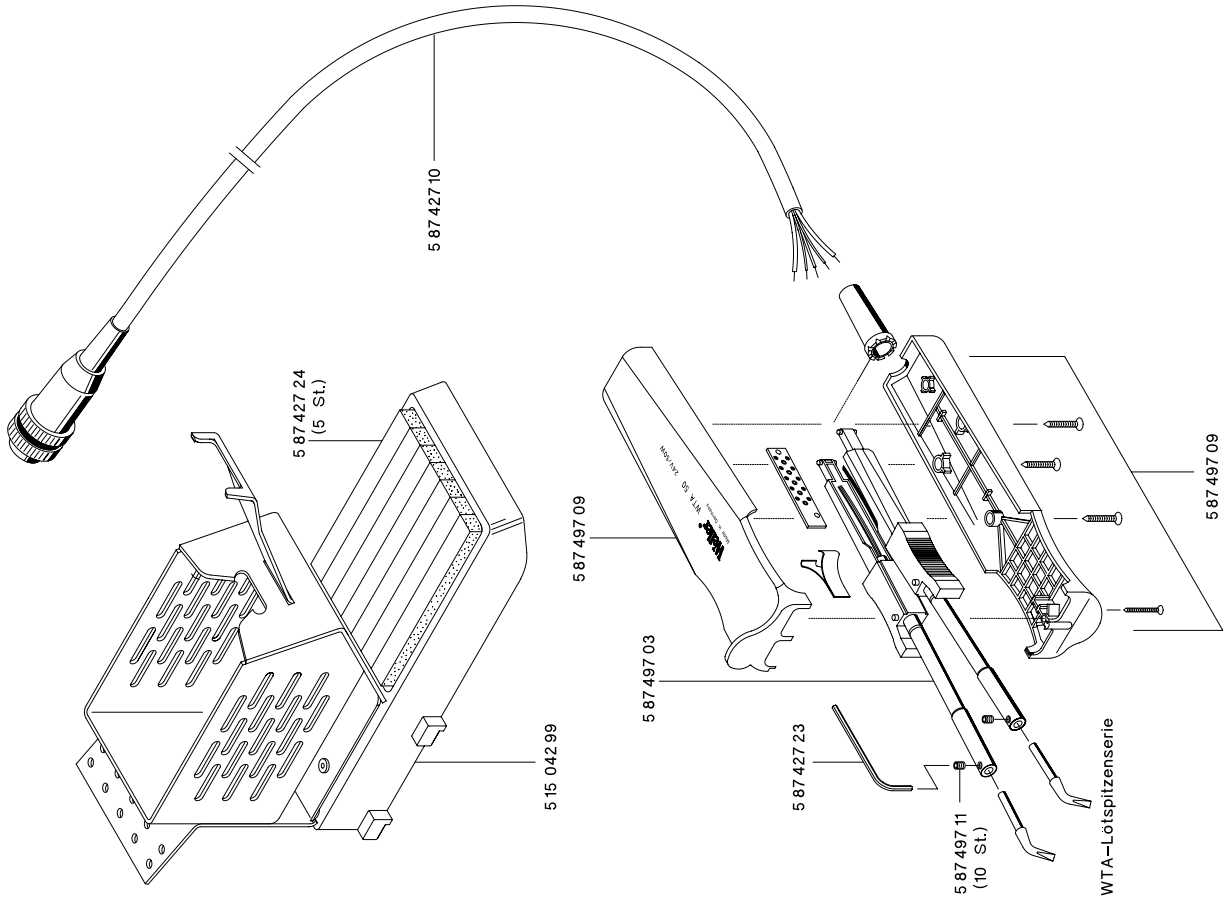

WTCP 51

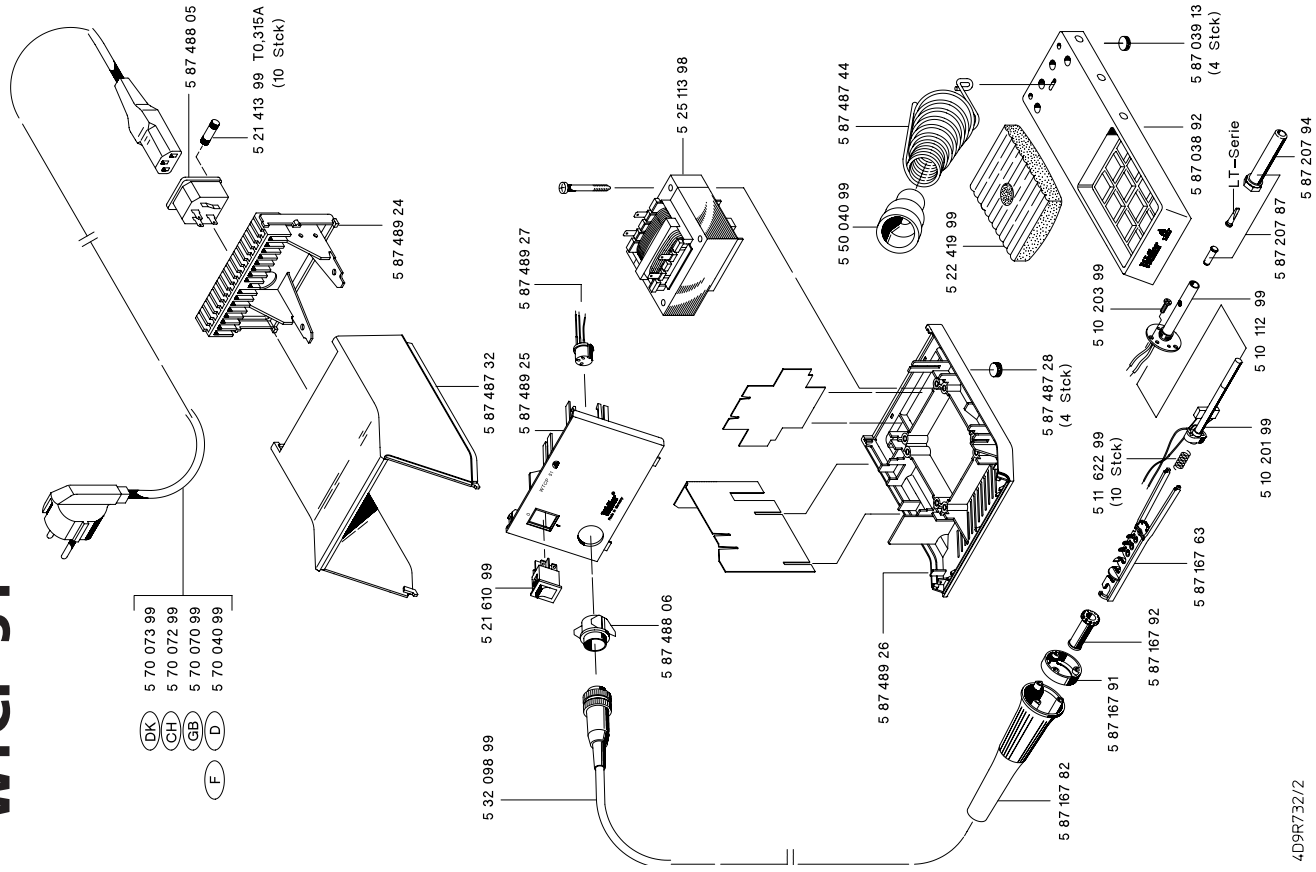

www.labem.pl

WX 1

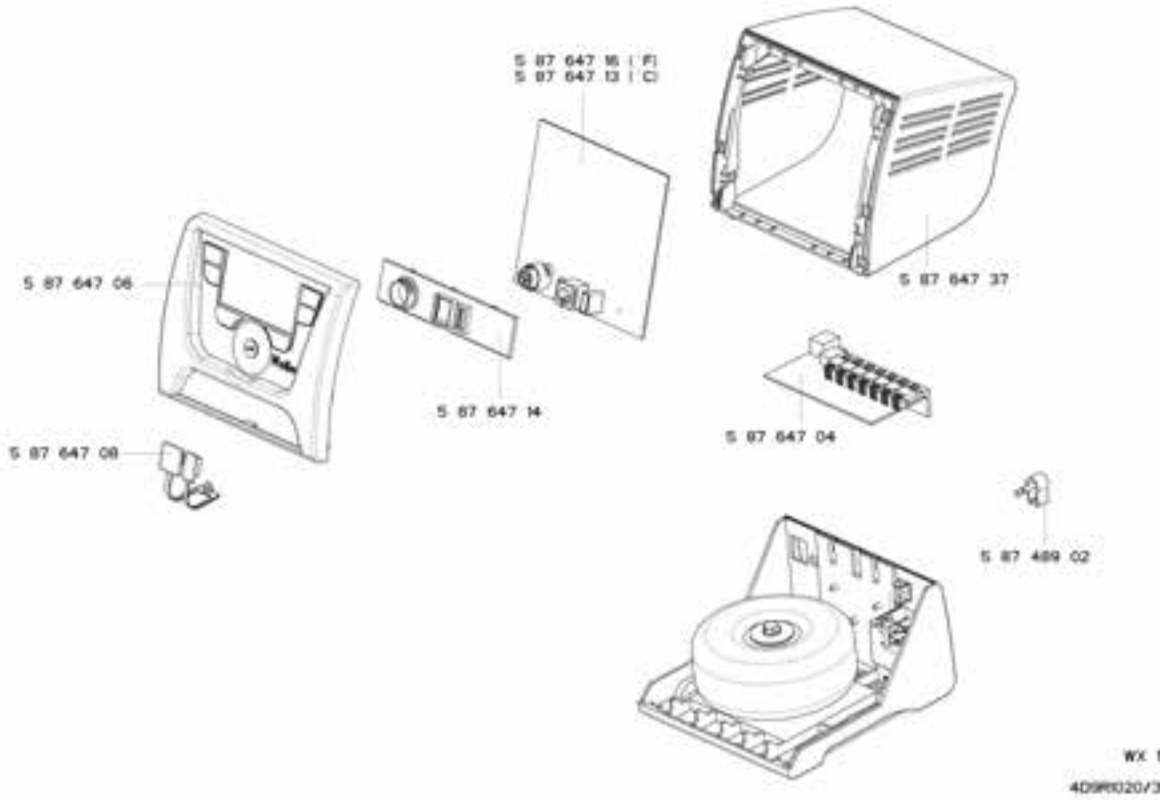

WX 2

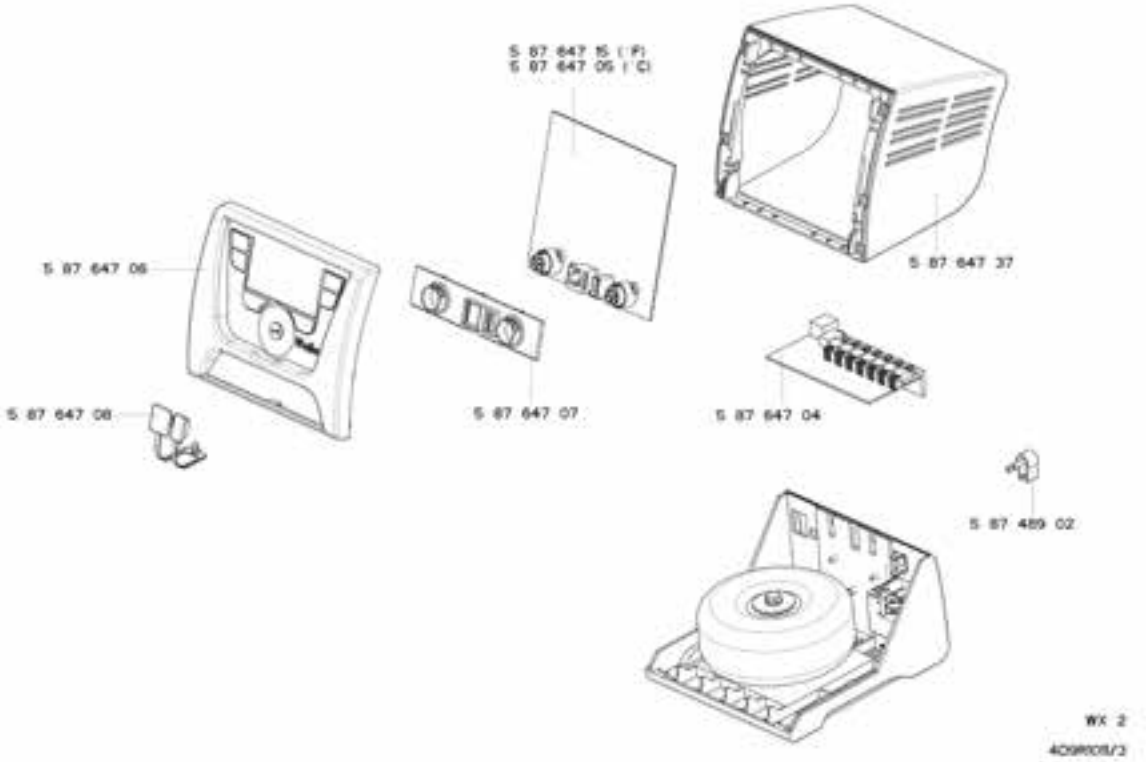

www.labem.pl

WXA 2

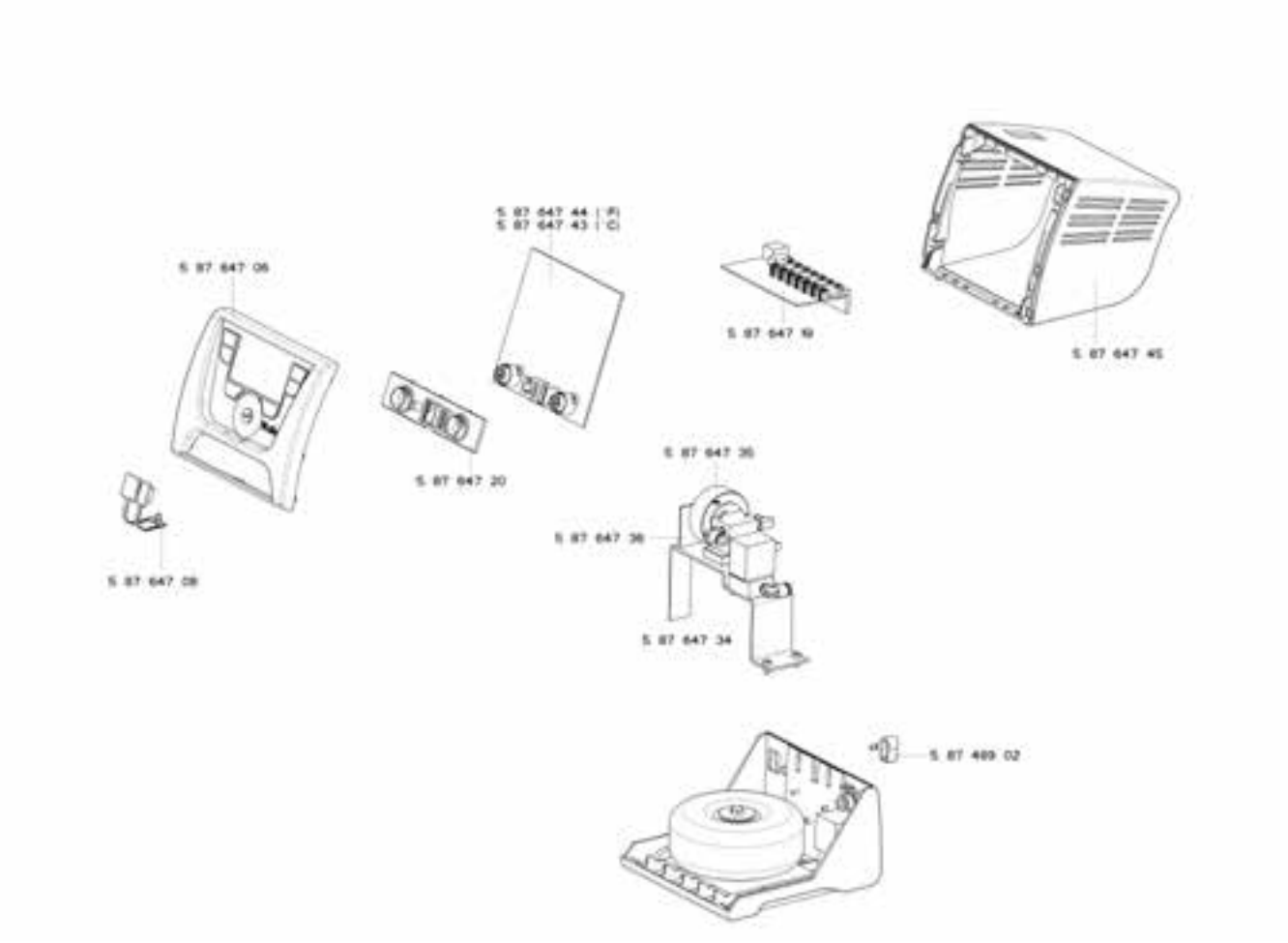
S 87 647 06
S 87 647 44 | P
S 87 647 43 | C
S 87 647 19
S 87 647 45
S 87 647 20
S 87 647 35
S 87 647 36
S 87 647 08
S 87 647 34
S 87 469 02

WXD 2

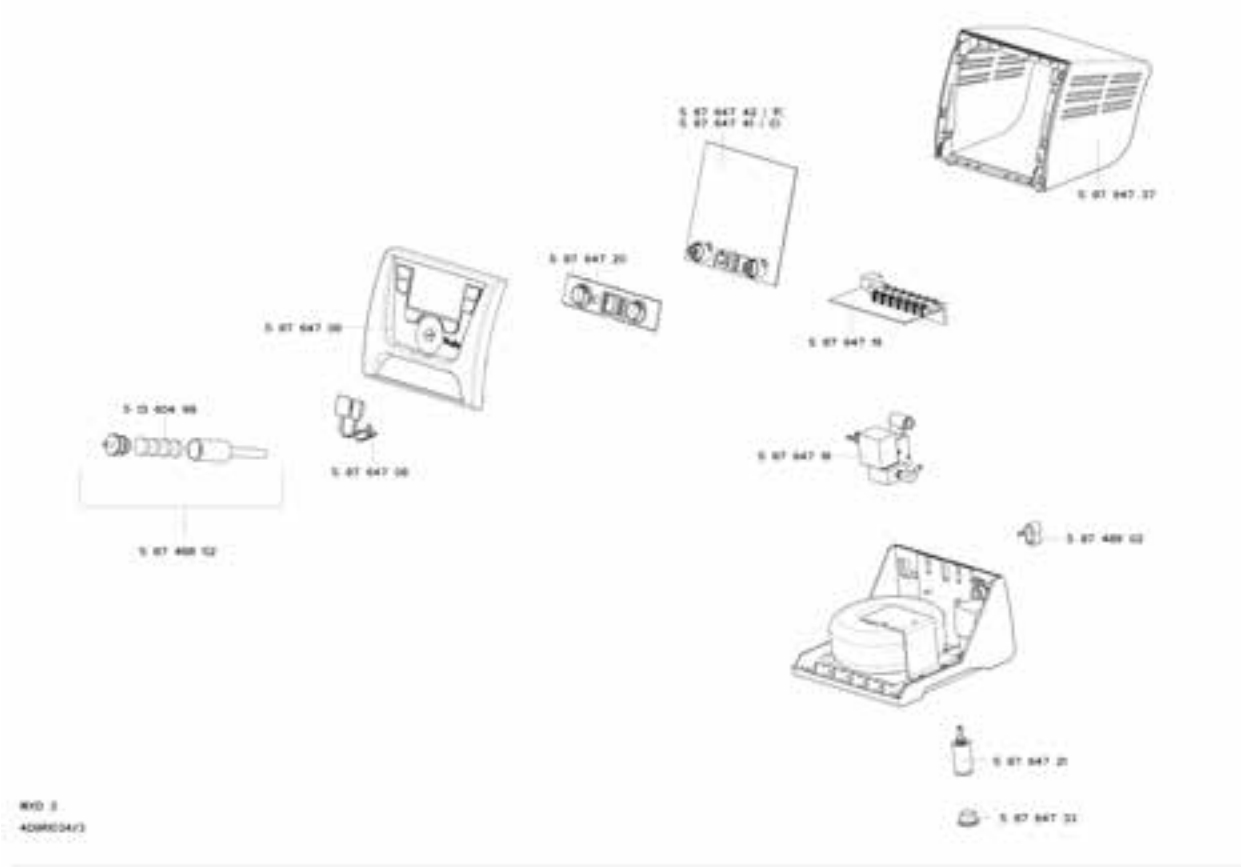
S 87 647 37
S 87 647 20
S 87 647 19
S 87 469 02
S 87 647 21
S 87 647 31

WXDP 120

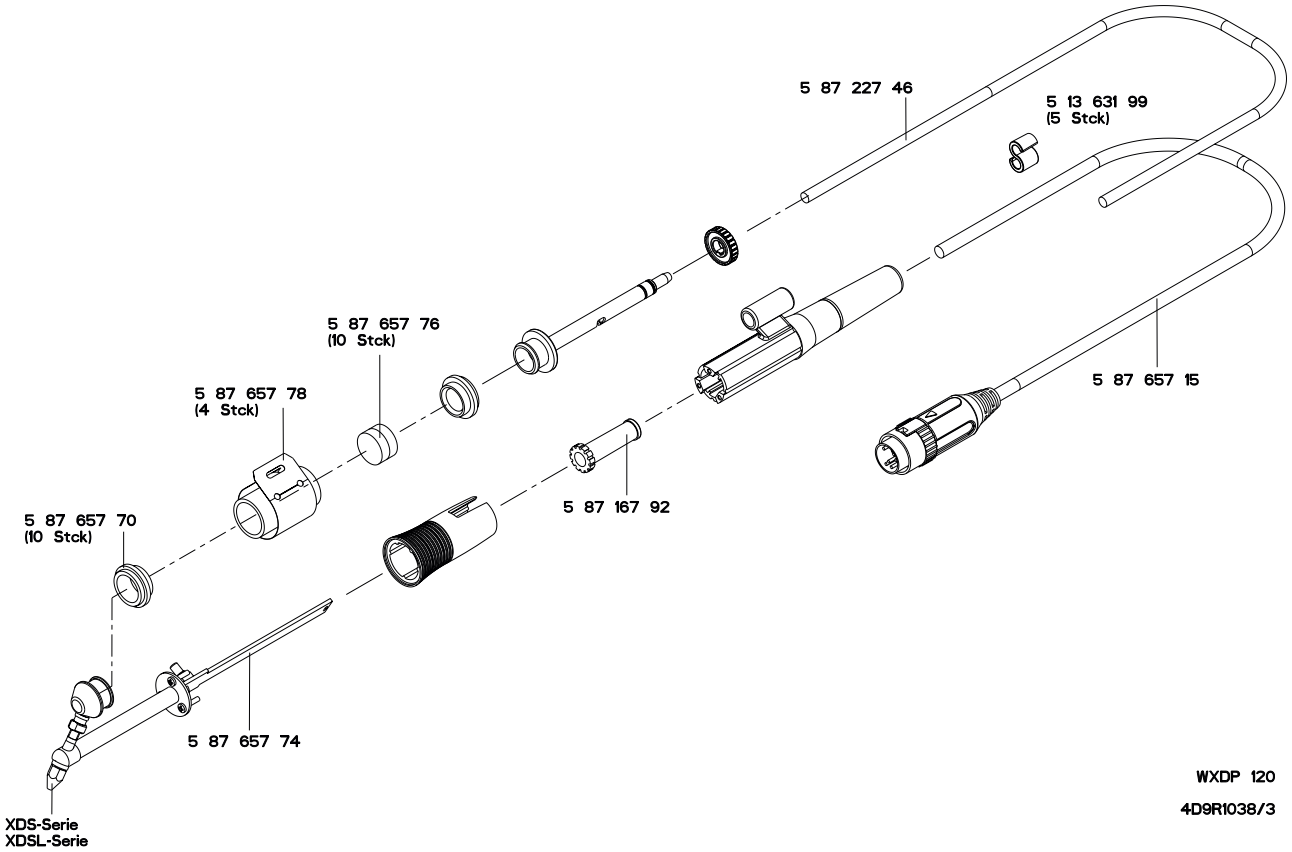

WXDV 120

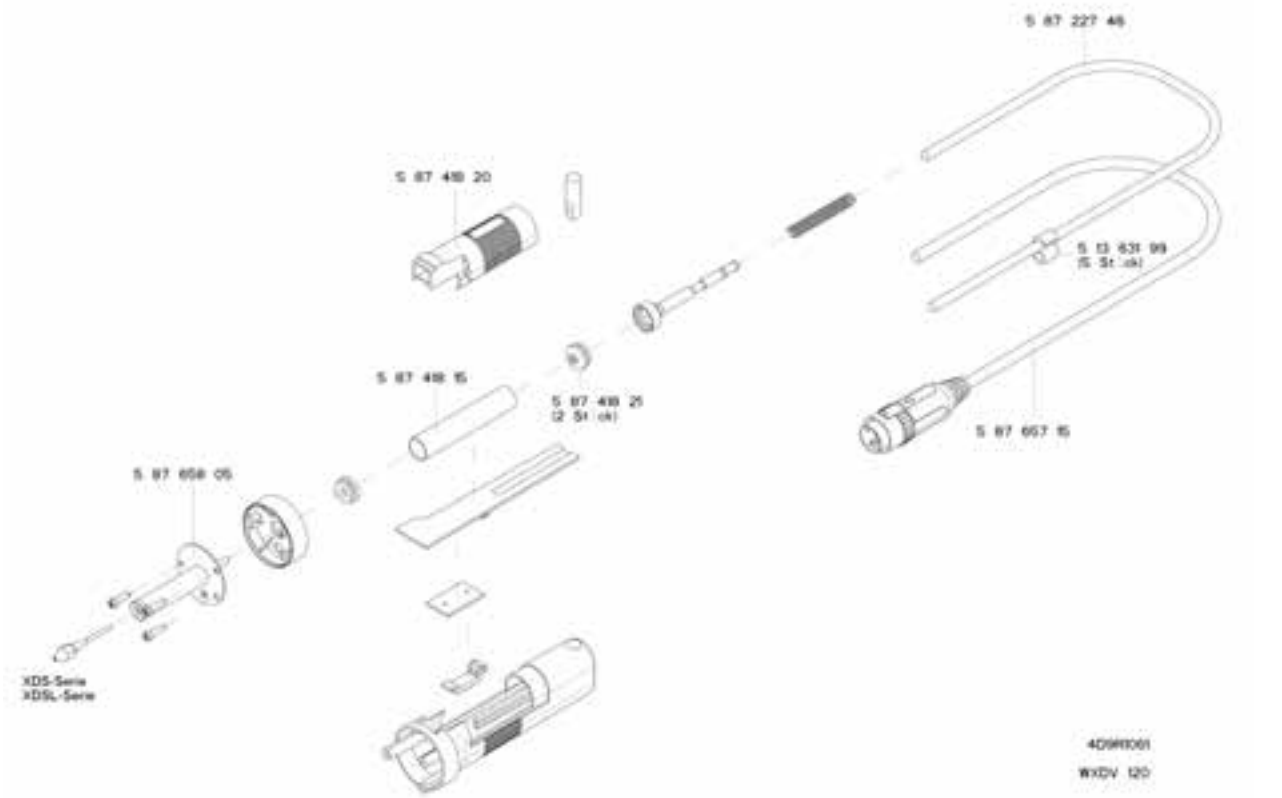

www.labem.pl

WXP 65

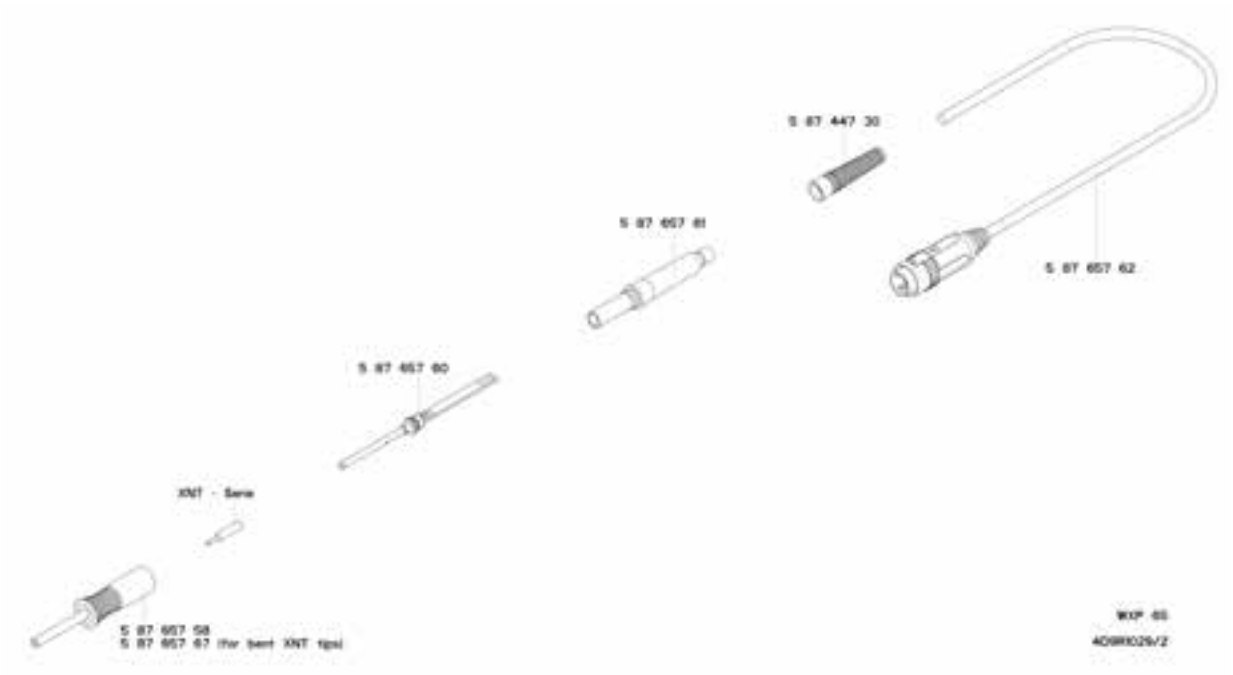

WXP 120

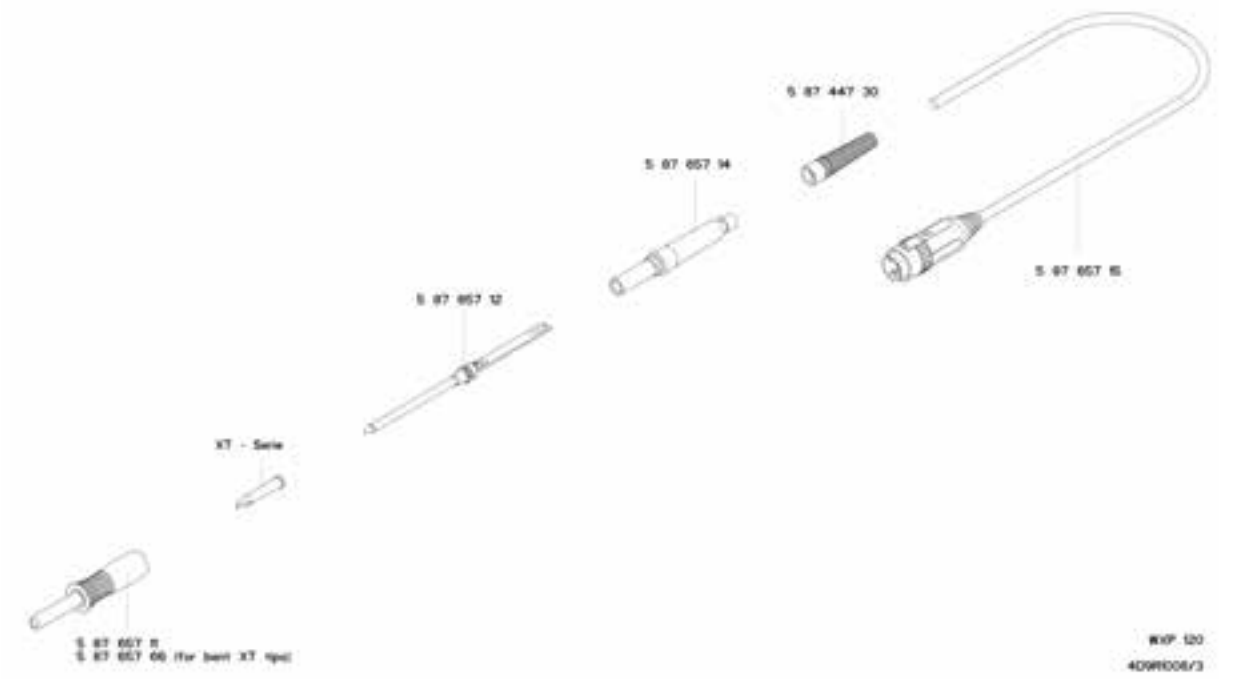

www.labem.pl

Weller®

WXP 200

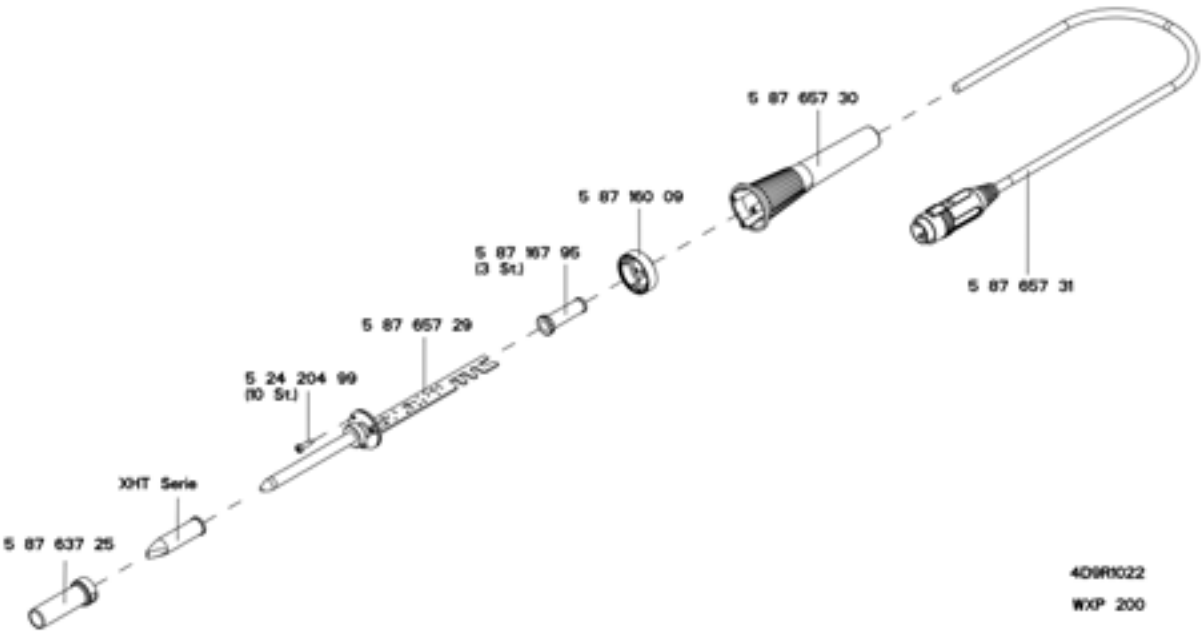

www.labem.pl

Numerical Index

Order No.	Page
185-1.5MM	216
185-10MM	216
185-10MM	216
185-2.5MM	216
185-2MM	216
185-3MM	216
185-4MM	216
185-5MM	216
185-6MM	216
185-7MM	216
185-8MM	216
185-9MM	216
320-000X	217
320-00X	217
320-0X	217
320-1X	217
320-20X	217
320-2X	217
326-000X	217
326-00X	217
326-0X	217
326-1X	217
326-20X	217
326-2X	217
440-1-PZDX	217
440-215-PZDX	217
440-22-PZDX	217
440-2-PZDX	217
440-3-PZDX	217
440-4-PZDX	217
440-TX-05X	215
440-TX-06X	215
440-TX-07X	215
440-TX-08X	215
440-TX-09X	215
440-TX-10X	215
440-TX-15X	215
440-TX-20X	215
440-TX-25X	215
440-TX-27X	215
440-TX-30X	215
440-TX-40X	215
445-000X	215
445-00X	215
445-0X	215
445-10X	215
445-20X	215
445-30X	215
446-0X	214
446-1-PZDX	214
446-1X	214
446-2-PZDX	214
446-2X	214
4910-AX	220
4910X	220
491-A-PZDX	218
491-AX	220
491-PZDX	218
491X	220
492-A-PZDX	218
492-AX	220
492-PZDX	218
492X	220
493-A-PZDX	218
493-AX	220
493-PZDX	218
493X	220
49-A-TX-05	219
49-A-TX-06	219
49-A-TX-07	219
49-A-TX-08	219
49-A-TX-09	219
49-A-TX-10	219
49-A-TX-15	219
49-A-TX-20	219
49-B-TX-25	219
49-B-TX-27	219
49-B-TX-30	219
49-B-TX-40	219
49-TX-05	219
49-TX-06	219

Order No.	Page
49-TX-07	219
49-TX-08	219
49-TX-09	219
49-TX-10	219
49-TX-15	219
49-TX-20	219
49-TX-25	219
49-TX-27	219
49-TX-30	219
49-TX-40	219
4CT5A6	188
4CT5A7	188
4CT5A8	188
4CT5B7	188
4CT5B8	188
4CT5C6	188
4CT5C7	188
4CT5C8	188
4CT5D7	188
4CT5D8	188
4CT6C7	189
4CT6C8	189
4CT6D7	189
4CT6D8	189
4CT6D9	189
4CT6E7	189
4CT6E8	189
4ETA	184
4ETB	184
4ETBB	184
4ETBS	184
4ETC	184
4ETCC	184
4ETCS	184
4ETD	184
4ETDS	184
4ETE	184
4ETF	184
4ETH	184
4ETK	184
4ETL	184
4ETM	184
4ETO	184
4ETP	184
4ETR	184
4ETS	184
4PTA6	186
4PTA7	186
4PTA8	186
4PTAA7	187
4PTAA8	187
4PTAA9	187
4PTB6	186
4PTB7	186
4PTB8	186
4PTB9	186
4PTBB7	187
4PTBB8	187
4PTBB9	187
4PTC7	186
4PTC8	186
4PTC9	186
4PTCC7	187
4PTCC8	187
4PTCC9	187
4PTCS7	186
4PTD7	186
4PTD8	186
4PTD9	186
4PTDD7	187
4PTDD8	187
4PTDD9	187
4PTDS7	186
4PTE8	186
4PTE9	186
4PTF7	187
4PTF8	187
4PTH6	186
4PTH7	186
4PTH8	186
4PTK6	186

Order No.	Page
4PTK7	186
4PTK8	186
4PTL6	186
4PTL7	186
4PTL8	186
4PTM7	186
4PTM8	186
4PTM9	186
4PTO6	186
4PTO7	186
4PTO8	186
4PTR7	186
4PTR8	186
4PTS7	186
4PTS8	186
4SPI15210	191
4SPI15211	191
4SPI15212	191
4SPI15213	191
4SPI26200	191
4SPI26201	191
4SPI26206	191
4SPI40220	191
4SPI40224	191
4SPI40225	191
4SPI40226	191
4SPI80230	191
4SPI80231	191
4SPI80232	191
4SPI80234	191
4SPI80235	191
4SPI80237	191
6966EK	71
AM-1.5MM	218
AM-10MM	218
AM-2.5MM	218
AM-2MM	218
AM-3MM	218
AM-3MM-3	218
AM-3MM-4	218
AM-4MM	218
AM-5MM	218
AM-5MM-4	218
AM-6MM	218
AM-6MM-4	218
AM-7MM	218
AM-8MM	218
APC5132CM	229
KDS1412P	227
KDS141P	227
KDS14TNP	228
KDS1512P	227
KDS16112P	227
KDS1612P	227
KDS161P	227
KDS16TNP	228
KDS1712P	227
KDS1812P	227
KDS181P	227
KDS18TNP	228
KDS1912P	227
KDS191P	227
KDS2012P	227
KDS201P	227
KDS20TNP	228
KDS2112P	227
KDS2212P	227
KDS221P	227
KDS22TNP	228
KDS2312P	227
KDS2512P	227
KDS260L	225
KDS260M	225
KDS260S	225
KDS301	225
KDS3012P	227
KDS660	227
KDS805S6	226
KDS806V	224
KDS810S6	226
KDS816	226

Order No.	Page
KDS825	229
KDS900	229
KDS901	229
KDSSAMPLEPACK	227
M-490	216
M-490-2	216
M-497	216
NT1	170
NT1S	170
NT1SC	170
NT1X	170
NT4	170
NT6	170
NTA	170
NTAX	170
NTB	170
NTC	170
NTD	170
NTGW	170
NTH	170
NTK	170
NTMS	170
PS100A	92
PS2001A	92
PS200A	92
SA21A	92
SA21A1	92
SM15748BK	97
SMT0504A	182
SMT1206D	182
SMT8K	182
SMTA	182
T0051000199	150
T0051005399	150
T0051005571	150
T0051031199	184
T0051170699	90
T0051170799	90
T0051170899	90
T0051170999	90
T0051176799	189
T0051301099	96
T0051301199	96
T0051301299	96
T0051301399	93
T0051301799	93
T0051302699	96
T0051302799	96
T0051302899	96
T0051303199	95, 96
T0051312099	39, 51, 69
T0051312599	131
T0051314000	194
T0051314100	194
T0051314200	194
T0051314300	194
T0051314400	194
T0051314500	194
T0051314600	194
T0051314700	194
T0051314800	194
T0051315000	194
T0051315100	194
T0051315200	194
T0051315399	194
T0051317199	158
T0051317399	141
T0051317499	141
T0051317799	141
T0051317899	141
T0051318099	50, 155
T0051318299	155
T0051318399	154
T0051319099	50, 53, 61, 154
T0051319899	157
T0051320199	60, 157
T0051320299	157
T0051320499	155
T0051320599	155
T0051325010	197
T0051325099	197

www.labem.pl

Order No.	Page
T0051325110	197
T0051325199	197
T0051325210	197
T0051325299	197
T0051325310	197
T0051325399	197
T0051325410	197
T0051325499	197
T0051325510	197
T0051325599	197
T0051325610	197
T0051325699	197
T0051325710	197
T0051325799	197
T0051325899	197
T0051325910	197
T0051325999	197
T0051326010	197
T0051326099	197
T0051326110	197
T0051326199	197
T0051326210	197
T0051326299	197
T0051326310	197
T0051326399	197
T0051326410	197
T0051326499	197
T0051326510	197
T0051326599	197
T0051326610	197
T0051326699	197
T0051350099	196
T0051350199	196
T0051350299	196
T0051350399	196
T0051350499	156
T0051351099	195
T0051351199	195
T0051351299	195
T0051351399	195
T0051351499	195
T0051351599	195
T0051351699	195
T0051352799	195
T0051353099	195
T0051353299	195
T0051353399	195
T0051355099	195
T0051355199	195
T0051355299	195
T0051360499	154
T0051377099	195
T0051379099	194
T0051382499	94
T0051382599	94
T0051382799	94, 96
T0051383299	85
T0051383599	88
T0051384099	94
T0051384199	94
T0051384799	83
T0051386099	95
T0051386199	95
T0051386299	95
T0051386399	95
T0051386499	95
T0051386599	95
T0051386699	95
T0051386799	95
T0051386899	95
T0051386999	95
T0051387099	95
T0051387299	95
T0051387399	95
T0051387499	95
T0051387599	95
T0051387699	95
T0051387799	95
T0051387899	95
T0051387999	95
T0051388099	95

Order No.	Page
T0051388199	95
T0051388299	95
T0051388399	95
T0051388499	95
T0051388599	95
T0051388699	95
T0051388799	95
T0051388899	95
T0051500699	137
T0051502099	130
T0051502699	88
T0051502799	28, 69
T0051502899	39
T0051507699	136
T0051508099	136
T0051508699	136
T0051512199	16, 18, 19, 24, 26, 51, 53, 60, 61
T0051512499	94, 96
T0051512699	96
T0051512799	96
T0051514799	37
T0051515299	137
T0051515399	50, 155
T0051515599	72
T0051515699	131
T0051516199	24, 37, 50, 144
T0051516799	137
T0051516899	136
T0051516999	17, 141
T0051517199	17, 18, 140
T0051517299	60, 157
T0051605999	42
T0051606099	42
T0051607599	43
T0051608799	43
T0051612099	193
T0051612199	193, 42
T0051612299	193
T0051612399	193
T0051612499	193
T0051612599	193
T0051612799	193
T0051612999	193
T0051613099	193
T0051613299	193
T0051613499	43, 192
T0051613599	43, 193
T0051614099	193
T0051614199	193
T0051614299	43, 193
T0051614399	193
T0051615099	193
T0051615199	193
T0051615699	42
T0051615899	193
T0051615999	42, 193
T0051616099	42, 43
T0051616199	192
T0051616599	192
T0051616699	192
T0051616799	192
T0051616899	192
T0051616999	192
T0051617299	192
T0051644399	192
T0051644499	192
T0051644599	192
T0051644699	192
T0051644799	43, 192
T0051644899	192
T0051645099	43, 192
T0052474999	195
T0052475099	184
T0052503199	91
T0052503299	91
T0052509899	97
T0052510699	149
T0052512599	131
T0052541000	130
T0052609899	97

Order No.	Page
T0052616299	130, 149
T0052620299	185
T0052702899	86
T0052702999	86
T0052704099	90
T0052704299	90
T0052704399	90
T0052711599	68, 69, 158
T0052711699	159
T0052711799	52, 159
T0052711899	158
T0052711999	159,67
T0052712099	159
T0052811699	39
T0052812199	39
T0052812299	39
T0052812699	131
T0052820699	38, 39
T0052822699	38, 39
T0052910999	85
T0052916199	28, 29, 146
T0052916399	147
T0052916699	130, 148
T0052917099	28, 147
T0052917199	140
T0052918099	24, 50, 53, 146
T0052918199	146
T0052918499	50, 51
T0052918599	131
T0052918699	131
T0052918799	149
T0052918999	147
T0052919099	140
T0052919399	27, 51, 144
T0052919499	144
T0052919799	37
T0052919899	37
T0052919999	145
T0052920099	145
T0052920199	16, 18, 143
T0052920299	60, 143
T0052920399	17, 18, 140
T0052920499	140
T0052920599	145
T0052920699	145
T0052920799	144
T0052921199	19, 142
T0052921299	142
T0052921499	131
T0052921599	26, 61, 142
T0052921699	142
T0053118099	84
T0053118499	84
T0053118599	25
T0053119099	79, 83, 84, 87
T0053119199	79, 84, 87, 115
T0053124699	85
T0053163699	224
T0053165699	224
T0053171670	71
T0053171699	71
T0053210599	31
T0053220699	31
T0053222499	31
T0053222699	31
T0053250699	29
T0053252699	29
T0053252699	29
T0053260699	28
T0053262699	28
T0053266671	36, 37
T0053266699	69
T0053268699	69
T0053276699	28
T0053277670	27
T0053278670	33
T0053293699	41
T0053295699	23, 26, 27
T0053296699	26
T0053297699	26
T0053312599	146

Order No.	Page
T0053313199	147
T0053313399	158
T0053315199	130, 148
T0053316499	89
T0053316599	89
T0053316699	89
T0053316799	88
T0053334699	70, 76, 77
T0053336699	70, 76, 78
T0053338699	77, 78, 79, 87
T0053355699	77
T0053359699	78
T0053364699	79, 87
T0053364899	86
T0053366699	49, 50, 51
T0053368399	50
T0053368699	50
T0053370699	76,81
T0053371699	87
T0053377699	49, 53, 59, 61, 66, 68
T0053378699	68
T0053380699	53
T0053400699	23, 24, 25
T0053402670	24
T0053402699	24
T0053415699	23
T0053417699	15, 18, 19, 33
T0053418699	18
T0053419699	18
T0053420699	15, 16, 17, 33
T0053425699	66, 67
T0053426699	60, 59
T0053427699	19
T0053428699	60
T0053429699	60
T0053430699	67
T0053631699	134
T0053631999	134
T0053632199	133
T0053632299	133
T0053632399	133
T0053632499	134
T0053632699	135
T0053632999	134
T0053633899	135
T0053634399	135
T0053634499	133
T0053635299	130
T0053638699	128
T0053640299	128
T0053640799	132
T0053641099	132
T0053641400	134
T0053641599	135
T0053642199	132
T0053650699	109
T0053651689	109
T0053657199	108, 112
T0053657299	107, 112
T0053657399	108, 109, 112, 113, 115
T0053657499	107, 108, 109, 112, 119
T0053657599	120
T0053657699	118
T0053657799	115
T0053657899	114
T0053657999	113
T0053658099	114
T0053658899	110
T0053658999	110
T0053659099	123
T0053659199	116
T0053659299	117
T0053659399	115
T0053659899	114
T0053660699	106
T0053661699	106
T0053663699	107
T0053665699	107
T0053666699	111

www.labem.pl

Numerical Index

Order No.	Page
T0053666799	111
T0053670699	129
T0053900699	210, 209
T0053901699	209, 21
T0053909199	211
T0053909299	211
T0053909399	211
T0053909499	211
T0053909599	211
T0054103999	184
T0054104099	184
T0054104599	184
T0054130799	186
T0054170399	184
T0054210799	188
T0054210899	188
T0054211799	188
T0054212899	188
T0054213899	188
T0054230799	189
T0054231899	189
T0054240799	190
T0054240899	190
T0054241799	190
T0054241899	190
T0054242899	190
T0054250799	190
T0054250899	190
T0054251799	190
T0054251899	190
T0054412199	180
T0054414199	185
T0054414399	185
T0054414499	185
T0054414599	185
T0054414699	185
T0054414799	185
T0054414999	185
T0054415299	185
T0054415399	185
T0054426099	185
T0054426199	185
T0054426299	185
T0054426399	185
T0054426499	185
T0054426599	185
T0054426699	185
T0054426799	185
T0054426899	185
T0054426999	185
T0054427099	185
T0054440111	177
T0054440311	177
T0054440410	177
T0054440411	177
T0054440499	177
T0054440510	177
T0054440511	177
T0054440599	177
T0054440610	178
T0054440611	178
T0054440699	178
T0054440710	177
T0054440711	177
T0054440799	177
T0054440810	178
T0054440811	178
T0054440873	178
T0054440877	178
T0054440881	178
T0054440899	178
T0054440910	177
T0054440911	177
T0054440999	177
T0054441010	178
T0054441011	178
T0054441099	178
T0054441110	177
T0054441199	177
T0054441211	177
T0054441311	177
T0054441411	177
T0054441499	177
T0054441510	177
T0054441511	177
T0054441599	177
T0054441699	179
T0054441799	182
T0054442011	177
T0054442099	177
T0054442171	178
T0054442210	182
T0054442271	182
T0054442299	35, 182
T0054442311	178
T0054442399	178
T0054442410	178
T0054442499	178
T0054442510	177
T0054442599	177
T0054442610	177
T0054442699	177
T0054442710	177
T0054442799	177
T0054442810	177
T0054442899	177
T0054443010	180
T0054443099	180
T0054443110	180
T0054443199	180
T0054443210	180
T0054443299	180
T0054443310	182
T0054443399	35, 182
T0054443510	177
T0054443599	177
T0054443699	177
T0054443710	177
T0054443799	177
T0054443810	177
T0054443899	177
T0054443910	178
T0054443999	178
T0054444010	177
T0054444099	177
T0054444110	182
T0054444199	35, 182
T0054444210	177
T0054444299	177
T0054444310	177
T0054444399	177
T0054444410	178
T0054444499	178
T0054444510	178
T0054444599	178
T0054444810	177
T0054444899	177
T0054444999	179
T0054445099	183
T0054445199	183
T0054445299	183
T0054445399	183
T0054445499	183
T0054445599	183
T0054445699	183
T0054446099	183
T0054446199	183
T0054446299	183
T0054446789	181
T0054446999	177
T0054447810	178
T0054447899	178
T0054447910	178
T0054447999	178
T0054448199	178
T0054448210	178
T0054448211	178
T0054448299	178
T0054448399	180
T0054448499	178
T0054448610	178
T0054448699	178
T0054448710	178
T0054448799	178
T0054448899	177
T0054448910	177
T0054448911	177
T0054449410	177
T0054449499	177
T0054449699	177
T0054449799	177
T0054449899	177
T0054450199	181
T0054450299	181
T0054450399	181
T0054450499	181
T0054450599	181
T0054450699	181
T0054450799	181
T0054450899	181
T0054450999	181
T0054451099	181
T0054451110	178
T0054451199	178
T0054451399	183
T0054451611	177
T0054451611	177
T0054451699	177
T0054451711	177
T0054451711	177
T0054451799	177
T0054451811	177
T0054451811	177
T0054451899	177
T0054451999	178
T0054451999	178
T0054452010	179
T0054452011	179
T0054452099	179
T0054452110	179
T0054452111	179
T0054452199	179
T0054452210	179
T0054452211	179
T0054452299	179
T0054452310	179
T0054452311	179
T0054452399	179
T0054452410	179
T0054452411	179
T0054452499	179
T0054452510	179
T0054452511	179
T0054452599	179
T0054452610	179
T0054452611	179
T0054452699	179
T0054452710	179
T0054452711	179
T0054452799	179
T0054452810	179
T0054452811	179
T0054452899	179
T0054452910	179
T0054452911	179
T0054452999	179
T0054453010	179
T0054453099	179
T0054453110	179
T0054453199	179
T0054453210	179
T0054453299	179
T0054453310	179
T0054453399	179
T0054453410	179
T0054453499	179
T0054453510	179
T0054453511	179
T0054453599	179
T0054453699	179
T0054453710	179
T0054453711	179
T0054453799	179
T0054453899	179
T0054453911	179
T0054453999	179
T0054454011	179
T0054454099	179
T0054460199	165
T0054460299	165
T0054460399	164
T0054460499	164
T0054460599	164
T0054460699	164
T0054460799	165
T0054460899	164
T0054460999	164
T0054461099	165
T0054461199	164
T0054461299	164
T0054461399	165
T0054462499	165
T0054462599	165
T0054465199	167
T0054465299	166
T0054465399	166
T0054465499	166
T0054465699	167
T0054466699	166
T0054466799	166
T0054466899	166
T0054470110	172
T0054470199	172
T0054470210	172
T0054470299	172
T0054470310	172
T0054470399	172
T0054470410	172
T0054470499	172
T0054470510	172
T0054470599	172
T0054470610	172
T0054470699	172
T0054470710	172
T0054470799	172
T0054470810	172
T0054470899	172
T0054470910	172
T0054470999	172
T0054471010	172
T0054471099	172
T0054471110	173
T0054471199	173
T0054471210	173
T0054471299	173
T0054471310	172
T0054471399	172
T0054471410	173
T0054471499	173
T0054471510	172
T0054471599	172
T0054471610	172
T0054471699	172
T0054471710	172
T0054471799	172
T0054471810	172
T0054471899	172
T0054471999	174
T0054472099	174
T0054472299	174
T0054472310	175
T0054472399	175
T0054472499	175
T0054472599	175
T0054472699	175
T0054472799	175
T0054472899	175
T0054473010	172
T0054473099	172
T0054473190	173
T0054473190	173
T0054473199	173
T0054473290	173
T0054473299	173

www.labem.pl

Order No.	Page
T0054473390	173
T0054473399	173
T0054474010	172
T0054474099	172
T0054474110	172
T0054474199	172
T0054474210	172
T0054474299	172
T0054474310	172
T0054474399	172
T0054474410	172
T0054474499	172
T0054474510	172
T0054474599	172
T0054480199	176
T0054480299	176
T0054480399	176
T0054480499	176
T0054480599	176
T0054485010	168
T0054485099	168
T0054485110	168
T0054485199	168
T0054485210	169
T0054485299	169
T0054485310	168
T0054485399	168
T0054485410	169
T0054485499	169
T0054485510	168
T0054485599	168
T0054485610	168
T0054485699	168
T0054485710	168
T0054485799	168
T0054485810	168
T0054485899	168
T0054485910	168
T0054485999	168
T0054486010	168
T0054486099	168
T0054486199	169
T0054486210	168
T0054486299	168
T0054486310	168
T0054486399	168
T0054486410	168
T0054486499	168
T0054487210	169
T0054487299	169
T0054487310	168
T0054487399	168
T0054487410	168
T0054487499	168
T0054487510	169
T0054487599	169
T0054488010	169
T0054488099	169
T0054488110	168
T0054488199	168
T0054488210	168
T0054488299	168
T0054488310	168
T0054488399	168
T0054488410	168
T0054488499	168
T0054488510	168
T0054488599	168
T0054488610	168
T0054488699	168
T0054488710	168
T0054488799	168
T0054488810	169
T0054488899	169
T0054488910	169
T0054488999	169
T0054489010	169
T0054489099	169
T0054489110	169
T0054489199	169
T0054489210	169

Order No.	Page
T0054489299	169
T0054489310	169
T0054489399	169
T0054489410	169
T0054489499	169
T0054489510	169
T0054489599	169
T0054489610	169
T0054489699	169
T0054489710	169
T0054489799	169
T0054489810	169
T0054489899	169
T0054489910	169
T0054489999	169
T0054490010	169
T0054490099	169
T0054490110	169
T0054490199	169
T0054490210	169
T0054490299	169
T0054490310	169
T0054490399	169
T0056103699	151
T0056104667	189
T0056104668	189
T0056104669	189
T0056104699	151
T0056105699	151
T0056109399	90
T0056109699	151
T0056400599	152
T0056402199	152
T0056403799	153
T0056405399	153
T0058706794	156, 194, 196
T0058713798	72, 83, 203
T0058713799	72, 83, 203
T0058720781	179, 184
T0058720786	187
T0058720787	187
T0058720788	187
T0058720789	187
T0058720794	184, 187
T0058720795	180
T0058725034	91
T0058725722	91
T0058725726	91
T0058725729	91
T0058725732	91
T0058725736	91
T0058725742	91
T0058727772	198
T0058727773	198
T0058727774	198
T0058727775	198
T0058727776	198
T0058727777	199
T0058727778	199
T0058727779	199
T0058727780	199
T0058727781	199
T0058727782	199
T0058727783	199
T0058727784	199
T0058727785	199
T0058727786	198
T0058727787	198
T0058727808	199
T0058727821	198
T0058727822	198
T0058727823	198
T0058735050	135
T0058735427	118
T0058735757	132
T0058735835	124
T0058735836	124, 133
T0058735837	124, 133
T0058735838	124, 133
T0058735840	117
T0058735845	115

Order No.	Page
T0058735855	125
T0058735856	125
T0058735860	123
T0058735863	125
T0058735864	125
T0058735865	135
T0058735866	135
T0058735869	125
T0058735870	125
T0058735871	125
T0058735879	121
T0058735895	122
T0058735909	115
T0058735915	117
T0058735924	123
T0058735936	122
T0058735937	122
T0058735938	122
T0058736804	202
T0058736807	202
T0058736814	202
T0058736818	202
T0058736833	202
T0058736837	202
T0058736838	202
T0058736839	202
T0058736840	201
T0058736841	201
T0058736842	201
T0058736843	201
T0058736867	200
T0058736870	200
T0058736875	203
T0058736880	202
T0058736881	200
T0058736882	200
T0058736883	200
T0058736890	202
T0058736891	202
T0058738850	51, 69
T0058744710	181
T0058744713	35
T0058744738	35
T0058744795	183
T0058744845	181
T0058744846	181
T0058744875	131
T0058744876	131
T0058747753	204
T0058747763	204
T0058747764	204
T0058747833	204
T0058747848	204
T0058747850	204
T0058747871	204
T0058747874	204
T0058747893	204
T0058747904	204
T0058747906	204
T0058747916	204
T0058747927	204
T0058747935	204
T0058747941	204
T0058747943	204
T0058747945	204
T0058747947	204
T0058747961	204
T0058747977	204
T0058747985	204
T0058747993	204
T0058747999	204
T0058748861	196
T0058748990	29
T0058750721	202
T0058750739	203
T0058750741	203
T0058750742	203
T0058750765	200
T0058750770	200
T0058750772	200
T0058750774	200

Order No.	Page
T0058751710	171
T0058751717	171
T0058751880	41
T0058754770	204
T0058754820	204
T0058754836	204
T0058754873	82,89
T0058754887	204
T0058754903	204
T0058754924	82,89
T0058754948	83
T0058754967	204
T0058754970	83
T0058755741	89
T0058755745	89
T0058755782	83
T0058757898	71
T0058761728	198
T0058761730	73
T0058761731	73
T0058761732	72,73
T0058762036	118
T0058762701	122
T0058762703	123
T0058762724	14
T0058762746	119
T0058762747	114
T0058762750	121
T0058762753	120
T0058762755	118
T0058762756	118
T0058762757	116
T0058762758	116
T0058762763	113
T0058762765	119
T0058762766	120
T0058762767	119
T0058762768	118
T0058762769	119
T0058762770	112
T0058762771	121
T0058762774	120
T0058762808	119
T0058762810	135
T0058763709	174
T0058763725	176
T0058763730	35
T0058763732	37
T0058764726	14
T0058765711	143,174
T0058765740	35
T0058765758	142,169
T0058765798	131
T0058765799	131
T0058765801	51,156,196
T0058767701	212
T0058767702	212
T0058767703	212
T0058767704	213
T0058767705	213
T0058767706	213
TAL332CH	229
WLSK200	93
WLSK200T18	93
WLSK200T38	93
WPB1	95

www.labem.pl

Erem®

Order No.	Page
547	304
3200	321, 323, 332
3231	321, 323, 332
3232	321
3303	322
3315	323, 332
3717	323, 332
3740	323, 332
50788	311
024C	257
102ACA	317, 323, 327, 331, 332, 250
102ACAX	250, 230,
103ACA	250, 317, 327, 330
11N	242
141SAP	255
147A	294
147AT	294
1500BSF	296
1503E	297
150SA	251
150SAD	251
150SAMB	317, 327, 352
150SAMF	251, 317, 327, 330
1512N	296
151SA	251
1522N	296
1522NA	297
1522NB	297
15AGS	255
15AGW	255
1884EPCM	294
1SA	241
1SASL	241
2041Z	321
2044Z	321
2052E	322, 323, 332
20AS	240
21SA	243
2400KMS	328
2403E	278
2404E	278
2411P	306, 328
2411PD	306
2412E	326, 328, 377
2422E	277
2432E	277
2442P	307, 326
2443P	307
2470E	279
2475E	279
2476TX	293
2476TX1	292
2477E	278
2482E	328, 279
249CER	243
249SA	243
24SA	247
258SA	245
25SA	248
29W30	256
29Y30	256
29Y32	256
29Y34	256
29Y36	256
29Y40	256
2ASA	329, 331
2ASARU	248
2ASASL	248, 326
2ASASLT	248
2SA	245
2SASL	245
3000ESD	320
3000KCESD	323, 332
3008ESD	323, 332
30SA	247
32BSA	252
32BSA20	252
32BSA25	252
3300TPS	329
3305Z	322, 323

Order No.	Page
3310Z	322, 323, 332
3400TSMDU	330
3500TP	331
3600KU	326
3714Z	323, 332
3900KC	317, 327
39SA	251
3CBS	246
3CS	241
3CSA	241
3CSASL	241
3CTA	241
3SA	329, 331, 241
3SASL	241
40SA	251
4SA	244
4SASL	244
500103A	312
500104A	313
500210E	312
503E	282
503ET	293
503ETF	293
504AE	282
505C	316
50789Z	311
510AE	308
512E	281
512N	281
51SA	246, 317, 327
51SASL	247
522N	281
52ASA	248
530E06	298
530E08	298
530E10	298
530E12	298
530E13	298
530E15	298
530E15	298
530E18	298
530E20	298
531E	305
532N	281
53CSA	241
542E	305
543E	304
544D	305
544E	305
549E	299
549E10	299
549E12	299
552E	309
552S	309, 318
554A	310
554E	310
554TX	311
555E	283
570E	285
572E	283
573E	285
573EB	299
575E	284
576TX	293
576TX1	292
577E	282
582E	283
582EW	283
592E	284
593AE	284
595E	282
595T	292
595TF	292
599E	281
599FO	295, 319
599T	291
599TF	291
599TFO	295, 319
5ASA	247
5ASASL	247
5BSA	246

Order No.	Page
5CSA	246
5FSA	245
5MBS	245
5SA	245
5SASL	245
600ASA	254
600JSA	254
608ASA	254
612N	273
622N	273
622NA	274
622NB	274, 326
622TX	291
632N	273
632NCF	274, 295
64SA	242
65ASA	247
670E	275
670EP	275, 317, 327
670EPF	275
676E	274
776E	274
792E	274
7SA	247, 329, 330, 331
7SASL	247
80013C	313
808G	316
809IC	313
812N	287
822N	287
884E	288
886E	288
896E	287
91SA	254
940AS	253
AAS	242
AASA	242, 326
AASASL	242
AAZ	242
ACSA	240
AM	243
E15AGW	249
E2ASA	249
E3CSA	249
E5SA	249
E7SA	249
EOODSA	249
EOOSA	249
KDS260L	225
M4AS	244
M5S	240
OOBSA	242
OOCSA	242
OODSA	242
OOSA	242
OOSASL	242
RRS	243
SSSA	243
XB29W301	256
XP600	326

www.labem.pl

Xcelite®

Order No.	Page
600	349, 350
994	342, 346, 348
996	342, 343, 345
997	342
998	345
999	342, 345
9910	342, 345
9911	342, 345
9912	342, 345
9914	342
9916	342
9920	342
9921	342, 343, 349, 350
9921	342, 343, 349, 350
9922	342, 343, 349, 350
9922	342, 343, 349, 350
9923	342, 343, 349, 350
9923	342, 343, 349, 350
9924	342, 343, 349, 350
9924	342, 343, 349, 350
9925	342, 343, 349, 350
9926	342, 343, 349, 350
9938	348, 349, 350
9961	342, 346.349.350
9962	346, 349, 350
9963	346, 349, 350
9964	346, 349, 350
9965	346, 349, 350
9966	346, 349, 350
9967	346, 349, 350
9968	346, 349, 350
9969	346, 349, 350
99125	349, 350
99250	345
99312	348, 349, 350
99312	348, 349, 350
99764	342, 343, 349, 350
99764	342, 343, 349, 350
99811	343, 345, 348, 349, 350
99820	342, 343, 348, 349, 350
99821	342, 343, 345, 348, 349, 350
99822	342, 345, 348, 349, 350
99831	347
99832	347
99964	342, 343, 349, 350
100XV	337
101S	337
101SNV	337
103S	348, 349, 350
170M	337, 348
175M	337
2211P	348
42H	349, 350
46CG	349, 350
50CG	349, 350
51CG	349, 350
53CG	349, 350
542E	348, 305
543E	348, 304
54CG	349, 350
57CG	349, 350
59CG	349, 350
612N	348, 273
66CG	349, 350
812N	348, 287
86CG	348, 349, 350
86NCG	337
9910M	346, 349, 350
9910MM	346
9910XTD	343, 347
9911MM	346
9915XTD	343, 347
991R	349, 350
991X	342, 343, 344, 345, 346, 347, 348, 349, 350
9920BP	344

Order No.	Page
9920XTD	347
9921BP	344
9922BP	344
9923BP	344
9924BP	344
9925BP	344
9925XTD	347
9926BP	344
9927XTD	347
9930XTD	347
9945MM	346, 348
994MM	346, 348
994R	348, 349, 350
9955MM	346, 348
995MM	346, 348
996MM	346, 348
996XTD	347
9971MM	344, 348
9971MMBP	345
9972MM	344, 348
9972MMBP	345
9973MM	344, 348
9973MMBP	345
9973MMBP	345
9974MM	344, 348
9974MMBP	345
9975MM	344, 348
9975MMBP	345
99764BP	344
9976MM	344, 348
9976MMBP	345
9977MM	344, 348
9977MMBP	345
997MM	346, 348
998M	349
998MM	346, 348
998XTD	347
99964BP	344
999MM	346, 348
99MP	342
99PS40	343
99PS40	343
99PS40BP	344
99PS41MM	344
99PS41MMBP	345
99PS50	345
99PS51MM	346
99PS60	346
99SPC	343
99X10	349, 350
99X5	342, 343, 344, 345, 346, 348, 349, 350
99XTD7	347
AC16C	348
E1	343
Erop330	348
HS10	349, 350
HS11	349, 350
HS12	349, 350
HS14	349, 350
HS16	349, 350
HS18	349, 350
HS6	349, 350
HS8	349, 350
M60	338, 349, 350
P0	339
P1	339
P10	340
P10MM	341
P11	340
P12	340
P141	339
P18	339, 349, 350
P181	339
P19	339, 349, 350
P2	339
P20	339
P21	339
P22	339
P23	339
P24	339

Order No.	Page
P3	340
P3161	339
P3321	339, 34
P35MM	341
P3MM	341
P4	340
P45MM	341
P4MM	341
P5	340
P5321	339
P55MM	341
P5MM	341
P6	340
P6MM	341
P7	340
P71	340
P72	340
P73	340
P74	340
P75	340
P76	340
P764	339
P77	340
P78	340
P7MM	341
P8	340
P8MM	341
P9	340
PS120	340, 349, 350
PS121MM	341
PS88	339
PS89	339
PS90MM	340
R1	343
R144	349, 350
R146	349, 350
R181	349, 350
R184	349, 350
R3164	349, 350
R3166	349, 350
R3323	349, 350
R5325	350
S3161	349, 350
S388	349, 350
S5161	349, 350
S5166	349, 350
SB1	349, 350
SX101	348, 349, 350
SX102	348
T0016100402	348
T0044130000	348
T0051304199	348
T0054002599	348
T0056103699	348
T0060403504	348
T1	343
TA2	339, 340, 341
TC100ST	349
TCMB100ST	350
X1	343
XL10	351
XL12	351
XL14	351
XL16	351
XL17	351
XL18	351
XL20	351
XL21	351
XL24	351
XL25	351
XL27	351
XL3	351
XL4	351
XL5	351
XL50X	351
XL6	351
XL7	351
XL70	351
XL75	338
XL8	351
XL9	351

Order No.	Page
XN100	336
XN200	336
XN210	336
XNB101	336
XNB103	336
XNB103B	336
XNB105	336
XNB201	336
XNB203	336
XNB205	336
XNS100	336
XST100	349, 350
XST101	348, 349, 350
XST102	349, 350

www.labem.pl

Notes

www.labem.pl

www.labem.pl

Notes

www.labem.pl

GERMANY

Weller Tools GmbH
Carl-Benz-Straße 2
74354 Besigheim

Tel: +49 (0)7143 580-0
Fax: +49 (0)7143 580-108

GREAT BRITAIN

Apex Tool Group (UK Operations) Ltd
4th Floor Pennine House
Washington, Tyne & Wear
NE37 1LY

Tel: +44 (0) 191 419 7700
Fax: +44 (0) 191 417 9421

FRANCE

Apex Tool Group S.N.C.
25 Avenue Maurice Chevalier B.P. 46
77832 Ozoir-la-Ferrière Cedex

Tel: +33 (0) 1.64.43.22.00
Fax: +33 (0) 1.64.43.21.62

ITALY

Apex Tool S.r.l.
Viale Europa 80
20090 Cusago (MI)

Tel: +39 (02)9033101
Fax: +39 (02)90394231

SWITZERLAND

Apex Tool Switzerland Sàrl
Rue de la Roselière 12
1400 Yverdon-les-Bains

Tel: +41 (0) 24 426 12 06
Fax: +41 (0) 24 425 09 77

CHINA

Apex Tool Group
A-8 Building
No. 38 Dongsheng Road
Heqing Industrial Park, Pudong
Shanghai 201201

Tel: +86 (21)60880288
Fax: +86 (21)60880289

USA

Apex Tool Group, LLC
1000 Lufkin Road
Apex, NC 27539-8160

Tel: +1 (800)476-3030 Ext.
Fax: +1 (800)387-2640

CANADA

Apex Tools – Canada
5925 McLaughlin Rd.
Mississauga, Ontario L5R 1B8

Tel: +1 (905) 501-4785
Fax: +1 (905) 501-4786

AUSTRALIA

Apex Tools Australia
P.O. Box 366
519 Nurigong Street
Albury, N.S.W. 2640

Tel: +61 (2)6058-0300
Fax: +61 (2)6021-7403

SOUTH EAST ASIA

Apex Power Tools India Pvt Ltd
Gala No. 1, Plot No. 5
S.No. 234, 235 & 245
India land Global Industrial Park.
(Next to Tata Johnson Control)
Taluka- Mulsi , Phase –I
Hinjawadi Pune (411057)
Maharashtra, India

toolsindia@apextoolgroup.com

Weller®

©2013, Weller-Tools GmbH
T005 57 265 01 / 08.13 HOL 3.0

www.weller-tools.com

www.labem.pl

Mouser Electronics

Authorized Distributor

Click to View Pricing, Inventory, Delivery & Lifecycle Information:

Apex Tool Group:

WHA3000P TC204 TC205 WD1 WHA300 T0053657199 T0053657299 T0053657999 T0053659099 WD1000MS WSM1C WD1000M WHA900 WD1M 51504899 T0053276699 T0053268699 EC305 T0052919499N T0053316799 WD1000MSN T0053364699N T0051384099 T0051360599 WSD81 T0051301399 T0051301799 T0051360399 T0052919099 T0051516172N T0053276699N T0053427699N T0053402670N T0053400699N T0051312499N T0053420699N T0053421699N T0053278670N T0053366699N T0053418699N T0052812699N T0053378699N T0053334699N T0051504599N T0052609899N T0053250699N T0052919099N T0052921699N T0053220699N T0053417699N T0053419699N T0053377699N T0053171699N T0052918199N T0053364899N T0053422699N T0053426699N T0051312099N T0052918999N T0051515599 T0051517199 WD1000 T0051344499 T0058757898 T0051301799N T0052241999 WQB4000SOPS T0051361699 T0053426699 T0051303199 4084 T0053640799 T0058735845N T0058768765 T0051394999 T0058750786N T0058763730N T0050100499 T0050105099 T0050106699 T0050106899 T0053657599

ООО «ЛайфЭлектроникс» “LifeElectronics” LLC

ИНН 7805602321 КПП 780501001 Р/С 40702810122510004610 ФАКБ "АБСОЛЮТ БАНК" (ЗАО) в г.Санкт-Петербурге К/С 30101810900000000703 БИК 044030703

Компания «Life Electronics» занимается поставками электронных компонентов импортного и отечественного производства от производителей и со складов крупных дистрибьюторов Европы, Америки и Азии.

С конца 2013 года компания активно расширяет линейку поставок компонентов по направлению коаксиальный кабель, кварцевые генераторы и конденсаторы (керамические, пленочные, электролитические), за счёт заключения дистрибьюторских договоров

Мы предлагаем:

- *Конкурентоспособные цены и скидки постоянным клиентам.*
- *Специальные условия для постоянных клиентов.*
- *Подбор аналогов.*
- *Поставку компонентов в любых объемах, удовлетворяющих вашим потребностям.*

- *Приемлемые сроки поставки, возможна ускоренная поставка.*
- *Доставку товара в любую точку России и стран СНГ.*
- *Комплексную поставку.*
- *Работу по проектам и поставку образцов.*
- *Формирование склада под заказчика.*

- *Сертификаты соответствия на поставляемую продукцию (по желанию клиента).*
- *Тестирование поставляемой продукции.*
- *Поставку компонентов, требующих военную и космическую приемку.*
- *Входной контроль качества.*
- *Наличие сертификата ISO.*

В составе нашей компании организован Конструкторский отдел, призванный помогать разработчикам, и инженерам.

Конструкторский отдел помогает осуществить:

- *Регистрацию проекта у производителя компонентов.*
- *Техническую поддержку проекта.*
- *Защиту от снятия компонента с производства.*
- *Оценку стоимости проекта по компонентам.*
- *Изготовление тестовой платы монтаж и пусконаладочные работы.*

Тел: +7 (812) 336 43 04 (многоканальный)
Email: org@lifeelectronics.ru

www.lifeelectronics.ru