



USB-ISO - USB 2.0 compliant, 1000VDC **USB Full Speed isolator**

Users Manual



Pb-free, Green

All boards produced by Olimex are ROHS compliant

Rev. D, July 2011

Copyright(c) 2011, OLIMEX Ltd, All rights reserved

INTRODUCTION

USB-ISO is USB Full speed USB 2.0 compliant port isolator with 1000V isolation voltage. This device is very useful as protects your PC computer USB host from over-voltages, ESD shock. USB-ISO provides 1000VDC isolation and this way you can connect to your PC programmers and debuggers which work directly with targets at high voltages like 220V mains power supply etc. Even if your target is not connected to high voltage, USB-ISO is additional protection for your valuable computer, laptop etc. USB-ISO may work with or without external power supply, if no external power supply it generates with isolated DC-DC converter 5V isolated voltage for your USB device by taking power from your USB host, if your USB device needs more power than your USB host can provide, there is external power supply option you can connect any power supply adapter which provides power supply from +8 to +15VDC and USB-ISO internal DC-DC will convert it to 5VDC for the USB device. Note that in this case the external power supply should be ISOLATED as this DC-DC converter is not isolated and the external power supply will be directly connected to your USB programmer/debugger etc! Just your PC side will be isolated.

USB-ISO FEATURES

- USB isolation 1000VDC between USB host and USB device
- Fully USB 2.0 Compliant
- Full speed data rate: 1.5 Mbps and 12 Mbps
- Bidirectional communication
- Short-circuit protection for xD+ and xD- lines
- Class 3A contact ESD performance per ANSI/ESD STM5.1-2007
- High common-mode transient immunity: >25 kV/ μ s
- USB_DEVICE connector- which is USB-B type and have to be connected to the PC USB host.
- USB_HOST connector which is USB-A type and have to be connected to the USB device like USB JTAG, programmer, debugger etc
- Power Jack for external power supply with +8-15VDC, **note this power jack is not isolated from the USB_HOST connector**
- A DC-DC converter supplies isolated voltage to the USB_DEVICE from either the external power supply, or (if no external power supply is connected) from the USB_HOST device
- dimensions 41.5x36.5 mm (1.634x1.437")

ELECTROSTATIC WARNING

The USB-ISO board is shipped in protective anti-static packaging. The board must not be subject to high electrostatic potentials. General practice for working with static sensitive devices should be applied when working with this board.

BOARD USE REQUIREMENTS

Cables: You need two 1.8 meter USB A-B cable to connect to the PC and to your USB isolated device. Note these cables should be with LOW resistance (under 1 ohm) and good insulation, on the market there are cheap cables with HIGH resistance (above 1 ohm) and poor insulation which are not good for USB connection and cause signal fading and lost of communication packets.

SAFETY AND REGULATORY APPROVALS:

The USB isolator component used in USB-ISO have the following regulatory approvals:

- UL recognition: 5000 V rms for 1 minute per
 - UL 1577 (pending)
- CSA Component Acceptance Notice #5A
 - IEC 60601-1: 125 V rms (reinforced)
 - IEC 60950-1: 380 V rms (reinforced)
- VDE certificate of conformity (pending)
 - DIN V VDE V 0884-10 (VDE V 0884-10):2006-12
 - VIORM = 846 V peak

POWER SUPPLY CIRCUIT

USB-ISO can take power from two sources:

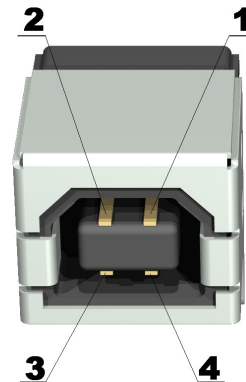
- External Power Jack +8-15 V DC
- +5V from USB_HOST, in this case maximum current available depend on the maximum current which PC USB host can provide and may be in 100-500mA range

CONNECTOR DESCRIPTIONS

USB_DEVICE

This connector is used to connect to the PC USB host

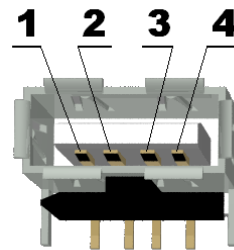
Pin #	Signal Name
1	+5V_USB_DEV
2	DEV_D-
3	DEV_D+
4	GND_DEV



USB_HOST

This connector is used to connect to you USB device – programmer, debugger etc which you want to isolate from your PC.

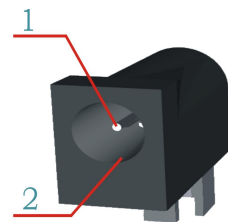
Pin #	Signal Name
1	HOST_PWR
2	HOST_D-
3	HOST_D+
4	GND_HOST



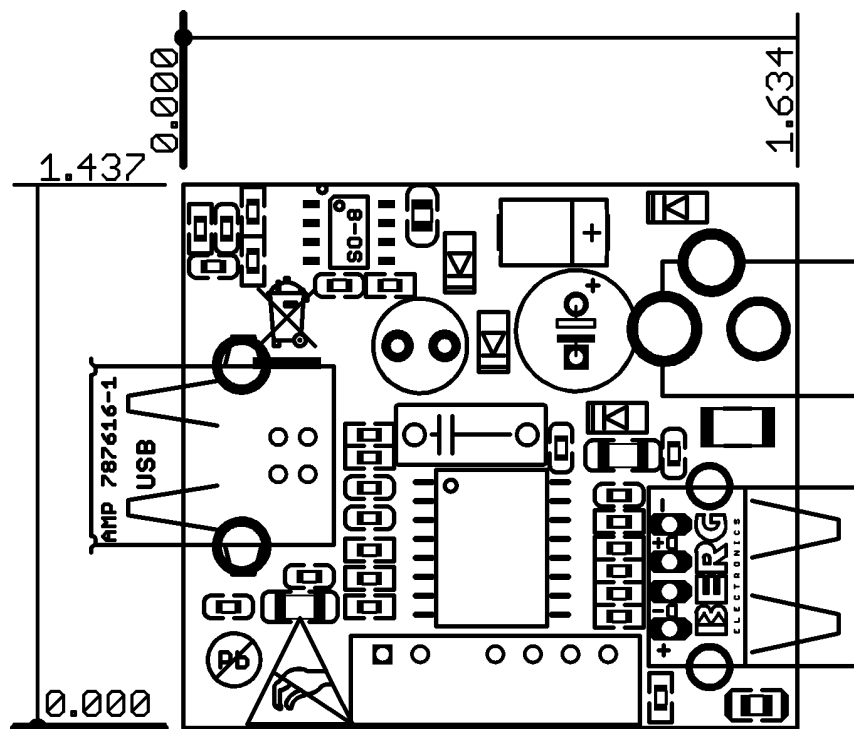
PWR JACK

This connector is for additional power supply to USB device.

Pin #	Signal Name
1	Power Input
2	GND_HOST



MECHANICAL DIMENSIONS



All measures are in inches.

ORDER CODE

USB-ISO – assembled and tested

How to order?

You can order to us directly or by any of our distributors.

Check our web www.olimex.com/dev for more info.

Revision history:

REV. A	- create	October 2009
REV. B	- edited by TU	March 2010
REV. C	- edited DC-DC power supply description in board features	
REV. D	- edited USB types in BOARD FEATURES	

Disclaimer:

© 2011 Olimex Ltd. All rights reserved. Olimex®, logo and combinations thereof, are registered trademarks of Olimex Ltd. Other terms and product names may be trademarks of others.

The information in this document is provided in connection with Olimex products. No license, express or implied or otherwise, to any intellectual property right is granted by this document or in connection with the sale of Olimex products.

Neither the whole nor any part of the information contained in or the product described in this document may be adapted or reproduced in any material from except with the prior written permission of the copyright holder.

The product described in this document is subject to continuous development and improvements. All particulars of the product and its use contained in this document are given by OLIMEX in good faith. However all warranties implied or expressed including but not limited to implied warranties of merchantability or fitness for purpose are excluded.

This document is intended only to assist the reader in the use of the product. OLIMEX Ltd. shall not be liable for any loss or damage arising from the use of any information in this document or any error or omission in such information or any incorrect use of the product.

Компания «Life Electronics» занимается поставками электронных компонентов импортного и отечественного производства от производителей и со складов крупных дистрибьюторов Европы, Америки и Азии.

С конца 2013 года компания активно расширяет линейку поставок компонентов по направлению коаксиальный кабель, кварцевые генераторы и конденсаторы (керамические, пленочные, электролитические), за счёт заключения дистрибьюторских договоров

Мы предлагаем:

- Конкурентоспособные цены и скидки постоянным клиентам.
- Специальные условия для постоянных клиентов.
- Подбор аналогов.
- Поставку компонентов в любых объемах, удовлетворяющих вашим потребностям.
- Приемлемые сроки поставки, возможна ускоренная поставка.
- Доставку товара в любую точку России и стран СНГ.
- Комплексную поставку.
- Работу по проектам и поставку образцов.
- Формирование склада под заказчика.
- Сертификаты соответствия на поставляемую продукцию (по желанию клиента).
- Тестирование поставляемой продукции.
- Поставку компонентов, требующих военную и космическую приемку.
- Входной контроль качества.
- Наличие сертификата ISO.

В составе нашей компании организован Конструкторский отдел, призванный помогать разработчикам, и инженерам.

Конструкторский отдел помогает осуществить:

- Регистрацию проекта у производителя компонентов.
- Техническую поддержку проекта.
- Защиту от снятия компонента с производства.
- Оценку стоимости проекта по компонентам.
- Изготовление тестовой платы монтаж и пусконаладочные работы.



Тел: +7 (812) 336 43 04 (многоканальный)

Email: org@lifeelectronics.ru

www.lifeelectronics.ru