

Low Phase Noise XO (24MHz to 50MHz)

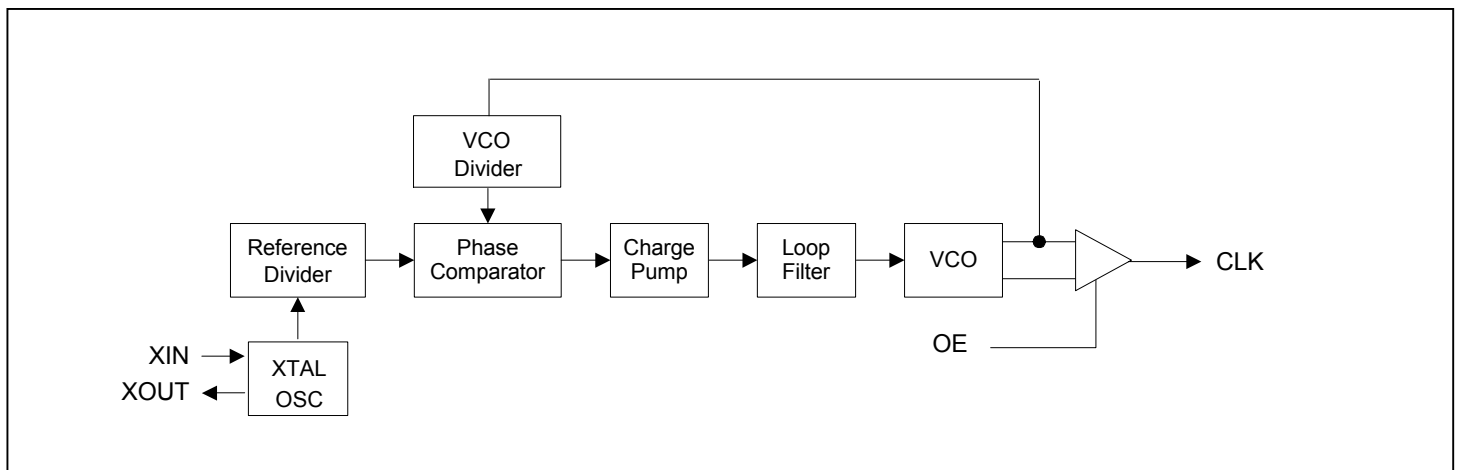
FEATURES

- Low phase noise XO output for the 24MHz to 50MHz range (-135 dBc at 10kHz offset).
- 12 to 25MHz crystal input.
- Integrated crystal load capacitor: no external load capacitor required.
- Low jitter (RMS): 3ps period jitter (1 sigma).
- Selectable High Drive (30mA) or Standard Drive (10mA) output.
- 3.3V operation.
- Available in 8-Pin TSSOP or SOIC.

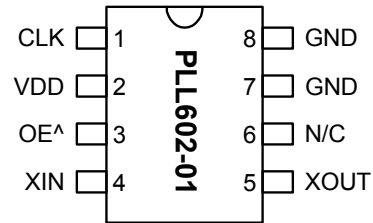
DESCRIPTION

The PLL602-01 is a low cost, high performance and low phase noise XO, providing less than -135dBc at 10kHz offset in the 24MHz to 50MHz operating range. The very low jitter (3ps RMS period jitter) makes this chip ideal for applications requiring clean reference frequency sources. Input crystal can range from 12 to 25MHz (fundamental resonant mode).

BLOCK DIAGRAM



PIN CONFIGURATION



^: Denotes internal pull-up

OUTPUT RANGE

MULTIPLIER	FREQUENCY RANGE	OUTPUT BUFFER
x2	24 - 50MHz	CMOS

Low Phase Noise XO (24MHz to 50MHz)

PIN DESCRIPTIONS

Name	Number	Type	Description
CLK	1	O	Output clock.
VDD	2	P	+3.3V power supply.
OE	3	I	Output enable input. Disables (tri-state) output when low. Internal pull-up enables output by default if pin is not connected to low.
XIN	4	I	Crystal input. See Crystal Specifications on page 3.
XOUT	5	I	Crystal output. See Crystal Specifications on page 3.
N/C	6	-	Not connected.
GND	7, 8	P	Ground.

ELECTRICAL SPECIFICATIONS

1. Absolute Maximum Ratings

PARAMETERS	SYMBOL	MIN.	MAX.	UNITS
Supply Voltage	V_{DD}		4.6	V
Input Voltage, dc	V_i	-0.5	$V_{DD}+0.5$	V
Output Voltage, dc	V_o	-0.5	$V_{DD}+0.5$	V
Storage Temperature	T_s	-65	150	°C
Ambient Operating Temperature*	T_A	-40	85	°C
Junction Temperature	T_J		125	°C
Lead Temperature (soldering, 10s)			260	°C
ESD Protection, Human Body Model			2	kV

Exposure of the device under conditions beyond the limits specified by Maximum Ratings for extended periods may cause permanent damage to the device and affect product reliability. These conditions represent a stress rating only, and functional operations of the device at these or any other conditions above the operational limits noted in this specification is not implied.

* **Note:** Operating Temperature is guaranteed by design for all parts (COMMERCIAL and INDUSTRIAL), but tested for COMMERCIAL grade only.

2. DC Electrical Specifications

PARAMETERS	SYMBOL	CONDITIONS	MIN.	TYP.	MAX.	UNITS
Supply Current, Dynamic, with Loaded Outputs	I_{DD}	$F_{XIN} = 12 - 25\text{MHz}$ Output load of 10pF		16	20	mA
Operating Voltage	V_{DD}		2.97		3.63	V
Output drive current (High Drive)	I_{OH}	$V_{OH} = V_{DD}-0.4\text{V}$, $V_{DD}=3.3\text{V}$	30			mA
	I_{OL}	$V_{OL} = 0.4\text{V}$, $V_{DD} = 3.3\text{V}$	30			mA
Output drive current (Standard Drive)	I_{OH}	$V_{OH} = V_{DD}-0.4\text{V}$, $V_{DD}=3.3\text{V}$	10			mA
	I_{OL}	$V_{OL} = 0.4\text{V}$, $V_{DD} = 3.3\text{V}$	10			mA
Short Circuit Current				±50		mA

Low Phase Noise XO (24MHz to 50MHz)

3. AC Specification

PARAMETERS	SYMBOL	CONDITIONS	MIN.	TYP.	MAX.	UNITS
Input Crystal Frequency			12		25	MHz
Output Clock Rise/Fall Time (Standard Drive)		0.3V ~ 3.0V with 15 pF load		2.4		ns
Output Clock Rise/Fall Time (High Drive)		0.3V ~ 3.0V with 15 pF load		1.2		
Output Clock Duty Cycle		Measured @ 50% V _{DD}	45	50	55	%

4. Jitter and Phase Noise Specification

PARAMETERS	CONDITIONS	MIN.	TYP.	MAX.	UNITS
RMS Period Jitter (1 sigma – 1000 samples)	at 44MHz, with capacitive decoupling between V _{DD} and GND.		3		ps
Phase Noise relative to carrier	44MHz @100Hz offset		-80		dBc/Hz
Phase Noise relative to carrier	44MHz @1kHz offset		-110		dBc/Hz
Phase Noise relative to carrier	44MHz @10kHz offset		-135		dBc/Hz
Phase Noise relative to carrier	44MHz @100kHz offset		-130		dBc/Hz
Phase Noise relative to carrier	44MHz @1MHz offset		-132		dBc/Hz

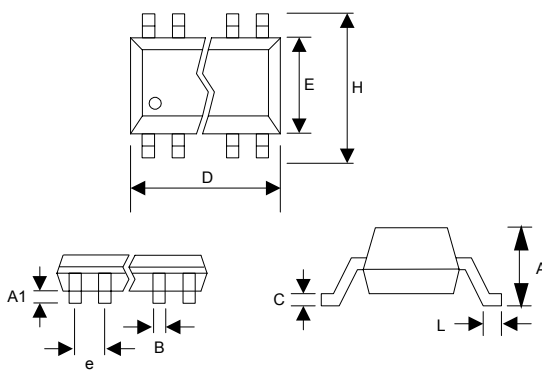
5. Crystal Specifications

PARAMETERS	SYMBOL	MIN.	TYP.	MAX.	UNITS
Crystal Resonator Frequency	F _{XIN}	12		25	MHz
Crystal Loading Capacitance Rating	C _{L (xtal)}		20		pF
Driving power			1		mW
ESR	R _s			30	Ω

PACKAGE INFORMATION

8 PIN (dimensions in mm)

Symbol	Narrow SOIC		TSSOP	
	Min.	Max.	Min.	Max.
A	1.47	1.73	-	1.20
A1	0.10	0.25	0.05	0.15
B	0.33	0.51	0.19	0.30
C	0.19	0.25	0.09	0.20
D	4.80	4.95	2.90	3.10
E	3.80	4.00	4.30	4.50
H	5.80	6.20	6.20	6.60
L	0.38	1.27	0.45	0.75
e	1.27 BSC		0.65 BSC	



Low Phase Noise XO (24MHz to 50MHz)

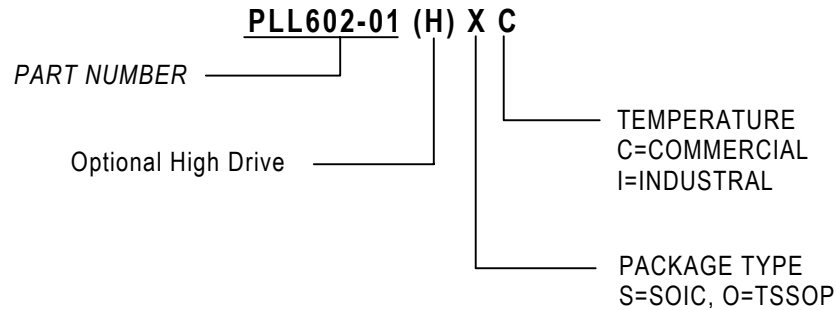
ORDERING INFORMATION

For part ordering, please contact our Sales Department:

47745 Fremont Blvd., Fremont, CA 94538, USA
Tel: (510) 492-0990 Fax: (510) 492-0991

PART NUMBER

The order number for this device is a combination of the following:
Device number, Package type and Operating temperature range



<u>Order Number</u>	<u>Marking</u>	<u>Package Option</u>
PLL602-01OC-R	P602-01OC	TSSOP - Tape and Reel
PLL602-01OC	P602-01OC	TSSOP - Tube
PLL602-01HOC-R	P602-01HOC	TSSOP - Tape and Reel
PLL602-01HOC	P602-01HOC	TSSOP - Tube
PLL602-01SC-R	P602-01SC	SOIC – Tape and Reel
PLL602-01SC	P602-01SC	SOIC – Tube
PLL602-01HSC-R	P602-01HSC	SOIC – Tape and Reel
PLL602-01HSC	P602-01HSC	SOIC – Tube

PhaseLink Corporation, reserves the right to make changes in its products or specifications, or both at any time without notice. The information furnished by Phaselink is believed to be accurate and reliable. However, PhaseLink makes no guarantee or warranty concerning the accuracy of said information and shall not be responsible for any loss or damage of whatever nature resulting from the use of, or reliance upon this product.

LIFE SUPPORT POLICY: PhaseLink's products are not authorized for use as critical components in life support devices or systems without the express written approval of the President of PhaseLink Corporation.

Компания «Life Electronics» занимается поставками электронных компонентов импортного и отечественного производства от производителей и со складов крупных дистрибьюторов Европы, Америки и Азии.

С конца 2013 года компания активно расширяет линейку поставок компонентов по направлению коаксиальный кабель, кварцевые генераторы и конденсаторы (керамические, пленочные, электролитические), за счёт заключения дистрибьюторских договоров

Мы предлагаем:

- Конкурентоспособные цены и скидки постоянным клиентам.
- Специальные условия для постоянных клиентов.
- Подбор аналогов.
- Поставку компонентов в любых объемах, удовлетворяющих вашим потребностям.
- Приемлемые сроки поставки, возможна ускоренная поставка.
- Доставку товара в любую точку России и стран СНГ.
- Комплексную поставку.
- Работу по проектам и поставку образцов.
- Формирование склада под заказчика.
- Сертификаты соответствия на поставляемую продукцию (по желанию клиента).
- Тестирование поставляемой продукции.
- Поставку компонентов, требующих военную и космическую приемку.
- Входной контроль качества.
- Наличие сертификата ISO.

В составе нашей компании организован Конструкторский отдел, призванный помогать разработчикам, и инженерам.

Конструкторский отдел помогает осуществить:

- Регистрацию проекта у производителя компонентов.
- Техническую поддержку проекта.
- Защиту от снятия компонента с производства.
- Оценку стоимости проекта по компонентам.
- Изготовление тестовой платы монтаж и пусконаладочные работы.



Тел: +7 (812) 336 43 04 (многоканальный)
Email: org@lifeelectronics.ru