

CLIPLINE



MARKING system


Conductor marking with
Single Digit SD and
thermal transfer printer

All-purpose conductor marking


The THERMOMARK S1 compact thermal transfer printer and corresponding labeling material enables quick and easy labeling of all conductors and cables. Single Digit SD-WMS markers are ideal for applications where devices such as PCs and printers cannot be used.



THERMOMARK S1

| | Description | Type | Order No. |
|---|---|--|-----------------------|
|  | <p>THERMOMARK S1, thermal transfer printer including power supply unit, connecting cable, printer drivers, operating instructions, and CLIP PROJECT advanced planning and marking software.</p> <p>Technical data</p> <p>Print resolution Maximum printing width Maximum printing length Interfaces</p> <p>Power supply Dimensions (L x W x H) Weight</p> | <p>THERMOMARK S1</p> <p>300 dpi 10 mm 76 mm Serial (RS-232), parallel (Centronics), USB level 1.1</p> <p>100 - 240 V AC, 50 - 60 Hz 250 x 230 x 170 mm 2.7 kg, approximately</p> | <p>5145339</p> |

Accessories


| | Description | Type | Order No. |
|---|--|--|---|
|  | <p>Cutter, can be retrofitted for precise cutting of material off the roll</p> <p>External media hub, for rolls with outside diameter of up to 200 mm</p> <p>Ink ribbon, 300 m in length, 110 mm wide, ink color: black</p> | <p>THERMOMARK S1 CUTTER</p> <p>THERMOMARK-ERH 200</p> <p>THERMOMARK-RIBBON 110</p> | <p>5145339</p> <p>5145342</p> <p>5145384</p> |


Conductor marking material for THERMOMARK S1


Material off the roll

For conductor and cable marking with the THERMOMARK S1, Phoenix Contact offers various types of labeling material off the roll*. Depending on the requirements, the markers can be slid on, wound round, or attached with cable markers for larger diameters and to bundle conductors.


Delivery form: Roll



| WMT... | Conductor diameter [mm] | Lettering field size [mm] | Markers per roll | Pcs./ Pkt. | Color | Type | Order No. |
|--|-------------------------|---------------------------|------------------|------------|-------|------------------|-----------|
|  | 1.0 - 2.4 | 15 x 4 | 4000 | 1 | WH | WMT 2.4 (15X4)R | 0816281 |
| | 2.0 - 3.5 | 15 x 5 | 4000 | 1 | WH | WMT 3.5 (15X5)R | 0817222 |
| | 3.0 - 4.2 | 15 x 6 | 4000 | 1 | WH | WMT 4.2 (15X6)R | 0817235 |
| | 4.0 - 5.5 | 15 x 8 | 4000 | 1 | WH | WMT 5.5 (15X8)R | 0817248 |
| | 5.0 - 8.4 | 17 x 10 | 4000 | 1 | WH | WMT 8.4 (17X10)R | 0817251 |

| WMTB... | Conductor diameter [mm] | Lettering field size [mm] | Markers per roll | Pcs./ Pkt. | Color | Type | Order No. |
|---|-------------------------|---------------------------|------------------|------------|-------|---------------|-----------|
|  | 1) | 24 x 8 | 4000 | 1 | WH | WMTB (24X8)R | 0816278 |
| | 1) | 35 x 15 | 1700 | 1 | WH | WMTB (35X15)R | 0817316 |

1) Depends on the length of the cable binder

| WML... | Conductor diameter [mm] | Lettering field size [mm] | Markers per roll | Pcs./ Pkt. | Color | Type | Order No. |
|--|-------------------------|---------------------------|------------------|------------|-------|---------------------|-----------|
|  | < 5 | 25 x 10 | 3000 | 1 | WH | WML 5 (25X10)R | 0817523 |
| | < 6 | 13 x 13 | 7000 | 1 | WH | WML 6 (13X13)R | 0816252 |
| | < 14 | 25 x 19 | 1500 | 1 | WH | WML 14 (25X19)R | 0817536 |
| | < 14 | 38 x 19 | 1000 | 1 | WH | WML 14 (38X19)R | 0817552 |
| | < 18 | 12 x 12 | 2500 | 1 | WH | WML 18 (12X12)R | 0817507 |
| | < 36 | 25 x 38 | 500 | 1 | WH | WML 36 (25X38)R | 0817510 |
| | < 14 | 25 x 19 | 1500 | 1 | YE | WML 14 (25X19)R YE | 0817549 |
| | < 3 | 13 x 10 | 5000 | 1 | WH | WML 3 (13X10)RL** | 0817565 |
| | < 7.5 | 13 x 13 | 10,000 | 1 | WH | WML 7,5 (13X13)RL** | 0817578 |
| | < 7.5 | 25 x 13 | 5000 | 1 | WH | WML 7,5 (25X13)RL** | 0817581 |
| | < 12 | 25 x 19 | 3000 | 1 | WH | WML 12 (25X19)RL** | 0817594 |
| | < 22 | 25 x 25 | 3000 | 1 | WH | WML 22 (25X25)RL** | 0817604 |


* Thermomark print media are free from silicon and halogen. They meet the requirements of DIN EN 61010-1/VDE 0411-1.


** These cable marker labels must only be processed with the external media hub on the THERMOMARK S1.


Conductor marking with individual marking collars

SD-WMS conductor marker (bag)

The SD-WMS conductor marking collars enable easy and reliable conductor labeling. Multi-character labels can be created by combining several pre-labeled individual collars. Delivery form: In a bag





| | Conductor diameter [mm] | Imprinting | Pcs./Pkt. | Color | Type | Order No. |
|---|-------------------------|---------------|-----------|--------------------------|-----------------------|-----------|
|  | 1.3 - 3.0 | Unprinted | 200 | WH | SD-WMS 3 (NEUTRAL) | 0825612 |
| | 1.3 - 3.0 | Numbers 0 - 9 | 200 | WH | SD-WMS 3 (NU) | 0825586 |
| | 1.3 - 3.0 | Letters A - Z | 200 | WH | SD-WMS 3 (CH) | 0825599 |
| | 1.3 - 3.0 | Symbols... | 200 | WH | SD-WMS 3 (SY) | 0825609 |
| | 1.3 - 3.0 | Unprinted | 200 | YE | SD-WMS 3 (NEUTRAL) YE | 0825573 |
| | 1.3 - 3.0 | Numbers 0 - 9 | 200 | YE | SD-WMS 3 (NU) YE | 0825544 |
| | 1.3 - 3.0 | Letters A - Z | 200 | YE | SD-WMS 3 (CH) YE | 0825557 |
| | 1.3 - 3.0 | Symbols... | 200 | YE | SD-WMS 3 (SY) YE | 0825560 |
| | 1.3 - 3.0 | - | 200 | BU | SD-WMS 3 (SY) BU | 0825625 |
| | 1.3 - 3.0 | + | 200 | RD | SD-WMS 3 (SY) RD | 0825638 |
| | 1.3 - 3.0 | Numbers 0 - 9 | 200 | Color code ¹⁾ | SD-WMS 3 (NU) CC | 0825641 |

| | Conductor diameter [mm] | Imprinting | Pcs./Pkt. | Color | Type | Order No. |
|---|-------------------------|---------------|-----------|--------------------------|-----------------------|-----------|
|  | 2.5 - 5.0 | Unprinted | 200 | WH | SD-WMS 5 (NEUTRAL) | 0828900 |
| | 2.5 - 5.0 | Numbers 0 - 9 | 200 | WH | SD-WMS 5 (NU) | 0825874 |
| | 2.5 - 5.0 | Letters A - Z | 200 | WH | SD-WMS 5 (CH) | 0825887 |
| | 2.5 - 5.0 | Symbols... | 200 | WH | SD-WMS 5 (SY) | 0825890 |
| | 2.5 - 5.0 | Unprinted | 200 | YE | SD-WMS 5 (NEUTRAL) YE | 0825861 |
| | 2.5 - 5.0 | Numbers 0 - 9 | 200 | YE | SD-WMS 5 (NU) YE | 0825832 |
| | 2.5 - 5.0 | Letters A - Z | 200 | YE | SD-WMS 5 (CH) YE | 0825845 |
| | 2.5 - 5.0 | Symbols... | 200 | YE | SD-WMS 5 (SY) YE | 0825858 |
| | 2.5 - 5.0 | - | 200 | BU | SD-WMS 5 (SY) BU | 0828913 |
| | 2.5 - 5.0 | + | 200 | RD | SD-WMS 5 (SY) RD | 0828926 |
| | 2.5 - 5.0 | Numbers 0 - 9 | 200 | Color code ¹⁾ | SD-WMS 5 (NU) CC | 0828939 |

¹⁾ See color code table

Conductor marking with individual marking collars

| | Conductor diameter [mm] | Imprinting | Pcs./Pkt. | Color | Type | Order No. |
|--|-------------------------|---------------|-----------|--------------------------|------------------------|----------------|
|  | 4.0 - 10 | Unprinted | 100 | WH | SD-WMS 10 (NEUTRAL) | 0826200 |
| | 4.0 - 10 | Numbers 0 - 9 | 100 | WH | SD-WMS 10 (NU) | 0826161 |
| | 4.0 - 10 | Letters A - Z | 100 | WH | SD-WMS 10 (CH) | 0826174 |
| | 4.0 - 10 | Symbols... | 100 | WH | SD-WMS 10 (SY) | 0826187 |
| | 4.0 - 10 | Unprinted | 100 | YE | SD-WMS 10 (NEUTRAL) YE | 0826158 |
| | 4.0 - 10 | Numbers 0 - 9 | 100 | YE | SD-WMS 10 (NU) YE | 0826129 |
| | 4.0 - 10 | Letters A - Z | 100 | YE | SD-WMS 10 (CH) YE | 0826132 |
| | 4.0 - 10 | Symbols... | 100 | YE | SD-WMS 10 (SY) YE | 0826145 |
| | 4.0 - 10 | - | 100 | BU | SD-WMS 10 (SY) BU | 0826213 |
| | 4.0 - 10 | + | 100 | RD | SD-WMS 10 (SY) RD | 0826226 |
| | 4.0 - 10 | Numbers 0 - 9 | 100 | Color code ¹⁾ | SD-WMS 10 (NU) CC | 0826239 |


| | Conductor diameter [mm] | Imprinting | Pcs./Pkt. | Color | Type | Order No. |
|---|-------------------------|---------------|-----------|--------------------------|------------------------|----------------|
|  | 8.0 - 16 | Unprinted | 20 | WH | SD-WMS 16 (NEUTRAL) | 0826420 |
| | 8.0 - 16 | Numbers 0 - 9 | 20 | WH | SD-WMS 16 (NU) | 0826394 |
| | 8.0 - 16 | Letters A - Z | 20 | WH | SD-WMS 16 (CH) | 0826404 |
| | 8.0 - 16 | Symbols... | 20 | WH | SD-WMS 16 (SY) | 0826417 |
| | 8.0 - 16 | Unprinted | 20 | YE | SD-WMS 16 (NEUTRAL) YE | 0826381 |
| | 8.0 - 16 | Numbers 0 - 9 | 20 | YE | SD-WMS 16 (NU) YE | 0826352 |
| | 8.0 - 16 | Letters A - Z | 20 | YE | SD-WMS 16 (CH) YE | 0826365 |
| | 8.0 - 16 | Symbols... | 20 | YE | SD-WMS 16 (SY) YE | 0826378 |
| | 8.0 - 16 | - | 20 | BU | SD-WMS 16 (SY) BU | 0826433 |
| | 8.0 - 16 | + | 20 | RD | SD-WMS 16 (SY) RD | 0826446 |
| | 8.0 - 16 | Numbers 0 - 9 | 20 | Color code ¹⁾ | SD-WMS 16 (NU) CC | 0826459 |

Accessories for SD-WMS...

The SD-WMS... TOOL alignment tools make it easier to slide markers onto the conductor.

The SORTI... storage boxes can be used to securely store the markers and are available in various sizes depending on the number of compartments.





| | Type | Order No. |
|--|---------------|----------------|
|  | SD-WMS 3 TOOL | 0826462 |
| | SD-WMS 5 TOOL | 0826475 |
| | SORTI 1/10 | 5020425 |
| | SORTI 2/12 | 5020674 |
| | SORTI 3/7 | 5020645 |
| | SORTI 3/8 | 5020438 |
| | SORTI 3/18 | 5028731 |
| | SORTI 4/8 | 5145180 |
| | SORTI 4/12 | 5020658 |
| | SORTI 4/24 | 5031524 |


Conductor marking with individual marking collars


SD-WMS conductor marker (roll)

The SD-WMS conductor marking collars enable easy and reliable conductor labeling. Multi-character labels can be created by combining several pre-labeled individual collars. Delivery form: Roll




| | Conductor diameter [mm] | Imprinting | Pcs./Pkt. | Color | Type | Order No. |
|---|-------------------------|---------------|-----------|--------------------------|------------------------|-----------|
|  | 1.3 - 3.0 | Unprinted | 500 | YE | SD-WMS 3 (NEUTRAL)R YE | 0825683 |
| | 1.3 - 3.0 | Numbers 0 - 9 | 500 | YE | SD-WMS 3 (NU)R YE | 0825654 |
| | 1.3 - 3.0 | Letters A - Z | 500 | YE | SD-WMS 3 (CH)R YE | 0825667 |
| | 1.3 - 3.0 | Symbols... | 500 | YE | SD-WMS 3 (SY)R YE | 0825670 |
| | 1.3 - 3.0 | - | 500 | BU | SD-WMS 3 (SY)R BU | 0825735 |
| | 1.3 - 3.0 | + | 500 | RD | SD-WMS 3 (SY)R RD | 0825748 |
| | 1.3 - 3.0 | Numbers 0 - 9 | 500 | Color code ¹⁾ | SD-WMS 3 (NU)R CC | 0825751 |

| | Conductor diameter [mm] | Imprinting | Pcs./Pkt. | Color | Type | Order No. |
|---|-------------------------|---------------|-----------|--------------------------|------------------------|-----------|
|  | 2.5 - 5.0 | Unprinted | 500 | YE | SD-WMS 5 (NEUTRAL)R YE | 0825971 |
| | 2.5 - 5.0 | Numbers 0 - 9 | 500 | YE | SD-WMS 5 (NU)R YE | 0825942 |
| | 2.5 - 5.0 | Letters A - Z | 500 | YE | SD-WMS 5 (CH)R YE | 0825955 |
| | 2.5 - 5.0 | Symbols... | 500 | YE | SD-WMS 5 (SY)R YE | 0825968 |
| | 2.5 - 5.0 | - | 500 | BU | SD-WMS 5 (SY)R BU | 0826022 |
| | 2.5 - 5.0 | + | 500 | RD | SD-WMS 5 (SY)R RD | 0826035 |
| | 2.5 - 5.0 | Numbers 0 - 9 | 500 | Color code ¹⁾ | SD-WMS 5 (NU)R CC | 0826048 |

| | Conductor diameter [mm] | Imprinting | Pcs./Pkt. | Color | Type | Order No. |
|---|-------------------------|---------------|-----------|--------------------------|-------------------------|-----------|
|  | 4.0 - 10 | Unprinted | 250 | YE | SD-WMS 10 (NEUTRAL)R YE | 0826271 |
| | 4.0 - 10 | Numbers 0 - 9 | 250 | YE | SD-WMS 10 (NU)R YE | 0826242 |
| | 4.0 - 10 | Letters A - Z | 250 | YE | SD-WMS 10 (CH)R YE | 0826255 |
| | 4.0 - 10 | Symbols... | 250 | YE | SD-WMS 10 (SY)R YE | 0826268 |
| | 4.0 - 10 | - | 250 | BU | SD-WMS 10 (SY)R BU | 0826323 |
| | 4.0 - 10 | + | 250 | RD | SD-WMS 10 (SY)R RD | 0826336 |
| | 4.0 - 10 | Numbers 0 - 9 | 250 | Color code ¹⁾ | SD-WMS 10 (NU)R CC | 0826349 |



¹⁾ See color code table

| | Type | Order No. |
|---|---------------|-----------|
|  | SD-WMS 3 TOOL | 0826462 |
| | SD-WMS 5 TOOL | 0826475 |
| | SD-WMS CASE | 0826501 |

Conductor marking with individual marking collars

SD-WMS conductor marker (strip)

The SD-WMS conductor marking collars enable easy and reliable conductor labeling. Multi-character labels can be created by combining several pre-labeled individual collars. Delivery form: Strip – Can be quickly slid onto the conductor



| | Conductor diameter [mm] | Imprinting | Pcs./Pkt. | Color | Type | Order No. |
|--|-------------------------|---------------|-----------|--------------------------|------------------------|----------------|
| | 1.3 - 3.0 | Unprinted | 250 | YE | SD-WMS 3 (NEUTRAL)S YE | 0825793 |
| | 1.3 - 3.0 | Numbers 0 - 9 | 250 | YE | SD-WMS 3 (NU)S YE | 0825764 |
| | 1.3 - 3.0 | Letters A - Z | 250 | YE | SD-WMS 3 (CH)S YE | 0825777 |
| | 1.3 - 3.0 | Symbols... | 250 | YE | SD-WMS 3 (SY)S YE | 0825780 |
| | 1.3 - 3.0 | – | 250 | BU | SD-WMS 3 (SY)S BU | 0825803 |
| | 1.3 - 3.0 | + | 250 | RD | SD-WMS 3 (SY)S RD | 0825816 |
| | 1.3 - 3.0 | | | | | |
| | 1.3 - 3.0 | Numbers 0 - 9 | 250 | Color code ¹⁾ | SD-WMS 3 (NU)S CC | 0825829 |

| | Conductor diameter [mm] | Imprinting | Pcs./Pkt. | Color | Type | Order No. |
|--|-------------------------|---------------|-----------|--------------------------|------------------------|----------------|
| | 2.5 - 5.0 | Unprinted | 250 | YE | SD-WMS 5 (NEUTRAL)S YE | 0826080 |
| | 2.5 - 5.0 | Numbers 0 - 9 | 250 | YE | SD-WMS 5 (NU)S YE | 0826051 |
| | 2.5 - 5.0 | Letters A - Z | 250 | YE | SD-WMS 5 (CH)S YE | 0826064 |
| | 2.5 - 5.0 | Symbols... | 250 | YE | SD-WMS 5 (SY)S YE | 0826077 |
| | 2.5 - 5.0 | – | 250 | BU | SD-WMS 5 (SY)S BU | 0826093 |
| | 2.5 - 5.0 | + | 250 | RD | SD-WMS 5 (SY)S RD | 0826103 |
| | 2.5 - 5.0 | | | | | |
| | 2.5 - 5.0 | Numbers 0 - 9 | 250 | Color code ¹⁾ | SD-WMS 5 (NU)S CC | 0826116 |

¹⁾ See color code table

| | Type | Order No. |
|--|--------------------|----------------|
| | SD-WMS 3 STRIP-MAG | 0826488 |
| | SD-WMS 5 STRIP-MAG | 0826491 |

Conductor marking with individual marking collars for assembly with cable binders

SD-WMTBS... cable marker

The SD-WMTBS cable marker is used to mark cables and conductors, including those with larger diameters. For this, the SD-WMTBS imprinted individual markers are pushed onto the corresponding holder. The holder is secured using standard cable binders.



| | Imprinting | Pcs./Pkt. | Color | Type | Order No. |
|------------------------------|---------------|-----------|--------------------------|-----------------------|-----------|
| | Unprinted | 100 | YE | SD-WMTBS (NEUTRAL) YE | 0826637 |
| | Numbers 0 - 9 | 100 | YE | SD-WMTBS (NU) YE | 0826514 |
| | Letters A - Z | 100 | YE | SD-WMTBS (CH) YE | 0826611 |
| | Symbols... | 100 | YE | SD-WMTBS (SY) YE | 0826624 |
| | Numbers 0 - 9 | 100 | Color code ¹⁾ | SD-WMTBS (NU) CC | 0826527 |
| Label holders | | | | | |
| Maximum number of characters | | Pcs./Pkt. | Color | Type | Order No. |
| | | 100 | | SD-WMTB (70 x 10) BK | 0826530 |
| | | 100 | | SD-WMTB (100 x 10) BK | 0826543 |

| | Length/width [mm] | Pcs./Pkt. | Color | Type | Order No. |
|--|-------------------|-----------|-------------|----------------|-----------|
| | 100 x 2.5 | 1000 | Transparent | PKB 100x2,5 | 1005457 |
| | 140 x 3.6 | 1000 | Transparent | PKB 140x3,6 | 1005460 |
| | 190 x 4.8 | 1000 | Transparent | PKB 190x4,8 | 1005473 |
| | 200 x 2.5 | 1000 | Transparent | PKB 200x2,5 | 1005486 |
| | 290 x 4.8 | 1000 | Transparent | PKB 290x4,8 | 1005499 |
| | 370 x 4.8 | 1000 | Transparent | PKB 370x4,8 | 1005509 |
| | 100 x 2.5 | 1000 | | PKB 100x2,5 BK | 1005512 |
| | 140 x 3.6 | 1000 | | PKB 140x3,6 BK | 1005525 |
| | 190 x 4.8 | 1000 | | PKB 190x4,8 BK | 1005538 |
| | 200 x 2.5 | 1000 | | PKB 200x2,5 BK | 1005541 |
| | 290 x 4.8 | 1000 | | PKB 290x4,8 BK | 1005554 |
| | 370 x 4.8 | 1000 | | PKB 370x4,8 BK | 1005567 |

International color code




| Imprint | Marker color | Font color |
|---------|--------------|------------|
| 0 | Black | White |
| 1 | Brown | White |
| 2 | Red | White |
| 3 | Orange | Black |
| 4 | Yellow | Black |
| 5 | Green | White |
| 6 | Blue | White |
| 7 | Violet | White |
| 8 | Gray | Black |
| 9 | White | Black |

Conductor marking with high-grade steel markers for assembly with cable binders

SD-WMTBS... VA cable marker

The SD-WMTBS high-grade steel cable marker is used to mark cables and conductors, including those with larger diameters.

For this, the SD-WMTBS... VA individual markers are pushed onto the corresponding holder. This is secured using high-grade steel cable binders.



| | Imprinting | Pcs./Pkt. | Material | Type | Order No. |
|--|------------------------|-----------|------------------|-----------------------|----------------|
| | Unprinted | 10 | High-grade steel | SD-WMTBS (NEUTRAL) VA | 0826666 |
| | Numbers 0 - 9 | 10 | High-grade steel | SD-WMTBS (NU) VA | 0826556 |
| | Letters A - Z | 10 | High-grade steel | SD-WMTBS (CH) VA | 0826640 |
| | Symbols... | 10 | High-grade steel | SD-WMTBS (SY) VA | 0826653 |
| | Label holders | | | | |
| | | Pcs./Pkt. | Material | Type | Order No. |
| | | 50 | High-grade steel | SD-WMTB (30 x 10) VA | 0826569 |
| | | 50 | High-grade steel | SD-WMTB (47 x 10) VA | 0826572 |
| | | 50 | High-grade steel | SD-WMTB (70 x 10) VA | 0826585 |
| | | 50 | High-grade steel | SD-WMTB (92 x 10) VA | 0826598 |
| | | 50 | High-grade steel | SD-WMTB (111 x 10) VA | 0826608 |
| | Suitable cable binders | | | | |
| | | 100 | High-grade steel | PKBV 130X4,6 | 0806657 |
| | | 100 | High-grade steel | PKBV 200X4,6 | 0806660 |

Order key

0825764 SD-WMS3 (NU) S YE

| | | | | |
|------------------|--|--|--|---|
| Order No. | Item type SD-WMS 3... 1.3 - 3.0 mm SD-WMS 5... 2.5 - 5.0 mm SD-WMS 10... 4 - 10 mm SD-WMS 16... 8 - 16 mm | Imprinting (NEUTRAL) = Unprinted (NU) = Numbers 0 - 9 (CH) = Letters A - Z (SY) = Symbols + - /.GND (NU) CC = International color code | Packaging — = Multipack R = Roll S = Strip | Color — = White YE = Yellow BU = Blue RD = Red |
|------------------|--|--|--|---|



Example configuration:

Yellow label for a conductor diameter of 3.0 mm, imprinted with the grounding symbol.

| Conductor diameter [mm] | Imprinting | Pcs./Pkt. | Color | Type | Order No. |
|-------------------------|---------------|-----------|-------|--------------------|----------------|
| 1.3 - 3.0 | Unprinted | 200 | YE | SD-WMS 3 (NEUTRAL) | 0825612 |
| 1.3 - 3.0 | Numbers 0 - 9 | 200 | YE | SD-WMS 3 (NU) | 0825586 |
| 1.3 - 3.0 | Letters A - Z | 200 | YE | SD-WMS 3 (CH) | 0825599 |
| 1.3 - 3.0 | Symbols... | 200 | YE | SD-WMS 3 (SY) | 0825609 |

Order No.
0825609: GND

Further information on the products presented here and on the world of solutions from Phoenix Contact can be found at www.phoenixcontact.net/catalog



Or contact us directly.

Industrial Connection Technology, Marking Systems and Mounting Material
CLIPLINE

Connection Technology for Field Devices and Field Cabling
PLUSCON

Device Connection Technology and Electronic Housings
COMBICON

Surge Protection
TRABTECH

Signal Converters, Switching Devices, Power Supplies
INTERFACE

Components and Systems
AUTOMATION

PHOENIX CONTACT GmbH & Co. KG
D-32823 Blomberg, Germany
Phone: +49/5235/3-00
Fax: +49/5235/3-1 07 99
www.phoenixcontact.com

MNR 52004675/15.02.2009-01 Printed in Germany © PHOENIX CONTACT 2009

Компания «Life Electronics» занимается поставками электронных компонентов импортного и отечественного производства от производителей и со складов крупных дистрибьюторов Европы, Америки и Азии.

С конца 2013 года компания активно расширяет линейку поставок компонентов по направлению коаксиальный кабель, кварцевые генераторы и конденсаторы (керамические, пленочные, электролитические), за счёт заключения дистрибьюторских договоров

Мы предлагаем:

- Конкурентоспособные цены и скидки постоянным клиентам.
- Специальные условия для постоянных клиентов.
- Подбор аналогов.
- Поставку компонентов в любых объемах, удовлетворяющих вашим потребностям.
- Приемлемые сроки поставки, возможна ускоренная поставка.
- Доставку товара в любую точку России и стран СНГ.
- Комплексную поставку.
- Работу по проектам и поставку образцов.
- Формирование склада под заказчика.
- Сертификаты соответствия на поставляемую продукцию (по желанию клиента).
- Тестирование поставляемой продукции.
- Поставку компонентов, требующих военную и космическую приемку.
- Входной контроль качества.
- Наличие сертификата ISO.

В составе нашей компании организован Конструкторский отдел, призванный помогать разработчикам, и инженерам.

Конструкторский отдел помогает осуществить:

- Регистрацию проекта у производителя компонентов.
- Техническую поддержку проекта.
- Защиту от снятия компонента с производства.
- Оценку стоимости проекта по компонентам.
- Изготовление тестовой платы монтаж и пусконаладочные работы.



Тел: +7 (812) 336 43 04 (многоканальный)
Email: org@lifeelectronics.ru