

CLIPLINE



## MARKING system


Conductor marking with  
Single Digit SD and  
thermal transfer printer

# All-purpose conductor marking


The THERMOMARK S1 compact thermal transfer printer and corresponding labeling material enables quick and easy labeling of all conductors and cables. Single Digit SD-WMS markers are ideal for applications where devices such as PCs and printers cannot be used.



## THERMOMARK S1

	Description	Type	Order No.
	<b>THERMOMARK S1</b> , thermal transfer printer including power supply unit, connecting cable, printer drivers, operating instructions, and CLIP PROJECT advanced planning and marking software.	THERMOMARK S1	<b>5145339</b>
	<b>Technical data</b> Print resolution Maximum printing width Maximum printing length Interfaces Power supply Dimensions (L x W x H) Weight	300 dpi 10 mm 76 mm Serial (RS-232), parallel (Centronics), USB level 1.1 100 - 240 V AC, 50 - 60 Hz 250 x 230 x 170 mm 2.7 kg, approximately	

## Accessories


	Description	Type	Order No.
	<b>Cutter</b> , can be retrofitted for precise cutting of material off the roll	THERMOMARK S1 CUTTER	<b>5145339</b>
	<b>External media hub</b> , for rolls with outside diameter of up to 200 mm	THERMOMARK-ERH 200	<b>5145342</b>
	<b>Ink ribbon</b> , 300 m in length, 110 mm wide, ink color: black	THERMOMARK-RIBBON 110	<b>5145384</b>


## Conductor marking material for THERMOMARK S1


### Material off the roll

For conductor and cable marking with the THERMOMARK S1, Phoenix Contact offers various types of labeling material off the roll\*. Depending on the requirements, the markers can be slid on, wound round, or attached with cable markers for larger diameters and to bundle conductors.


Delivery form: Roll



WMT...	Conductor diameter [mm]	Lettering field size [mm]	Markers per roll	Pcs./ Pkt.	Color	Type	Order No.
	1.0 - 2.4	15 x 4	4000	1	WH	WMT 2.4 (15X4)R	0816281
	2.0 - 3.5	15 x 5	4000	1	WH	WMT 3.5 (15X5)R	0817222
	3.0 - 4.2	15 x 6	4000	1	WH	WMT 4.2 (15X6)R	0817235
	4.0 - 5.5	15 x 8	4000	1	WH	WMT 5.5 (15X8)R	0817248
	5.0 - 8.4	17 x 10	4000	1	WH	WMT 8.4 (17X10)R	0817251

WMTB...	Conductor diameter [mm]	Lettering field size [mm]	Markers per roll	Pcs./ Pkt.	Color	Type	Order No.
	1)	24 x 8	4000	1	WH	WMTB (24X8)R	0816278
	1)	35 x 15	1700	1	WH	WMTB (35X15)R	0817316

1) Depends on the length of the cable binder

WML...	Conductor diameter [mm]	Lettering field size [mm]	Markers per roll	Pcs./ Pkt.	Color	Type	Order No.
	< 5	25 x 10	3000	1	WH	WML 5 (25X10)R	0817523
	< 6	13 x 13	7000	1	WH	WML 6 (13X13)R	0816252
	< 14	25 x 19	1500	1	WH	WML 14 (25X19)R	0817536
	< 14	38 x 19	1000	1	WH	WML 14 (38X19)R	0817552
	< 18	12 x 12	2500	1	WH	WML 18 (12X12)R	0817507
	< 36	25 x 38	500	1	WH	WML 36 (25X38)R	0817510
	< 14	25 x 19	1500	1	YE	WML 14 (25X19)R YE	0817549
	< 3	13 x 10	5000	1	WH	WML 3 (13X10)RL**	0817565
	< 7.5	13 x 13	10,000	1	WH	WML 7,5 (13X13)RL**	0817578
	< 7.5	25 x 13	5000	1	WH	WML 7,5 (25X13)RL**	0817581
	< 12	25 x 19	3000	1	WH	WML 12 (25X19)RL**	0817594
	< 22	25 x 25	3000	1	WH	WML 22 (25X25)RL**	0817604


\* Thermomark print media are free from silicon and halogen. They meet the requirements of DIN EN 61010-1/VDE 0411-1.


\*\* These cable marker labels must only be processed with the external media hub on the THERMOMARK S1.


## Conductor marking with individual marking collars

### SD-WMS conductor marker (bag)

The SD-WMS conductor marking collars enable easy and reliable conductor labeling. Multi-character labels can be created by combining several pre-labeled individual collars. Delivery form: In a bag




	Conductor diameter [mm]	Imprinting	Pcs./Pkt.	Color	Type	Order No.
	1.3 - 3.0	Unprinted	200	WH	SD-WMS 3 (NEUTRAL)	0825612
	1.3 - 3.0	Numbers 0 - 9	200	WH	SD-WMS 3 (NU)	0825586
	1.3 - 3.0	Letters A - Z	200	WH	SD-WMS 3 (CH)	0825599
	1.3 - 3.0	Symbols...	200	WH	SD-WMS 3 (SY)	0825609
	1.3 - 3.0	Unprinted	200	YE	SD-WMS 3 (NEUTRAL) YE	0825573
	1.3 - 3.0	Numbers 0 - 9	200	YE	SD-WMS 3 (NU) YE	0825544
	1.3 - 3.0	Letters A - Z	200	YE	SD-WMS 3 (CH) YE	0825557
	1.3 - 3.0	Symbols...	200	YE	SD-WMS 3 (SY) YE	0825560
	1.3 - 3.0	-	200	BU	SD-WMS 3 (SY) BU	0825625
	1.3 - 3.0	+	200	RD	SD-WMS 3 (SY) RD	0825638
	1.3 - 3.0	Numbers 0 - 9	200	Color code <sup>1)</sup>	SD-WMS 3 (NU) CC	0825641


	Conductor diameter [mm]	Imprinting	Pcs./Pkt.	Color	Type	Order No.
	2.5 - 5.0	Unprinted	200	WH	SD-WMS 5 (NEUTRAL)	0828900
	2.5 - 5.0	Numbers 0 - 9	200	WH	SD-WMS 5 (NU)	0825874
	2.5 - 5.0	Letters A - Z	200	WH	SD-WMS 5 (CH)	0825887
	2.5 - 5.0	Symbols...	200	WH	SD-WMS 5 (SY)	0825890
	2.5 - 5.0	Unprinted	200	YE	SD-WMS 5 (NEUTRAL) YE	0825861
	2.5 - 5.0	Numbers 0 - 9	200	YE	SD-WMS 5 (NU) YE	0825832
	2.5 - 5.0	Letters A - Z	200	YE	SD-WMS 5 (CH) YE	0825845
	2.5 - 5.0	Symbols...	200	YE	SD-WMS 5 (SY) YE	0825858
	2.5 - 5.0	-	200	BU	SD-WMS 5 (SY) BU	0828913
	2.5 - 5.0	+	200	RD	SD-WMS 5 (SY) RD	0828926
	2.5 - 5.0	Numbers 0 - 9	200	Color code <sup>1)</sup>	SD-WMS 5 (NU) CC	0828939

<sup>1)</sup> See color code table



## Conductor marking with individual marking collars

	Conductor diameter [mm]	Imprinting	Pcs./Pkt.	Color	Type	Order No.
	4.0 - 10	Unprinted	100	WH	SD-WMS 10 (NEUTRAL)	<b>0826200</b>
	4.0 - 10	Numbers 0 - 9	100	WH	SD-WMS 10 (NU)	<b>0826161</b>
	4.0 - 10	Letters A - Z	100	WH	SD-WMS 10 (CH)	<b>0826174</b>
	4.0 - 10	Symbols...	100	WH	SD-WMS 10 (SY)	<b>0826187</b>
	4.0 - 10	Unprinted	100	YE	SD-WMS 10 (NEUTRAL) YE	<b>0826158</b>
	4.0 - 10	Numbers 0 - 9	100	YE	SD-WMS 10 (NU) YE	<b>0826129</b>
	4.0 - 10	Letters A - Z	100	YE	SD-WMS 10 (CH) YE	<b>0826132</b>
	4.0 - 10	Symbols...	100	YE	SD-WMS 10 (SY) YE	<b>0826145</b>
	4.0 - 10	-	100	BU	SD-WMS 10 (SY) BU	<b>0826213</b>
	4.0 - 10	+	100	RD	SD-WMS 10 (SY) RD	<b>0826226</b>
	4.0 - 10	Numbers 0 - 9	100	Color code <sup>1)</sup>	SD-WMS 10 (NU) CC	<b>0826239</b>


	Conductor diameter [mm]	Imprinting	Pcs./Pkt.	Color	Type	Order No.
	8.0 - 16	Unprinted	20	WH	SD-WMS 16 (NEUTRAL)	<b>0826420</b>
	8.0 - 16	Numbers 0 - 9	20	WH	SD-WMS 16 (NU)	<b>0826394</b>
	8.0 - 16	Letters A - Z	20	WH	SD-WMS 16 (CH)	<b>0826404</b>
	8.0 - 16	Symbols...	20	WH	SD-WMS 16 (SY)	<b>0826417</b>
	8.0 - 16	Unprinted	20	YE	SD-WMS 16 (NEUTRAL) YE	<b>0826381</b>
	8.0 - 16	Numbers 0 - 9	20	YE	SD-WMS 16 (NU) YE	<b>0826352</b>
	8.0 - 16	Letters A - Z	20	YE	SD-WMS 16 (CH) YE	<b>0826365</b>
	8.0 - 16	Symbols...	20	YE	SD-WMS 16 (SY) YE	<b>0826378</b>
	8.0 - 16	-	20	BU	SD-WMS 16 (SY) BU	<b>0826433</b>
	8.0 - 16	+	20	RD	SD-WMS 16 (SY) RD	<b>0826446</b>
	8.0 - 16	Numbers 0 - 9	20	Color code <sup>1)</sup>	SD-WMS 16 (NU) CC	<b>0826459</b>

### Accessories for SD-WMS...

The SD-WMS... TOOL alignment tools make it easier to slide markers onto the conductor.

The SORTI... storage boxes can be used to securely store the markers and are available in various sizes depending on the number of compartments.





	Type	Order No.
	SD-WMS 3 TOOL	<b>0826462</b>
	SD-WMS 5 TOOL	<b>0826475</b>
	SORTI 1/10	<b>5020425</b>
	SORTI 2/12	<b>5020674</b>
	SORTI 3/7	<b>5020645</b>
	SORTI 3/8	<b>5020438</b>
	SORTI 3/18	<b>5028731</b>
	SORTI 4/8	<b>5145180</b>
	SORTI 4/12	<b>5020658</b>
	SORTI 4/24	<b>5031524</b>


## Conductor marking with individual marking collars


### SD-WMS conductor marker (roll)

The SD-WMS conductor marking collars enable easy and reliable conductor labeling. Multi-character labels can be created by combining several pre-labeled individual collars. Delivery form: Roll




	Conductor diameter [mm]	Imprinting	Pcs./Pkt.	Color	Type	Order No.
	1.3 - 3.0	Unprinted	500	YE	SD-WMS 3 (NEUTRAL)R YE	0825683
	1.3 - 3.0	Numbers 0 - 9	500	YE	SD-WMS 3 (NU)R YE	0825654
	1.3 - 3.0	Letters A - Z	500	YE	SD-WMS 3 (CH)R YE	0825667
	1.3 - 3.0	Symbols...	500	YE	SD-WMS 3 (SY)R YE	0825670
	1.3 - 3.0	–	500	BU	SD-WMS 3 (SY)R BU	0825735
	1.3 - 3.0	+	500	RD	SD-WMS 3 (SY)R RD	0825748
	1.3 - 3.0	Numbers 0 - 9	500	Color code <sup>1)</sup>	SD-WMS 3 (NU)R CC	0825751

	Conductor diameter [mm]	Imprinting	Pcs./Pkt.	Color	Type	Order No.
	2.5 - 5.0	Unprinted	500	YE	SD-WMS 5 (NEUTRAL)R YE	0825971
	2.5 - 5.0	Numbers 0 - 9	500	YE	SD-WMS 5 (NU)R YE	0825942
	2.5 - 5.0	Letters A - Z	500	YE	SD-WMS 5 (CH)R YE	0825955
	2.5 - 5.0	Symbols...	500	YE	SD-WMS 5 (SY)R YE	0825968
	2.5 - 5.0	–	500	BU	SD-WMS 5 (SY)R BU	0826022
	2.5 - 5.0	+	500	RD	SD-WMS 5 (SY)R RD	0826035
	2.5 - 5.0	Numbers 0 - 9	500	Color code <sup>1)</sup>	SD-WMS 5 (NU)R CC	0826048

	Conductor diameter [mm]	Imprinting	Pcs./Pkt.	Color	Type	Order No.
	4.0 - 10	Unprinted	250	YE	SD-WMS 10 (NEUTRAL)R YE	0826271
	4.0 - 10	Numbers 0 - 9	250	YE	SD-WMS 10 (NU)R YE	0826242
	4.0 - 10	Letters A - Z	250	YE	SD-WMS 10 (CH)R YE	0826255
	4.0 - 10	Symbols...	250	YE	SD-WMS 10 (SY)R YE	0826268
	4.0 - 10	–	250	BU	SD-WMS 10 (SY)R BU	0826323
	4.0 - 10	+	250	RD	SD-WMS 10 (SY)R RD	0826336
	4.0 - 10	Numbers 0 - 9	250	Color code <sup>1)</sup>	SD-WMS 10 (NU)R CC	0826349



<sup>1)</sup> See color code table

	Type	Order No.
	SD-WMS 3 TOOL	0826462
	SD-WMS 5 TOOL	0826475
	SD-WMS CASE	0826501

## Conductor marking with individual marking collars

### SD-WMS conductor marker (strip)

The SD-WMS conductor marking collars enable easy and reliable conductor labeling. Multi-character labels can be created by combining several pre-labeled individual collars. Delivery form: Strip – Can be quickly slid onto the conductor



	Conductor diameter [mm]	Imprinting	Pcs./Pkt.	Color	Type	Order No.
	1.3 - 3.0	Unprinted	250	YE	SD-WMS 3 (NEUTRAL)S YE	0825793
	1.3 - 3.0	Numbers 0 - 9	250	YE	SD-WMS 3 (NU)S YE	0825764
	1.3 - 3.0	Letters A - Z	250	YE	SD-WMS 3 (CH)S YE	0825777
	1.3 - 3.0	Symbols...	250	YE	SD-WMS 3 (SY)S YE	0825780
	1.3 - 3.0	–	250	BU	SD-WMS 3 (SY)S BU	0825803
	1.3 - 3.0	+	250	RD	SD-WMS 3 (SY)S RD	0825816
	1.3 - 3.0					
	1.3 - 3.0	Numbers 0 - 9	250	Color code <sup>1)</sup>	SD-WMS 3 (NU)S CC	0825829

	Conductor diameter [mm]	Imprinting	Pcs./Pkt.	Color	Type	Order No.
	2.5 - 5.0	Unprinted	250	YE	SD-WMS 5 (NEUTRAL)S YE	0826080
	2.5 - 5.0	Numbers 0 - 9	250	YE	SD-WMS 5 (NU)S YE	0826051
	2.5 - 5.0	Letters A - Z	250	YE	SD-WMS 5 (CH)S YE	0826064
	2.5 - 5.0	Symbols...	250	YE	SD-WMS 5 (SY)S YE	0826077
	2.5 - 5.0	–	250	BU	SD-WMS 5 (SY)S BU	0826093
	2.5 - 5.0	+	250	RD	SD-WMS 5 (SY)S RD	0826103
	2.5 - 5.0					
	2.5 - 5.0	Numbers 0 - 9	250	Color code <sup>1)</sup>	SD-WMS 5 (NU)S CC	0826116

<sup>1)</sup> See color code table

	Type	Order No.
	SD-WMS 3 STRIP-MAG	0826488
	SD-WMS 5 STRIP-MAG	0826491

## Conductor marking with individual marking collars for assembly with cable binders

### SD-WMTBS... cable marker

The SD-WMTBS cable marker is used to mark cables and conductors, including those with larger diameters. For this, the SD-WMTBS imprinted individual markers are pushed onto the corresponding holder. The holder is secured using standard cable binders.



	Imprinting	Pcs./Pkt.	Color	Type	Order No.
	Unprinted	100	YE	SD-WMTBS (NEUTRAL) YE	0826637
	Numbers 0 - 9	100	YE	SD-WMTBS (NU) YE	0826514
	Letters A - Z	100	YE	SD-WMTBS (CH) YE	0826611
	Symbols...	100	YE	SD-WMTBS (SY) YE	0826624
	Numbers 0 - 9	100	Color code <sup>1)</sup>	SD-WMTBS (NU) CC	0826527
Label holders					
Maximum number of characters		Pcs./Pkt.	Color	Type	Order No.
		100		SD-WMTB (70 x 10) BK	0826530
		100		SD-WMTB (100 x 10) BK	0826543

	Length/width [mm]	Pcs./Pkt.	Color	Type	Order No.
	100 x 2.5	1000	Transparent	PKB 100x2,5	1005457
	140 x 3.6	1000	Transparent	PKB 140x3,6	1005460
	190 x 4.8	1000	Transparent	PKB 190x4,8	1005473
	200 x 2.5	1000	Transparent	PKB 200x2,5	1005486
	290 x 4.8	1000	Transparent	PKB 290x4,8	1005499
	370 x 4.8	1000	Transparent	PKB 370x4,8	1005509
	100 x 2.5	1000		PKB 100x2,5 BK	1005512
	140 x 3.6	1000		PKB 140x3,6 BK	1005525
	190 x 4.8	1000		PKB 190x4,8 BK	1005538
	200 x 2.5	1000		PKB 200x2,5 BK	1005541
	290 x 4.8	1000		PKB 290x4,8 BK	1005554
	370 x 4.8	1000		PKB 370x4,8 BK	1005567

## International color code



Imprint	Marker color	Font color
0	Black	White
1	Brown	White
2	Red	White
3	Orange	Black
4	Yellow	Black
5	Green	White
6	Blue	White
7	Violet	White
8	Gray	Black
9	White	Black




## Conductor marking with high-grade steel markers for assembly with cable binders

### SD-WMTBS... VA cable marker

The SD-WMTBS high-grade steel cable marker is used to mark cables and conductors, including those with larger diameters.

For this, the SD-WMTBS... VA individual markers are pushed onto the corresponding holder. This is secured using high-grade steel cable binders.



	Imprinting	Pcs./Pkt.	Material	Type	Order No.
	Unprinted	10	High-grade steel	SD-WMTBS (NEUTRAL) VA	<b>0826666</b>
	Numbers 0 - 9	10	High-grade steel	SD-WMTBS (NU) VA	<b>0826556</b>
	Letters A - Z	10	High-grade steel	SD-WMTBS (CH) VA	<b>0826640</b>
	Symbols...	10	High-grade steel	SD-WMTBS (SY) VA	<b>0826653</b>
	Label holders				
		Pcs./Pkt.	Material	Type	Order No.
		50	High-grade steel	SD-WMTB (30 x 10) VA	<b>0826569</b>
		50	High-grade steel	SD-WMTB (47 x 10) VA	<b>0826572</b>
		50	High-grade steel	SD-WMTB (70 x 10) VA	<b>0826585</b>
		50	High-grade steel	SD-WMTB (92 x 10) VA	<b>0826598</b>
		50	High-grade steel	SD-WMTB (111 x 10) VA	<b>0826608</b>
	Suitable cable binders				
		100	High-grade steel	PKBV 130X4,6	<b>0806657</b>
		100	High-grade steel	PKBV 200X4,6	<b>0806660</b>

## Order key

**0825764** SD-WMS3 (NU) S YE

Order No.	Item type	Imprinting	Packaging	Color
	SD-WMS 3... 1.3 - 3.0 mm	(NEUTRAL) = Unprinted	— = Multipack	— = White
	SD-WMS 5... 2.5 - 5.0 mm	(NU) = Numbers 0 - 9	R = Roll	YE = Yellow
	SD-WMS 10... 4 - 10 mm	(CH) = Letters A - Z	S = Strip	BU = Blue
	SD-WMS 16... 8 - 16 mm	(SY) = Symbols + - /.GND		RD = Red
		(NU) CC = International color code		

### Example configuration:

Yellow label for a conductor diameter of 3.0 mm, imprinted with the grounding symbol.



**Order No.**  
**0825609: GND**

Conductor diameter [mm]	Imprinting	Pcs./Pkt.	Color	Type	Order No.
1.3 - 3.0	Unprinted	200	YE	SD-WMS 3 (NEUTRAL)	<b>0825612</b>
1.3 - 3.0	Numbers 0 - 9	200	YE	SD-WMS 3 (NU)	<b>0825586</b>
1.3 - 3.0	Letters A - Z	200	YE	SD-WMS 3 (CH)	<b>0825599</b>
1.3 - 3.0	Symbols...	200	YE	SD-WMS 3 (SY)	<b>0825609</b>

Further information on the products presented here and on the world of solutions from Phoenix Contact can be found at [www.phoenixcontact.net/catalog](http://www.phoenixcontact.net/catalog)



Or contact us directly.

Industrial Connection Technology, Marking Systems and Mounting Material  
**CLIPLINE**

Connection Technology for Field Devices and Field Cabling  
**PLUSCON**

Device Connection Technology and Electronic Housings  
**COMBICON**

Surge Protection  
**TRABTECH**

Signal Converters, Switching Devices, Power Supplies  
**INTERFACE**

Components and Systems  
**AUTOMATION**

PHOENIX CONTACT GmbH & Co. KG  
D-32823 Blomberg, Germany  
Phone: +49/5235/3-00  
Fax: +49/5235/3-1 07 99  
[www.phoenixcontact.com](http://www.phoenixcontact.com)

MNR 52004675/15.02.2009-01 Printed in Germany © PHOENIX CONTACT 2009

Компания «Life Electronics» занимается поставками электронных компонентов импортного и отечественного производства от производителей и со складов крупных дистрибьюторов Европы, Америки и Азии.

С конца 2013 года компания активно расширяет линейку поставок компонентов по направлению коаксиальный кабель, кварцевые генераторы и конденсаторы (керамические, пленочные, электролитические), за счёт заключения дистрибьюторских договоров

Мы предлагаем:

- Конкурентоспособные цены и скидки постоянным клиентам.
- Специальные условия для постоянных клиентов.
- Подбор аналогов.
- Поставку компонентов в любых объемах, удовлетворяющих вашим потребностям.
- Приемлемые сроки поставки, возможна ускоренная поставка.
- Доставку товара в любую точку России и стран СНГ.
- Комплексную поставку.
- Работу по проектам и поставку образцов.
- Формирование склада под заказчика.
- Сертификаты соответствия на поставляемую продукцию (по желанию клиента).
- Тестирование поставляемой продукции.
- Поставку компонентов, требующих военную и космическую приемку.
- Входной контроль качества.
- Наличие сертификата ISO.

В составе нашей компании организован Конструкторский отдел, призванный помогать разработчикам, и инженерам.

Конструкторский отдел помогает осуществить:

- Регистрацию проекта у производителя компонентов.
- Техническую поддержку проекта.
- Защиту от снятия компонента с производства.
- Оценку стоимости проекта по компонентам.
- Изготовление тестовой платы монтаж и пусконаладочные работы.



Тел: +7 (812) 336 43 04 (многоканальный)

Email: [org@lifeelectronics.ru](mailto:org@lifeelectronics.ru)