

**Description:** 2.4-2.5GHz RHCP 25x25x4mm  
6.5dBic patch antenna

**Series:** Ceramic Patch Antenna

**PART NUMBER:** W3229



### Features:

- 2400-2500 MHz
- Size: 25x25x4mm
- Polarization: RHCP
- Gain: +6.5dBic
- Pin feed, adhesive tape
- RoHS compliant
- Moisture sensitivity level:MSL1

### Applications:

- 2.4-2.5GHz ISM Band radios
- WiFi, Bluetooth
- Applications requiring high gain directional antenna pattern

All dimensions are in mm / inches

Issue: 1910

In the effort to improve our products, we reserve the right to make changes judged to be necessary.

CONFIDENTIAL AND PROPRIETARY INFORMATION

This document contains confidential and proprietary information of Pulse Electronics, Inc. (Pulse) and is protected by copyright, trade secret and other state and federal laws. Its receipt or possession does not convey any rights to reproduce, disclose its contents, or to manufacture, use or sell anything it may describe. Reproduction, disclosure or use without specific written authorization of Pulse is strictly forbidden.

For more information:

Pulse Worldwide Headquarters  
15255 Innovation Drive #100  
San Diego, CA 92128  
USA  
Tel: 1-858-674-8100

Pulse/Larsen Antennas  
18110 SE 34<sup>th</sup> St Bldg 2 Suite 250  
Vancouver, WA 98683  
USA  
Tel: 1-360-944-7551

Europe Headquarters  
Pulse GmbH & Do, KG  
Zeppelinstrasse 15  
Herrenberg, Germany  
Tel: 49 7032 7806 0

Pulse (Suzhou) Wireless Products Co, Inc.  
99 Huo Ju Road(#29 Bldg,4<sup>th</sup> Phase  
Suzhou New District  
Jiangsu Province, Suzhou 215009 PR China  
Tel: 86 512 6807 9998



**Description:** 2.4-2.5GHz RHCP 25x25x4mm  
6.5dBic patch antenna

**Series:** Ceramic Patch Antenna

**PART NUMBER:** W3229

### ELECTRICAL SPECIFICATIONS

Frequency	2400-2500MHz
Nominal Impedance	50 $\Omega$
Return Loss	-7dB
Axial Ratio(typical)	3dB
Peak Gain	6.5dBic
Efficiency	80%
Polarization	RHCP

### MECHANICAL SPECIFICATIONS

Overall Length	25x25x4mm
Weight	8.08g
MSL Level	Not applicable for non-reflow part

### ENVIRONMENTAL SPECIFICATIONS

Operating Temperature	-40~+105° C
RoHS Compliant	Yes

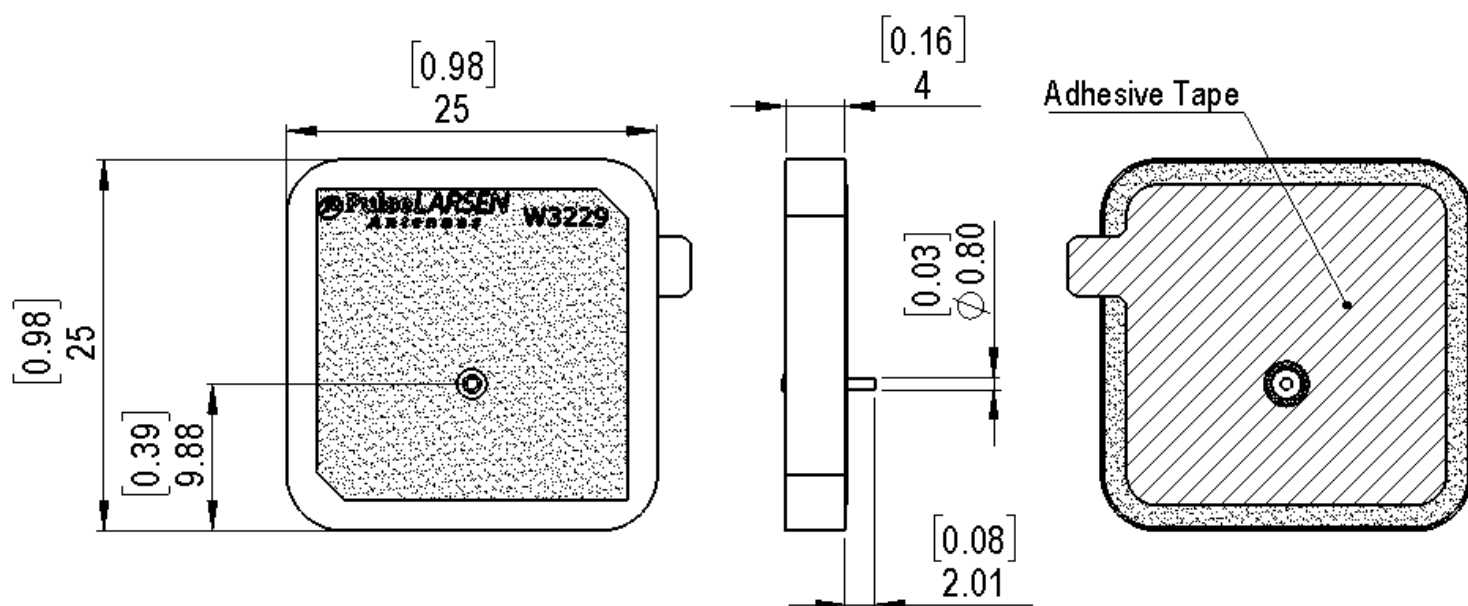
(\*) All RF parameters measured on 70\*70mm metal ground plane in free space.

**Description:** 2.4-2.5GHz RHCP 25x25x4mm  
6.5dBic patch antenna

**Series:** Ceramic Patch Antenna

**PART NUMBER:** W3229

## MECHANICAL DRAWING



NO.	Description	Structure and material
1	Antenna Substrate	Dielectric Ceramics
2	Pin	Copper and tinplated
3	Electrode	Ag Plated
4	Ground Base	Ag Plated
5	Adhesive type	NITTO 5000NS

Issue: 1910

In the effort to improve our products, we reserve the right to make changes judged to be necessary.

CONFIDENTIAL AND PROPRIETARY INFORMATION

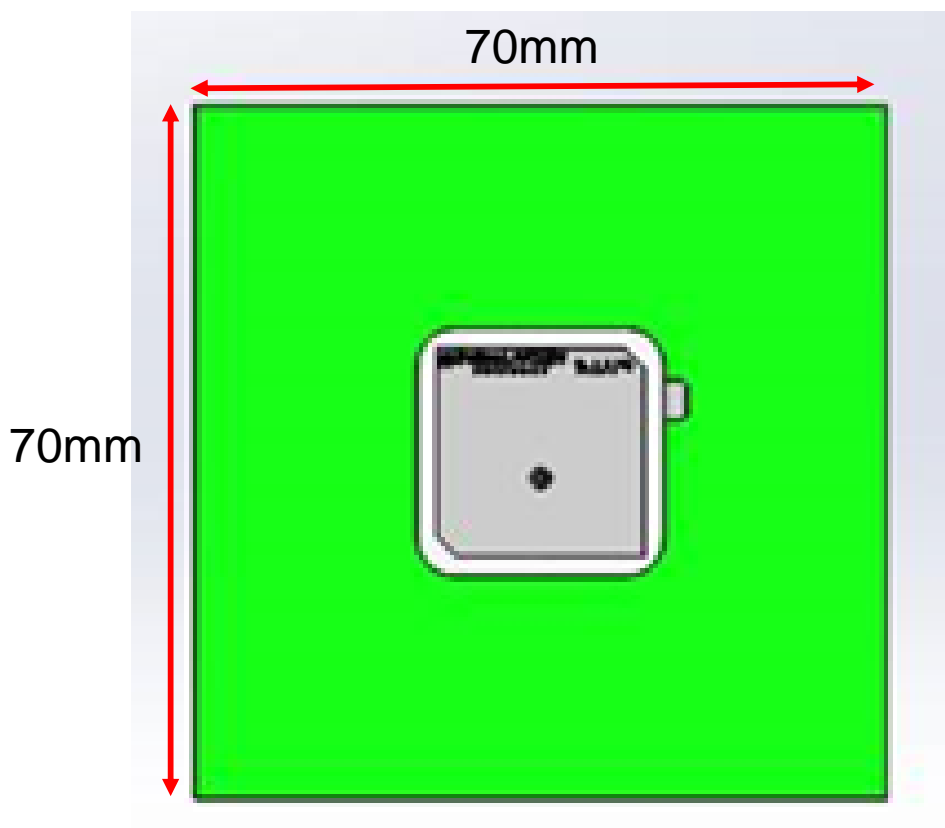
This document contains confidential and proprietary information of Pulse Electronics, Inc. (Pulse) and is protected by copyright, trade secret and other state and federal laws. Its receipt or possession does not convey any rights to reproduce, disclose its contents, or to manufacture, use or sell anything it may describe. Reproduction, disclosure or use without specific written authorization of Pulse is strictly forbidden.

**Description:** 2.4-2.5GHz RHCP 25x25x4mm  
6.5dBic patch antenna

**Series:** Ceramic Patch Antenna

**PART NUMBER:** W3229

### TEST SETUP



Test on 70\*70mm metal ground plane in free space.

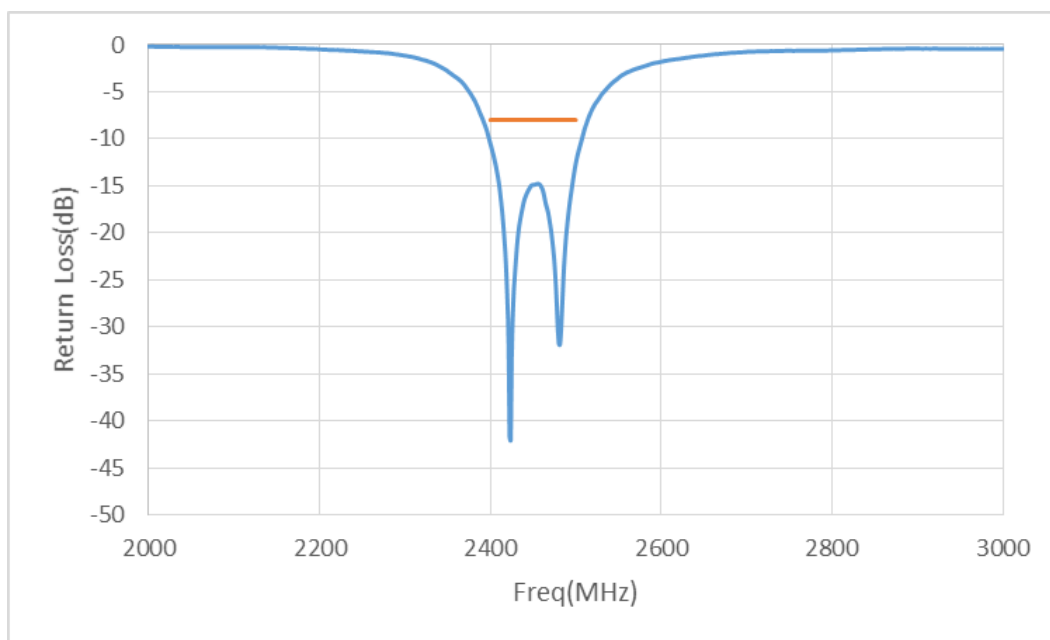
**Description:** 2.4-2.5GHz RHCP 25x25x4mm  
6.5dBic patch antenna

**Series:** Ceramic Patch Antenna

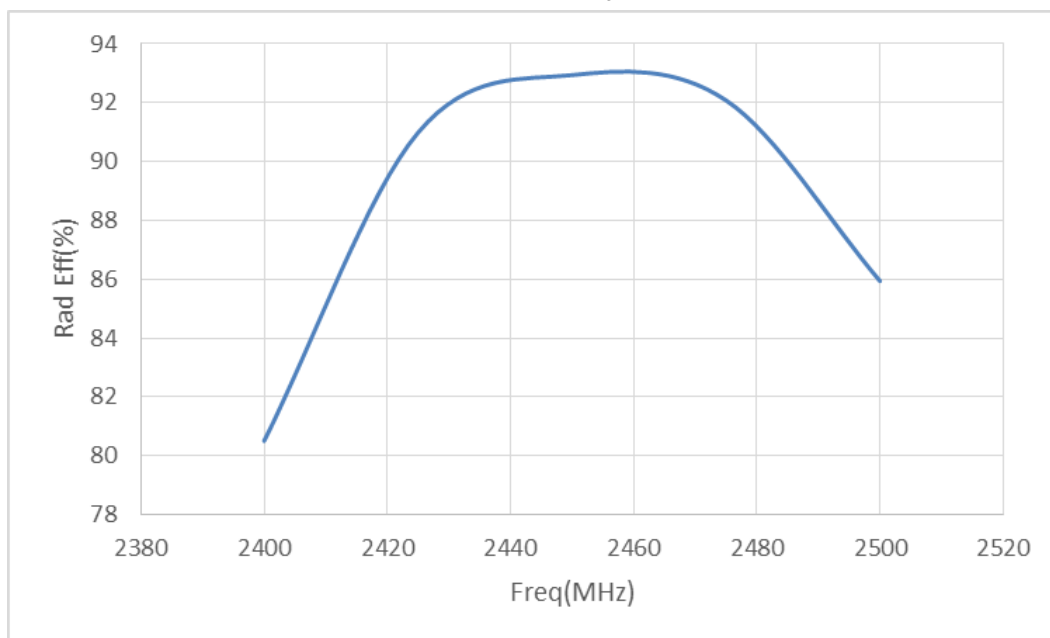
**PART NUMBER:** W3229

## CHARTS

### Return Loss



### Efficiency(%)



Issue: 1910

In the effort to improve our products, we reserve the right to make changes judged to be necessary.

CONFIDENTIAL AND PROPRIETARY INFORMATION

This document contains confidential and proprietary information of Pulse Electronics, Inc. (Pulse) and is protected by copyright, trade secret and other state and federal laws. Its receipt or possession does not convey any rights to reproduce, disclose its contents, or to manufacture, use or sell anything it may describe. Reproduction, disclosure or use without specific written authorization of Pulse is strictly forbidden.

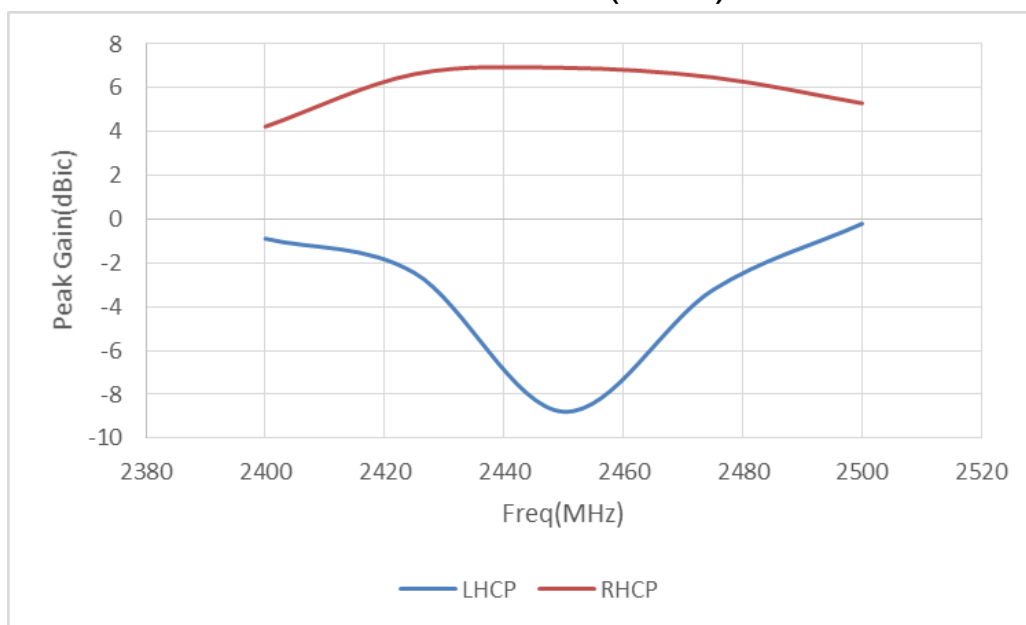
**Description:** 2.4-2.5GHz RHCP 25x25x4mm  
6.5dBic patch antenna

**Series:** Ceramic Patch Antenna

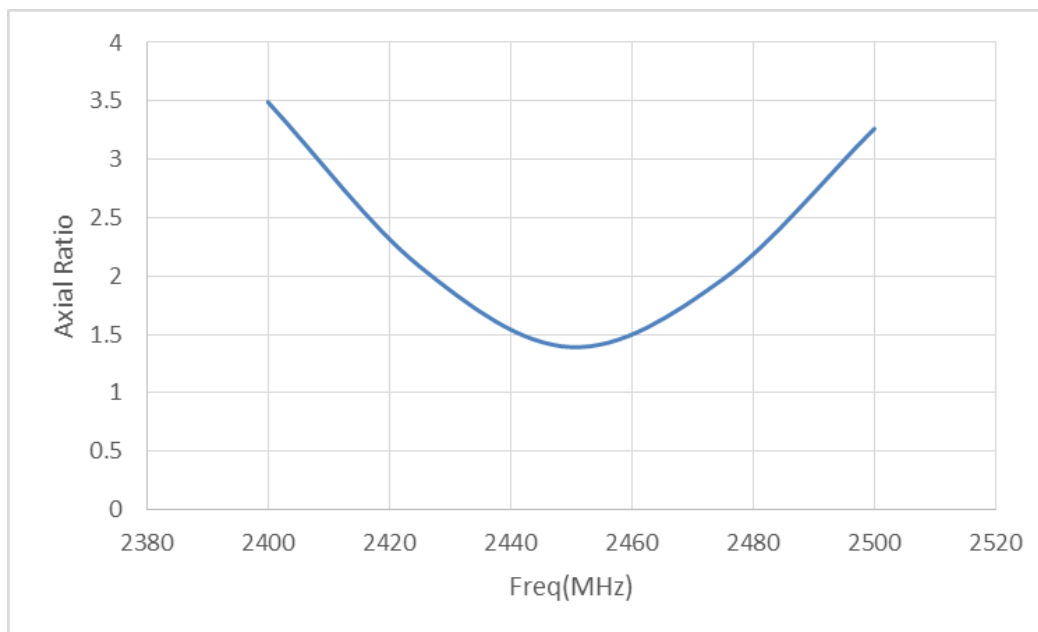
**PART NUMBER:** W3229

## CHARTS

Peak Gain(dBic)



Axial Ratio(dB)



Issue: 1910

In the effort to improve our products, we reserve the right to make changes judged to be necessary.

CONFIDENTIAL AND PROPRIETARY INFORMATION

This document contains confidential and proprietary information of Pulse Electronics, Inc. (Pulse) and is protected by copyright, trade secret and other state and federal laws. Its receipt or possession does not convey any rights to reproduce, disclose its contents, or to manufacture, use or sell anything it may describe. Reproduction, disclosure or use without specific written authorization of Pulse is strictly forbidden.

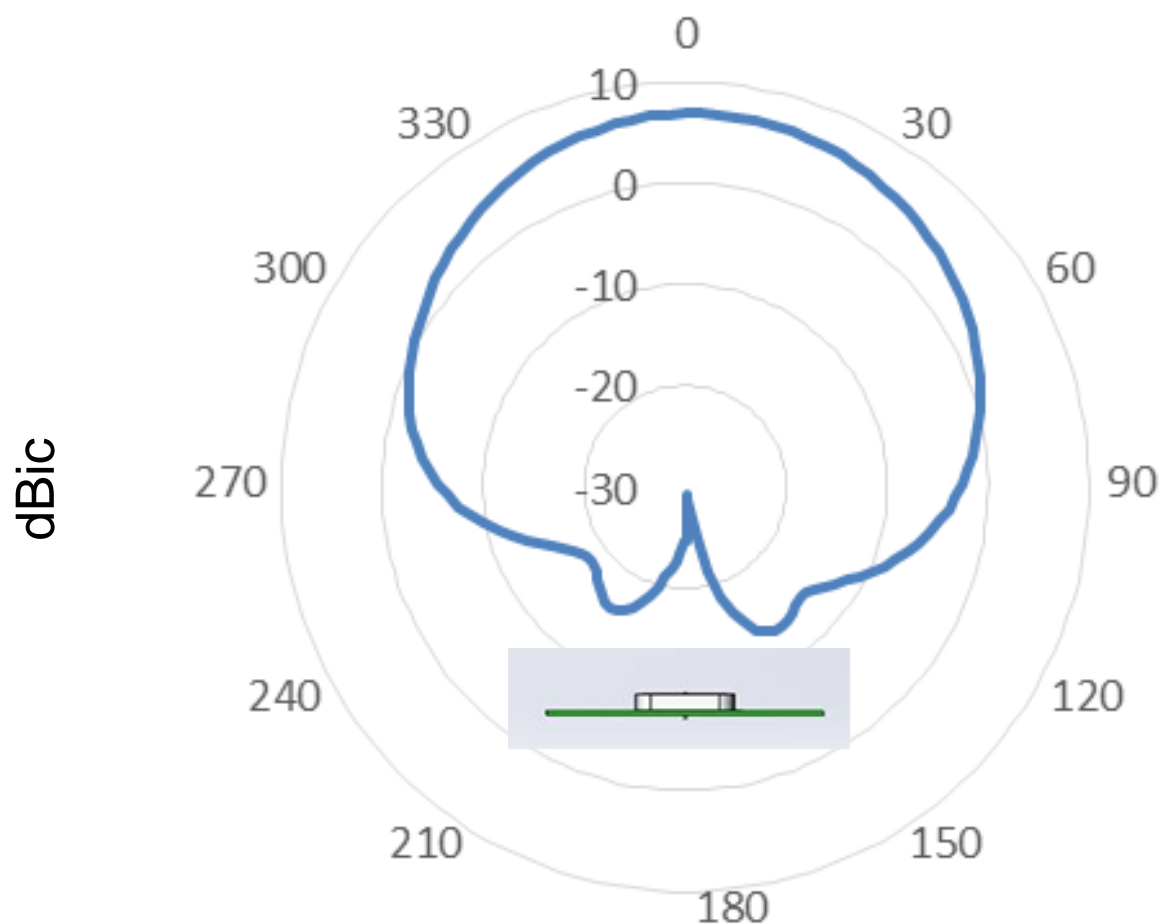
**Description:** 2.4-2.5GHz RHCP 25x25x4mm  
6.5dBic patch antenna

**Series:** Ceramic Patch Antenna

**PART NUMBER:** W3229

## CHARTS

Radiation Pattern (2450MHz)



Issue: 1910

In the effort to improve our products, we reserve the right to make changes judged to be necessary.

CONFIDENTIAL AND PROPRIETARY INFORMATION

This document contains confidential and proprietary information of Pulse Electronics, Inc. (Pulse) and is protected by copyright, trade secret and other state and federal laws. Its receipt or possession does not convey any rights to reproduce, disclose its contents, or to manufacture, use or sell anything it may describe. Reproduction, disclosure or use without specific written authorization of Pulse is strictly forbidden.

**Description:** 2.4-2.5GHz RHCP 25x25x4mm  
6.5dBic patch antenna

**Series:** Ceramic Patch Antenna

**PART NUMBER:** W3229

## PACKAGING

40pcs antennas per tray

15pcs trays per box

Outside box size : 285mm\*375mm\*200mm

600pcs antennas per outside box



Компания «Life Electronics» занимается поставками электронных компонентов импортного и отечественного производства от производителей и со складов крупных дистрибьюторов Европы, Америки и Азии.

С конца 2013 года компания активно расширяет линейку поставок компонентов по направлению коаксиальный кабель, кварцевые генераторы и конденсаторы (керамические, пленочные, электролитические), за счёт заключения дистрибьюторских договоров

Мы предлагаем:

- Конкурентоспособные цены и скидки постоянным клиентам.
- Специальные условия для постоянных клиентов.
- Подбор аналогов.
- Поставку компонентов в любых объемах, удовлетворяющих вашим потребностям.
- Приемлемые сроки поставки, возможна ускоренная поставка.
- Доставку товара в любую точку России и стран СНГ.
- Комплексную поставку.
- Работу по проектам и поставку образцов.
- Формирование склада под заказчика.
- Сертификаты соответствия на поставляемую продукцию (по желанию клиента).
- Тестирование поставляемой продукции.
- Поставку компонентов, требующих военную и космическую приемку.
- Входной контроль качества.
- Наличие сертификата ISO.

В составе нашей компании организован Конструкторский отдел, призванный помогать разработчикам, и инженерам.

Конструкторский отдел помогает осуществить:

- Регистрацию проекта у производителя компонентов.
- Техническую поддержку проекта.
- Защиту от снятия компонента с производства.
- Оценку стоимости проекта по компонентам.
- Изготовление тестовой платы монтаж и пусконаладочные работы.



Тел: +7 (812) 336 43 04 (многоканальный)

Email: [org@lifeelectronics.ru](mailto:org@lifeelectronics.ru)

[www.lifeelectronics.ru](http://www.lifeelectronics.ru)