

# 3M™ Mini D Ribbon (MDR) Connectors

.050" IDC Wiremount Plug - Shielded

101 Series



- Wiper-on-wiper contact for reliable repetitive plugging
- MDR digital LCD interface as a 20 or 26 contact connector
- IEEE 1284C Interface as a 36 contact connector
- Accepts a wide variety of cable constructions including flat, round, twisted pair and twinax cables
- Accepts a wide variety of shielded junction shells
- Contacts: 14, 20, 26, 36, 40, 50, 68, 80 and 100
- RoHS Compliant. See the Regulatory Information Appendix (RIA) in the "RoHS compliance" section of [www.3Mconnector.com](http://www.3Mconnector.com) for compliance information (RIA E1 & C1 apply)

Date Modified: July 19, 2010

TS-0423-B  
Sheet 1 of 3

## Physical

Insulation Material: Glass Reinforced Polyester

Flammability: UL 94V-0

Body Color: Black

Cover Color: Black, Gray

### Contact:

Material: Beryllium Copper

Underplating: 80  $\mu$ " [2.0  $\mu$ m] Nickel

Wiping Area Plating: 30  $\mu$ " [0.76  $\mu$ m] Min. Gold

IDC Contacts Plating: Gold flash

### Shroud:

Material: Steel

Plating: Nickel

### Wire Accommodation:

Black Cover: 28 AWG Stranded, 30 AWG Solid (Insulation Diameter = 0.7 mm Max.)

Gray Cover: 26 AWG Solid (Insulation Diameter = 0.7 mm to 0.9 mm)

Marking: 3M Logo and Part Number

## Electrical

**Current Rating:** 1 A

**Insulation Resistance:**  $>1 \times 10^8 \Omega$  at 500 V<sub>DC</sub>

**Withstanding Voltage:** 500 V<sub>RMS</sub> for 1 Minute

## Environmental

**Temperature Rating:** -20°C to +85°C

UL File No.: E68080

# 3M™ Mini D Ribbon (MDR) Connectors

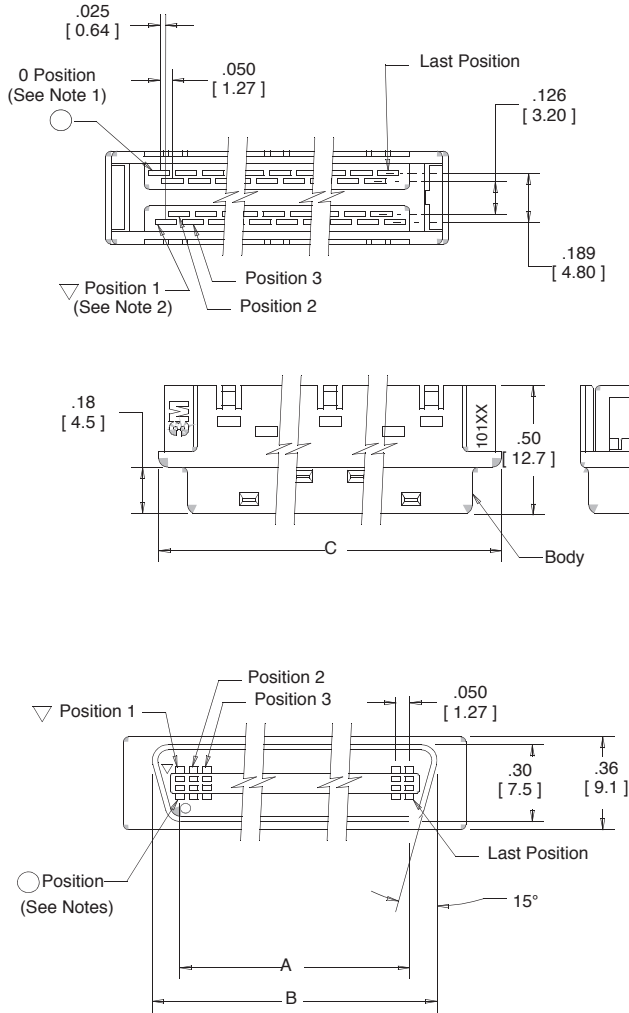
.050" IDC Wiremount Plug - Shielded

101 Series



Contact Quantity	Dimensions			
	A	B	C	D
14	.300 [ 7.62 ]	.54 [ 13.8 ]	.72 [ 18.2 ]	.58 [ 14.7 ]
26	.600 [ 15.24 ]	.84 [ 21.4 ]	1.02 [ 25.8 ]	.88 [ 22.4 ]
50	1.200 [ 30.48 ]	1.44 [ 36.6 ]	1.62 [ 41.1 ]	1.48 [ 37.6 ]

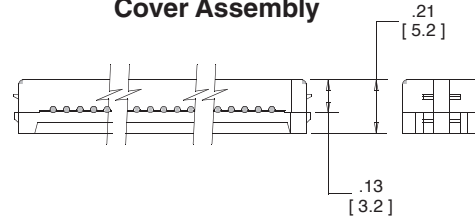
## Body (14, 26 and 50 positions)



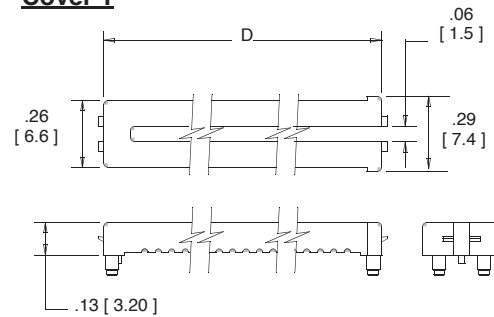
### Notes:

- Circle (O) position indicates #1 position in cable, when utilizing 0.025" pitch flat cable.
- Triangle (Δ) position indicates #2 position in cable, when utilizing 0.025" pitch flat cable.

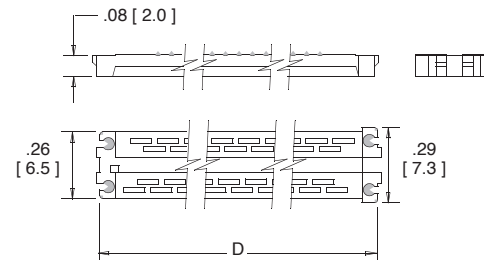
## Cover Assembly



## Cover 1



## Cover 2



		inch [mm]		
		Tolerance Unless Noted		
		.0	.00	0.00
<b>inch</b>		±.1	±.01	±.005

[ ] Dimensions for Reference Only

## Ordering Information

(See page 3 for other sizes and assembly tools.)

**101XX - 60X0EC**

Contact Quantity:  
(see Table)  
Note: 100 pos = A0

Wire Accommodation:

- 0 = Black Cover: 28 AWG Stranded, 30 AWG Solid
- 1 = Gray Cover: 26 AWG Solid (Available in 68 Contact Only)

Wiping Interface Plating:

C = 30 μm [ 0.76 mm ] Min. Gold over Ni

IDC Plating:

E = Gold Flash over Ni  
(App E1 & C1 apply)

TS-0423-B  
Sheet 2 of 3

**3M**

Electronic Solutions Division  
Interconnect Solutions  
<http://www.3Mconnector.com>

3M is a trademark of 3M Company.  
For technical, sales or ordering information call  
**800-225-5373**

# 3M™ Mini D Ribbon (MDR) Connectors

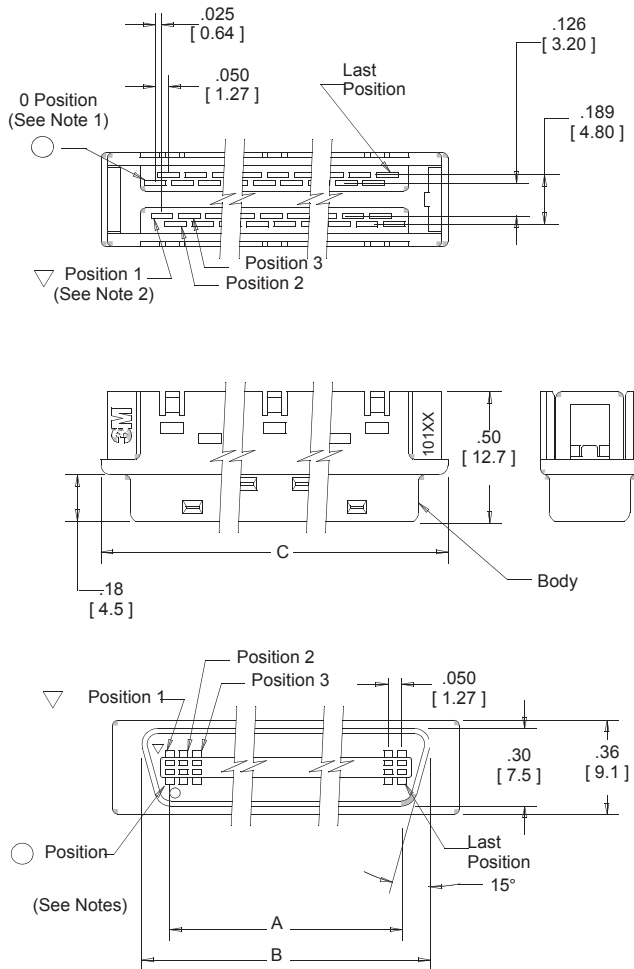
.050" IDC Wiremount Plug - Shielded

101 Series



Contact Quantity	Dimensions			
	A	B	C	D
20	.450 [11.43]	.69 [17.6]	.87 [22.0]	.73 [18.6]
36	.850 [21.59]	1.09 [27.8]	1.27 [32.2]	1.13 [28.7]
40	.950 [24.13]	1.19 [30.3]	1.37 [34.7]	1.23 [31.3]
68	1.650 [41.91]	1.89 [48.1]	2.07 [52.5]	1.93 [49.0]
80	1.950 [49.53]	2.16 [54.8]	2.37 [60.1]	2.23 [56.7]
100	2.450 [62.23]	2.66 [67.5]	2.87 [72.8]	2.73 [69.4]

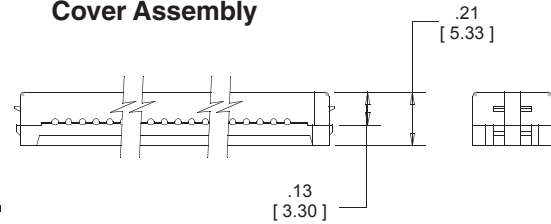
## Body (20, 36, 40, 68, 80 and 100 positions)



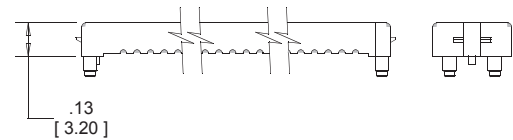
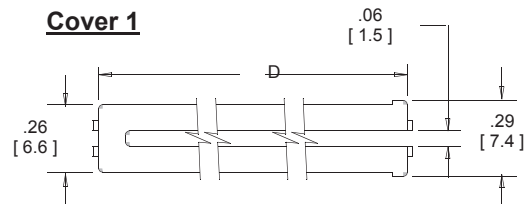
### Notes:

- Circle (O) position indicates #1 position in cable, when utilizing 0.025" pitch flat cable.
- Triangle (Δ) position indicates #2 position in cable, when utilizing 0.025" pitch flat cable.

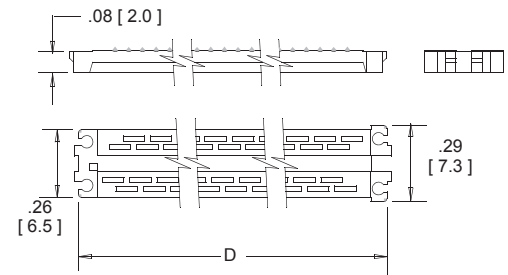
## Cover Assembly



## Cover 1



## Cover 2



inch  
[mm]

Tolerance Unless Noted		
	.0	.00
inch	±.1	±.01
		±.005

[ ] Dimensions for Reference Only

## Ordering Information

Assembly tools: 3M™ Hand Press Kit 3829 (68 position & below). All Sizes: 3M™ Assembly Press 10960-2000; 3M™ Lacing Fixture 10962-2000, 3M™ Cutting Unit 10961 & 3M™ Wire Clamp 10964-1 (14-50 pos.) or 3M™ Wire Clamp 10964-2 (68-100 pos.).

## 101XX - 60X0EC

Contact Quantity:  
(see Table)

Note: 100 pos = A0

Wire Accommodation:

0 = Black Cover: 28 AWG Stranded, 30 AWG Solid  
1 = Gray Cover: 26 AWG Solid (Available in 68 Contact Only)

Wiping Interface Plating:  
C = 30 μm [ 0.76 mm ] Min. Gold over Ni

IDC Plating:  
E = Gold Flash over Ni (App E1 & C1 apply)

TS-0423-B  
Sheet 3 of 3

3M

Electronic Solutions Division  
Interconnect Solutions  
<http://www.3Mconnector.com>

3M is a trademark of 3M Company.  
For technical, sales or ordering information call  
**800-225-5373**

**Important Notice**

All statements, technical information, and recommendations related to 3M's products are based on information believed to be reliable, but the accuracy or completeness is not guaranteed. Before using this product, you must evaluate it and determine if it is suitable for your intended application. You assume all risks and liability associated with such use. Any statements related to the product which are not contained in 3M's current publications, or any contrary statements contained on your purchase order shall have no force or effect unless expressly agreed upon, in writing, by an authorized officer of 3M.

**Warranty; Limited Remedy; Limited Liability.**

This product will be free from defects in material and manufacture for a period of one (1) year from the time of purchase. **3M MAKES NO OTHER WARRANTIES INCLUDING, BUT NOT LIMITED TO, ANY IMPLIED WARRANTY OF MERCHANTABILITY OR FITNESS FOR A PARTICULAR PURPOSE.** If this product is defective within the warranty period stated above, your exclusive remedy shall be, at 3M's option, to replace or repair the 3M product or refund the purchase price of the 3M product. **Except where prohibited by law, 3M will not be liable for any indirect, special, incidental or consequential loss or damage arising from this 3M product, regardless of the legal theory asserted.**

**3M Electronics Solutions Division**

6801 River Place Blvd.  
Austin, TX 78726-9000  
U.S.A.  
1-800-225-5373  
[www.3Mconnector.com](http://www.3Mconnector.com)

Please recycle. Printed in USA.  
© 3M 2010. All rights reserved.  
RIA-2217B-E

3M is a trademark of 3M Company.

Компания «Life Electronics» занимается поставками электронных компонентов импортного и отечественного производства от производителей и со складов крупных дистрибьюторов Европы, Америки и Азии.

С конца 2013 года компания активно расширяет линейку поставок компонентов по направлению коаксиальный кабель, кварцевые генераторы и конденсаторы (керамические, пленочные, электролитические), за счёт заключения дистрибьюторских договоров

Мы предлагаем:

- Конкурентоспособные цены и скидки постоянным клиентам.
- Специальные условия для постоянных клиентов.
- Подбор аналогов.
- Поставку компонентов в любых объемах, удовлетворяющих вашим потребностям.
- Приемлемые сроки поставки, возможна ускоренная поставка.
- Доставку товара в любую точку России и стран СНГ.
- Комплексную поставку.
- Работу по проектам и поставку образцов.
- Формирование склада под заказчика.
- Сертификаты соответствия на поставляемую продукцию (по желанию клиента).
- Тестирование поставляемой продукции.
- Поставку компонентов, требующих военную и космическую приемку.
- Входной контроль качества.
- Наличие сертификата ISO.

В составе нашей компании организован Конструкторский отдел, призванный помогать разработчикам, и инженерам.

Конструкторский отдел помогает осуществить:

- Регистрацию проекта у производителя компонентов.
- Техническую поддержку проекта.
- Защиту от снятия компонента с производства.
- Оценку стоимости проекта по компонентам.
- Изготовление тестовой платы монтаж и пусконаладочные работы.



Тел: +7 (812) 336 43 04 (многоканальный)  
Email: [org@lifeelectronics.ru](mailto:org@lifeelectronics.ru)