

RSR30

Slimline Interface Relays



- Optically isolated
- Low on-state resistance
- Low input power consumption
- TTL and CMOS compatible
- RC networks (V AC)
- MOSFET output thyristor (V DC)

- Applications: household appliances, temperature control system, industrial automatic control, light system, office appliances, factory appliances
- Mounting: relays RSR30 are designed for direct PCB mounting, single in line package



AC Load - 2 A / 240 V

Input circuit

Part Number	Nominal voltage V DC	Control voltage range V DC	Max. control current mA	Release voltage V DC	Input resistance kΩ
▶ RSR30-D05-A1-24-020-1	5	3...10	12	1.0	0.32
▶ RSR30-D12-A1-24-020-1	12	7...20	10	1.0	1.07
▶ RSR30-D24-A1-24-020-1	24	18...32	7.7	1.0	3.0

Output circuit

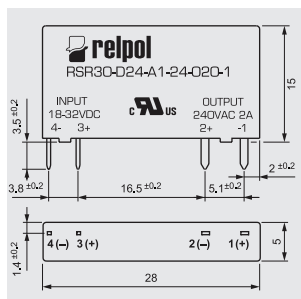
AC Load - 2 A / 240V

Nominal load current	1 A AC see Figure below
Max. load current	2 A AC see Figure below
Nominal load voltage	rest condition: 240 V AC
Load voltage range	12...280 V AC
Non-repetitive peak voltage	rest condition: 600 V AC
Non-repetitive surge current	operating state: 80 A
Max. off-state leakage current	rest condition: 1.5 mA
Max. on-state voltage drop	operating state: 1.2 V
Min. load current	operating state: 50 mA
Off-state dV/dt	max. allowable rate of voltage rise: 500 V/μs
Operating frequency range	47...400 Hz
RC snubber	10 nF, 100 Ω
Operation resistance	-
Peak power dissipation	-
Operating switching frequency	-
Transient voltage suppressor	-
Max voltage of suppressor operation	-

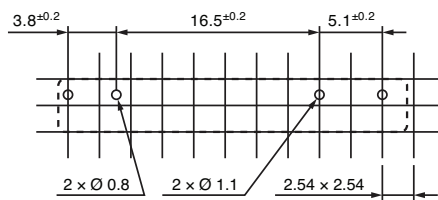
General data

Output circuit switching moment	R - instantaneous switching of the output circuit
Max. turn-on time	100 μs at rated voltage
Max. turn-off time	1/2 cycle + 1 ms at rated voltage
Insulation dielectric strength	between input and output: 4 000 V AC 1 minute
Dimensions (L x W x H)	28 x 5 x 15 mm
Weight	4 g
Storage temperature	-40...+100°C
Operating temperature	-20...+80 °C rated value: +55 °C see Figure below
Max. solder bath temperature	220 °C 10 s

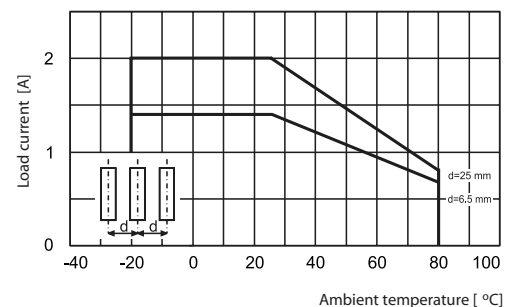
DIMENSIONS



PIN OUTS



Load current in the function of the ambient temperature and distances between relays



▶ **BOLD** - Regular stocked items.

RSR30

Slimline Interface Relays



- Optically isolated
- Low on-state resistance
- Low input power consumption
- TTL and CMOS compatible
- RC networks (V AC)
- MOSFET output thyristor (V DC)

- Applications: household appliances, temperature control system, industrial automatic control, light system, office appliances, factory appliances
- Mounting: relays RSR30 are designed for direct PCB mounting, single in line package



DC Load - 2,5 A / 48 V

Input circuit

Part Number	Nominal voltage V DC	Control voltage range V DC	Max. control current mA	Release voltage V DC	Input resistance kΩ
▶ RSR30-D05-D1-04-025-1	5	3...10	12	1.8	0.32
▶ RSR30-D12-D1-04-025-1	12	7...20	10	3.6	1.07
▶ RSR30-D24-D1-04-025-1	24	18...32	7.7	8.3	3.0
▶ RSR30-D48-D1-04-025-1	48	38...58	4.4	8.3	10.8

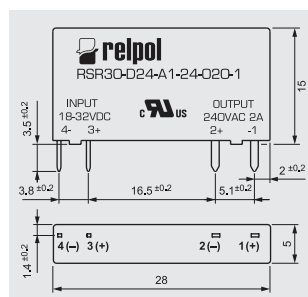
Output circuit

Nominal load current	1 A DC see Figure below
Max. load current	2.5 A DC see Figure below
Nominal load voltage	rest condition: 48 V DC
Load voltage range	0...60 V DC
Non-repetitive peak voltage	rest condition: 100 V DC
Non-repetitive surge current	operating state: 6 A
Max. off-state leakage current	rest condition: 1 mA
Max. on-state voltage drop	operating state: 0.4 V
Min. load current	operating state: 1 mA
Off-state dV/dt	-
Operating frequency range	-
RC snubber	-
Operation resistance	operating state: 160 mΩ at rated current
Peak power dissipation	600 W
Operating switching frequency	10 Hz
Transient voltage suppressor	Yes
Max voltage of suppressor operation	60 V DC

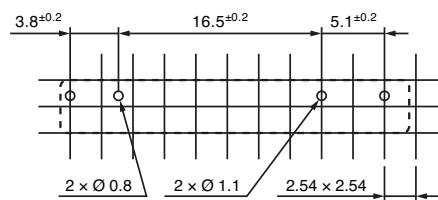
General data

Output circuit switching moment	R - instantaneous switching of the output circuit
Max. turn-on time	50 μs at rated voltage
Max. turn-off time	600 μs at rated voltage
Insulation dielectric strength	between input and output: 3 750 V AC 1 minute
Dimensions (L x W x H)	28 x 5 x 15 mm
Weight	4 g
Storage temperature	-25...+100°C
Operating temperature	-20...+80 °C rated value: +55 °C see Figure below
Max. solder bath temperature	220 °C 10 s

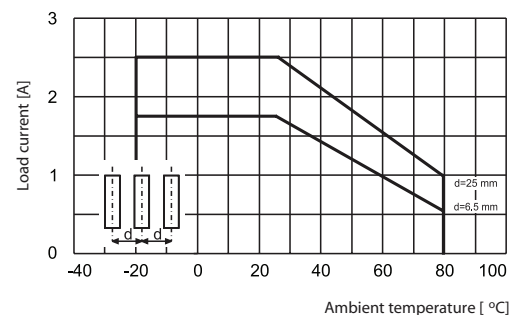
DIMENSIONS



PIN OUTS



Load current in the function of the ambient temperature and distances between relays



▶ **BOLD** - Regular stocked items.

RSR30

Slimline Interface Relays



PIR6W-1PS

- Optically isolated
- Low on-state resistance
- Low input power consumption
- TTL and CMOS compatible
- RC networks (V AC)
- MOSFET output thyristor (V DC)

- Applications: household appliances, temperature control system, industrial automatic control, light system, office appliances, factory appliances
- Mounting: relays RSR30 are designed for direct PCB mounting, single in line package



DC Load - 4 A / 24V Version

Input circuit

Part Number	Nominal voltage V DC	Control voltage range V DC	Max. control current mA	Release voltage V DC	Input resistance kΩ
▶ RSR30-D05-D1-02-040-1	5	3...10	12	1.8	0.32
▶ RSR30-D12-D1-02-040-1	12	7...20	10	3.6	1.07
▶ RSR30-D24-D1-02-040-1	24	18...32	7.7	8.3	3.0
▶ RSR30-D48-D1-02-040-1	48	38...58	4.4	8.3	10.8

Output circuit

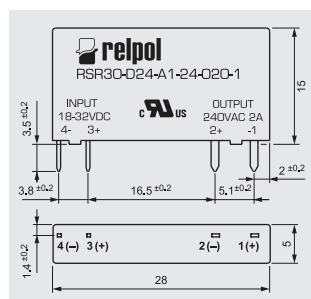
DC Load - 4 A / 24V

Nominal load current	2 A DC see Figure below
Max. load current	4 A DC see Figure below
Nominal load voltage	rest condition: 24 V DC
Load voltage range	0...32 V DC
Non-repetitive peak voltage	rest condition: 60 V DC
Non-repetitive surge current	operating state: 6 A
Max. off-state leakage current	rest condition: 1 mA
Max. on-state voltage drop	operating state: 0.24 V
Min. load current	operating state: 1 mA
Off-state dV/dt	-
Operating frequency range	-
RC snubber	-
Operation resistance	operating state: 120 mΩ
Peak power dissipation	600 W
Operating switching frequency	10 Hz
Transient voltage suppressor	Yes
Max voltage of suppressor operation	36 V DC

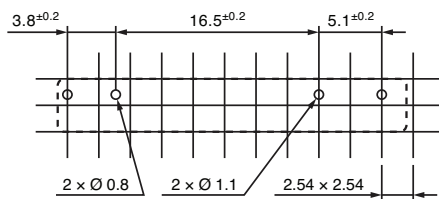
General data

Output circuit switching moment	R - instantaneous switching of the output circuit
Max. turn-on time	50 μs at rated voltage
Max. turn-off time	600 μs at rated voltage
Insulation dielectric strength	between input and output: 3 750 V AC 1 minute
Dimensions (L x W x H)	28 x 5 x 15 mm
Weight	4 g
Storage temperature	-25...+100 °C
Operating temperature	-20...+80 °C rated value: +55 °C see Figure below
Max. solder bath temperature	220 °C 10 s

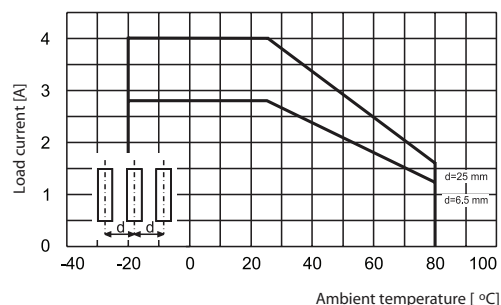
DIMENSIONS



PIN OUTS



Load current in the function of the ambient temperature and distances between relays



▶ **BOLD** - Regular stocked items.

RSR30

Slimline Interface Relays



PIR6W-1PS

- Optically isolated
- Low on-state resistance
- Low input power consumption
- TTL and CMOS compatible
- RC networks (V AC)
- MOSFET output thyristor (V DC)

- Applications: household appliances, temperature control system, industrial automatic control, light system, office appliances, factory appliances
- Mounting: relays RSR30 are designed for direct PCB mounting, single in line package



DC Load - 1 A / 100V Version

Input circuit

Part Number	Nominal voltage V DC	Control voltage range V DC	Max. control current mA	Release voltage V DC	Input resistance kΩ
▶ RSR30-D05-D1-24-010-1	5	3...10	12	1.8	0.32
▶ RSR30-D12-D1-24-010-1	12	7...20	10	3.6	1.07
▶ RSR30-D24-D1-24-010-1	24	18...32	7.7	8.3	3.0
▶ RSR30-D48-D1-24-010-1	48	38...58	4.4	8.3	10.8

Output circuit

DC Load - 1 A / 100V

Nominal load current	0.4 A DC see Figure below
Max. load current	1 A DC see Figure below
Nominal load voltage	rest condition: 100 V DC
Load voltage range	0...180 V DC
Non-repetitive peak voltage	rest condition: 180 V DC
Non-repetitive surge current	operating state: 6 A
Max. off-state leakage current	rest condition: 1 mA
Max. on-state voltage drop	operating state: 0.6 V
Min. load current	operating state: 1 mA
Off-state dV/dt	-
Operating frequency range	-
RC snubber	-
Operation resistance	operating state: 1.5 Ω maximum value
Peak power dissipation	600 W
Operating switching frequency	10 Hz
Transient voltage suppressor	Yes
Max voltage of suppressor operation	180 V DC

General data

Output circuit switching moment	R - instantaneous switching of the output circuit
Max. turn-on time	50 μs at rated voltage
Max. turn-off time	600 μs at rated voltage
Insulation dielectric strength	between input and output: 2 500 V AC 1 minute
Dimensions (L x W x H)	28 x 5 x 15 mm
Weight	4 g
Storage temperature	-25...+100 °C
Operating temperature	-20...+80 °C rated value; +55 °C see Figure below
Max. solder bath temperature	220 °C 10 s

DIMENSIONS



PIN OUTS



Load current in the function of the ambient temperature and distances between relays



▶ **BOLD** - Regular stocked items.

Компания «Life Electronics» занимается поставками электронных компонентов импортного и отечественного производства от производителей и со складов крупных дистрибьюторов Европы, Америки и Азии.

С конца 2013 года компания активно расширяет линейку поставок компонентов по направлению коаксиальный кабель, кварцевые генераторы и конденсаторы (керамические, пленочные, электролитические), за счёт заключения дистрибьюторских договоров

Мы предлагаем:

- Конкурентоспособные цены и скидки постоянным клиентам.
- Специальные условия для постоянных клиентов.
- Подбор аналогов.
- Поставку компонентов в любых объемах, удовлетворяющих вашим потребностям.
- Приемлемые сроки поставки, возможна ускоренная поставка.
- Доставку товара в любую точку России и стран СНГ.
- Комплексную поставку.
- Работу по проектам и поставку образцов.
- Формирование склада под заказчика.
- Сертификаты соответствия на поставляемую продукцию (по желанию клиента).
- Тестирование поставляемой продукции.
- Поставку компонентов, требующих военную и космическую приемку.
- Входной контроль качества.
- Наличие сертификата ISO.

В составе нашей компании организован Конструкторский отдел, призванный помогать разработчикам, и инженерам.

Конструкторский отдел помогает осуществить:

- Регистрацию проекта у производителя компонентов.
- Техническую поддержку проекта.
- Защиту от снятия компонента с производства.
- Оценку стоимости проекта по компонентам.
- Изготовление тестовой платы монтаж и пусконаладочные работы.



Тел: +7 (812) 336 43 04 (многоканальный)

Email: org@lifeelectronics.ru