

Controller - ILC 191 ME/AN - 2700074

Please be informed that the data shown in this PDF Document is generated from our Online Catalog. Please find the complete data in the user's documentation. Our General Terms of Use for Downloads are valid (<http://phoenixcontact.com/download>)



Inline controller with integrated pulse/direction/PWM interface, RS-485/RS-422, analog inputs (0 ... 10 V), and analog outputs (0 ... 10 V), with programming options according to IEC 61131-3

Product Description

The ILC 191 ME/AN modular small-scale controller for the Inline I/O system is at the heart of Easy Automation. The new ILC 1X1 series is characterized by its support for the Modbus/TCP and PROFINET Ethernet-based protocols. A new feature is the support for an optional SD card. The controller already has 8 digital inputs and 4 outputs, a two-channel pulse/direction/PWM interface, an integrated RS-232 interface and RS-485/RS-422 interface, and a two-channel analog output and input (0 - 10 V).

Product Features

- Numerous protocols supported such as: HTTP, FTP, SNMP, SMTP, SQL, MySQL, etc.
- MODBUS TCP Client
- PROFINET-Device
- Large program memory and mass storage (1024 kB/1024 kB)
- Modbus TCP server
- HTML 5
- Free engineering with PC Worx Express (IEC 61131-3)
- Integrated pulse/direction/PWM interface
- Integrated RS-485/RS-422 interface
- Integrated analog I/Os
- Web server, FTP server, and Flash file system



Key Commercial Data

Packing unit	1 pc
Weight per Piece (excluding packing)	600.0 g
Custom tariff number	85371091
Country of origin	Germany

Controller - ILC 191 ME/AN - 2700074

Technical data

Note

Utilization restriction	EMC: class A product, see manufacturer's declaration in the download area
-------------------------	---

Dimensions

Width	164 mm
Height	136.8 mm
Depth	71.5 mm

Ambient conditions

Degree of protection	IP20
Ambient temperature (operation)	-25 °C ... 55 °C
Ambient temperature (storage/transport)	-25 °C ... 85 °C
Permissible humidity (operation)	10 % ... 95 % (according to DIN EN 61131-2)
Permissible humidity (storage/transport)	10 % ... 95 % (according to DIN EN 61131-2)
Air pressure (operation)	70 kPa ... 106 kPa (up to 3000 m above mean sea level)
Air pressure (storage/transport)	70 kPa ... 106 kPa (up to 3000 m above mean sea level)
Shock	25g, Criterion 1, according to IEC 60068-2-27
Vibration (operation)	5g

Control system

Programming tool	PC WORX / PC WORX EXPRESS
Diagnostics tool	DIAG+
Configuration tool	Config+ Version 1.01 or later

Mechanical design

Weight	285 g
Diagnostics display	No
Controller redundancy	No

Data interfaces

Interface	INTERBUS local bus (master)
Connection method	Inline data jumper
Transmission speed	500 kBaud / 2 MBaud (can be switched)
Interface	Parameterization/operation/diagnostics
Connection method	RS-232-C, 6-pos. MINI-DIN socket (PS/2), Ethernet 10/100 (RJ45)
Transmission speed	max. 115,2 kBit/s
Interface	RS-422/485
Connection method	4-pos. for full duplex
	2-pos. for half duplex
Interface	Ethernet 10Base-T/100Base-TX

Controller - ILC 191 ME/AN - 2700074

Technical data

Data interfaces

Connection method	RJ45 socket
Transmission speed	10/100 MBit/s

PROFINET

Device function	PROFINET device
-----------------	-----------------

Power supply

Typical current consumption	310 mA
Max. current consumption	960 mA (460 mA + 500 mA analog power supply)
Supply voltage	24 V DC
Supply voltage range	19.2 V DC ... 30 V DC
Residual ripple	± 5 %
Power dissipation	max. 7.5 W

Fieldbus function

Amount of process data	max. 4096 Bit (INTERBUS)
	max. 32768 Bit (internal Modbus Client)
Number of supported devices	max. 128
Number of local bus devices that can be connected	max. 63 (observe current consumption)
Number of devices with parameter channel	max. 24
Number of supported branch terminals with remote bus branch	max. 3

Direct I/Os

Input name	Digital inputs
Number of inputs	8
Connection method	Inline potential distributor
Description of the input	EN 61131-2 type 1 NPN/PNP
Output name	Digital outputs
Number of outputs	4
Connection method	2, 3, 4-wire
Maximum output current per channel	500 mA
Without analog input	No
Number of inputs	2
Voltage input signal	0 V DC ... 10 V DC (Resolution: 11 bits)
Without analog output	No
Number of outputs	2
Voltage output signal	0 V DC ... 10 V DC (Resolution: 11 bits)
Without pulse direction output	No
Number of pulse direction outputs	2 (can be used as an alternative to pulse width modulation)

Controller - ILC 191 ME/AN - 2700074

Technical data

Direct I/Os

Output voltage	5 V
Limit frequency	150 kHz
Without counter input	yes

IEC 61131 runtime system

Programming tool	PC WORX / PC WORX EXPRESS
Program memory	1 Mbyte (86 K instructions (IL))
Mass storage	1 Mbyte
Retentive mass storage	48 kByte (NVRAM)
Number of control tasks	8
Realtime clock	Yes

General data

Processor	Altera Nios II 64 MHz
Diagnostics display	No

Standards and Regulations

Shock	25g, Criterion 1, according to IEC 60068-2-27
Vibration (storage/transport)	5g
Vibration (operation)	5g

Classifications

eCl@ss

eCl@ss 4.0	27250203
eCl@ss 4.1	27240601
eCl@ss 5.0	27242215
eCl@ss 5.1	27242207
eCl@ss 6.0	27242207
eCl@ss 7.0	27242207
eCl@ss 8.0	27242207
eCl@ss 9.0	27242207

ETIM

ETIM 2.0	EC000236
ETIM 3.0	EC000236
ETIM 4.0	EC000236
ETIM 5.0	EC000236

Controller - ILC 191 ME/AN - 2700074

Classifications

UNSPSC

UNSPSC 6.01	43172015
UNSPSC 7.0901	43201404
UNSPSC 11	43172018
UNSPSC 12.01	43201404
UNSPSC 13.2	43201404

Approvals

Approvals


Approvals


UL Listed / cUL Listed / EAC / cULus Listed

Ex Approvals


Approvals submitted

Approval details

UL Listed 

cUL Listed 

EAC

cULus Listed 

Компания «Life Electronics» занимается поставками электронных компонентов импортного и отечественного производства от производителей и со складов крупных дистрибьюторов Европы, Америки и Азии.

С конца 2013 года компания активно расширяет линейку поставок компонентов по направлению коаксиальный кабель, кварцевые генераторы и конденсаторы (керамические, пленочные, электролитические), за счёт заключения дистрибьюторских договоров

Мы предлагаем:

- Конкурентоспособные цены и скидки постоянным клиентам.
- Специальные условия для постоянных клиентов.
- Подбор аналогов.
- Поставку компонентов в любых объемах, удовлетворяющих вашим потребностям.
- Приемлемые сроки поставки, возможна ускоренная поставка.
- Доставку товара в любую точку России и стран СНГ.
- Комплексную поставку.
- Работу по проектам и поставку образцов.
- Формирование склада под заказчика.
- Сертификаты соответствия на поставляемую продукцию (по желанию клиента).
- Тестирование поставляемой продукции.
- Поставку компонентов, требующих военную и космическую приемку.
- Входной контроль качества.
- Наличие сертификата ISO.

В составе нашей компании организован Конструкторский отдел, призванный помогать разработчикам, и инженерам.

Конструкторский отдел помогает осуществить:

- Регистрацию проекта у производителя компонентов.
- Техническую поддержку проекта.
- Защиту от снятия компонента с производства.
- Оценку стоимости проекта по компонентам.
- Изготовление тестовой платы монтаж и пусконаладочные работы.



Тел: +7 (812) 336 43 04 (многоканальный)
Email: org@lifeelectronics.ru