


# NFC card reader expansion board based on ST25R3911B for STM32 and STM8 Nucleos



## Features

- On-board NFC card reader IC: ST25R3911B
- 47 mm x 34 mm, four turns, 13.56 MHz inductive antenna etched on PCB and associated tuning circuit
- Six general purpose LEDs
- ISO 18092 (NFCIP-1) active P2P
- ISO 14443A and ISO14443B
- ISO 15693
- FeliCa™
- VHBR
  - 6.8 Mbit/s AFE and PCD to PICC framing
  - 3.4 Mbit/s PICC to PCD framing
- Up to 1.4 W output power with differential antenna
- Possibility of driving two antennas in single ended configuration
- Inductive and capacitive wake-up
- Automatic antenna tuning system
- Transparent and Stream modes to implement MIFARE™ Classic compliant or other custom protocols
- Equipped with Arduino™ UNO R3 connector
- Free comprehensive development firmware library compatible with STM32Cube and samples for ST25R3911B
- Scalable solution for multiple board cascade
- FCC certified
- RoHS compliant

Product summary	
NFC card reader expansion board based on ST25R3911B for STM32 Nucleo	<a href="#">X-NUCLEO-NFC05A1</a>
NFC / HF RFID Reader IC	<a href="#">ST25R3911B</a>
High performance HF reader/NFC initiator IC software expansion for STM32Cube	<a href="#">X-CUBE-NFC05</a>

## Description

The X-NUCLEO-NFC05A1 is an NFC card reader expansion board based on the ST25R3911B.

The expansion board is configured to support ISO14443A/B, ISO15693, FeliCa™ and AP2P communication.

By default, a VHBR compatible matching is populated to achieve bit rates up to 3.4 Mbps.

The ST25R3911B manages frame coding and decoding in reader mode for standard applications, such as NFC, proximity and vicinity HF RFID standards.

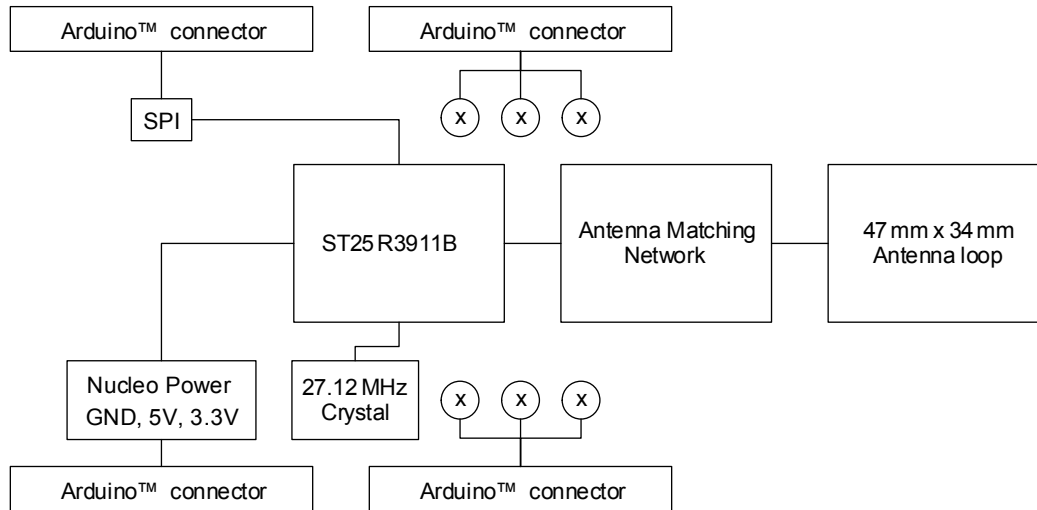
The ST25R3911B supports ISO/IEC 14443 Type A and B, ISO/IEC 15693 (single Subcarrier only) and ISO/IEC 18092 communication protocols. It also supports the detection, reading and writing of NFC Forum Type 1, 2, 3, 4 and 5 tags. It contains a low power capacitive sensor that can be used for ultra-low power wake-up without switching the reader field on.

Traditional inductive wake-up to select amplitude or phase measurement can be used as well.

Furthermore, the automatic antenna tuning (AAT) technology enables operations close to metallic parts and/or in changing environments.

# 1 Schematic diagrams

Figure 1. Functional block diagram



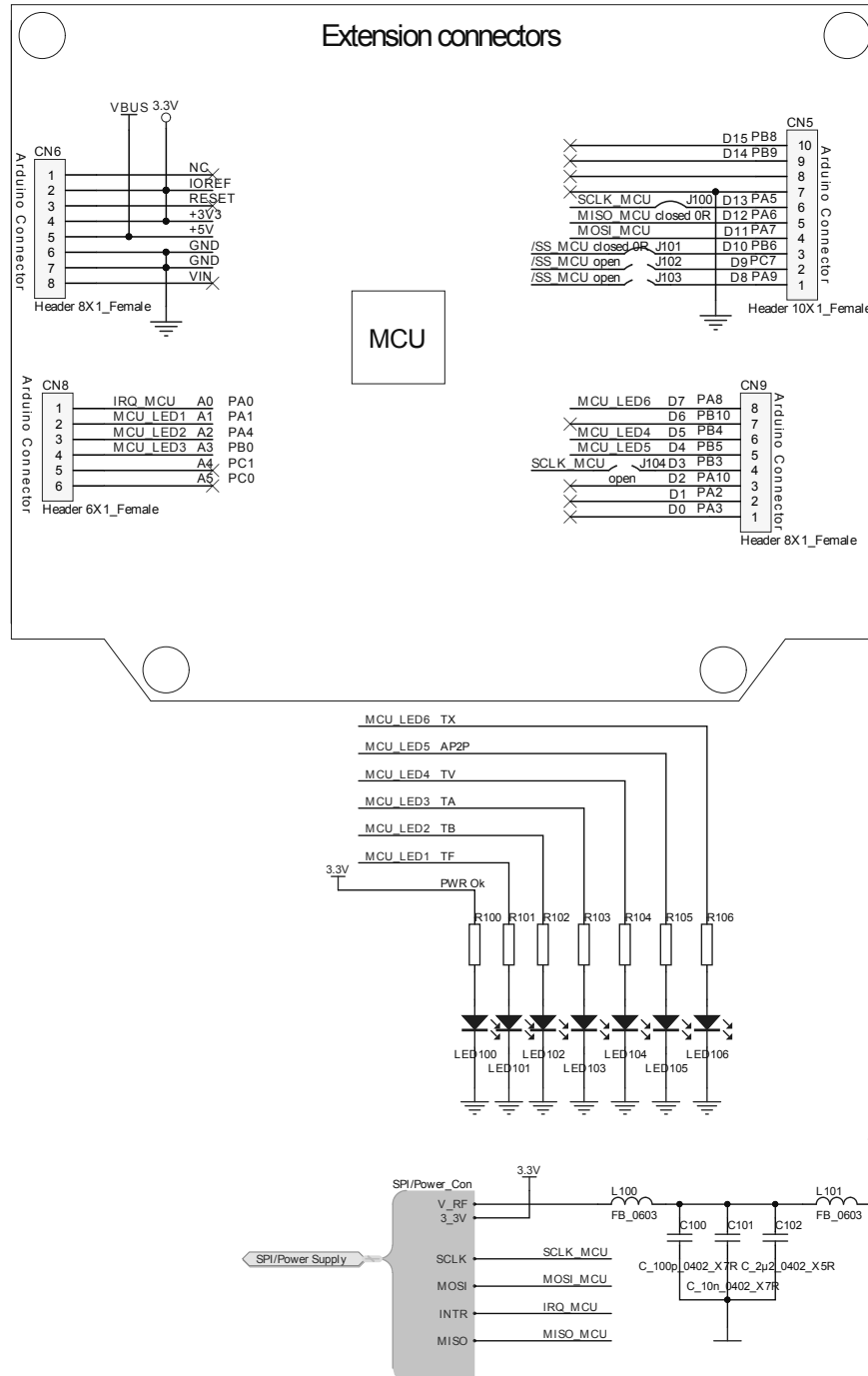
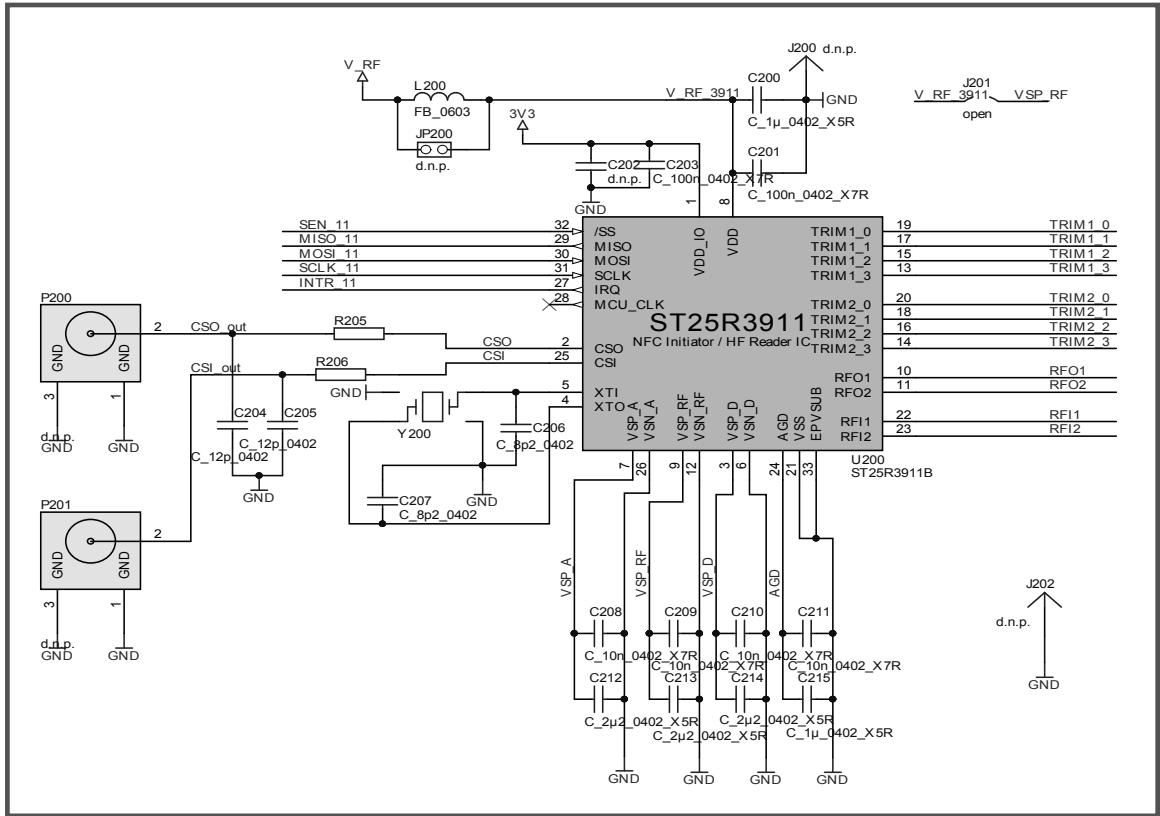
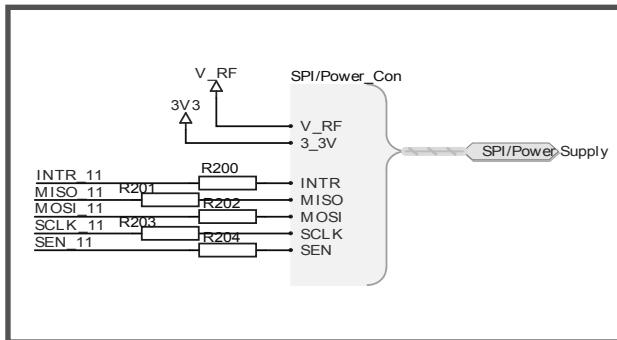
**Figure 2. X-NUCLEO-NFC05A1 evaluation board circuit schematic (1 of 3)**


Figure 3. X-NUCLEO-NFC05A1 evaluation board circuit schematic (2 of 3)

ST25R3911 NFC Initiator/HF Reader



Controller interface



Antenna connection

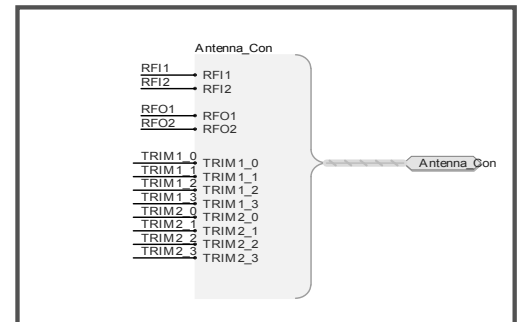
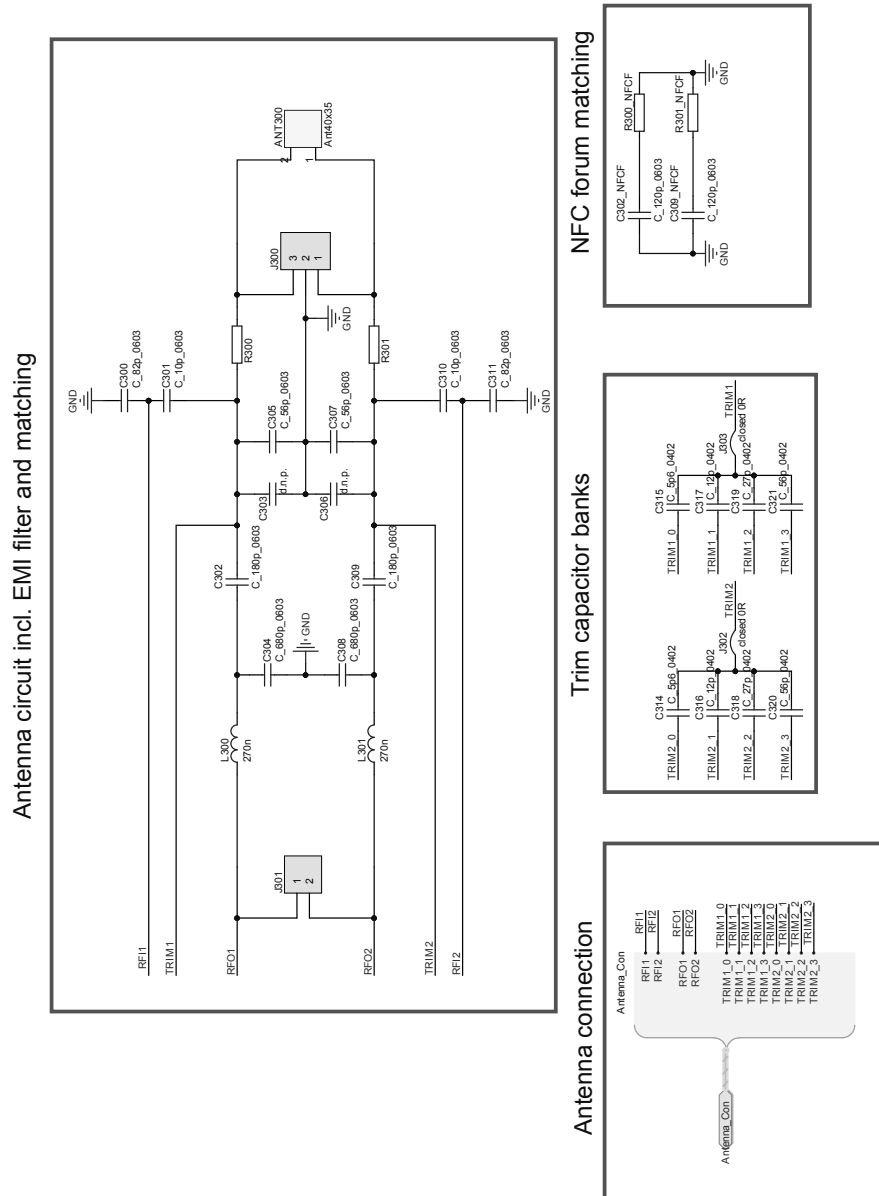


Figure 4. X-NUCLEO-NFC05A1 evaluation board circuit schematic (3 of 3)



## 2 Federal Communications Commission (FCC) and Industry Canada (IC) compliance statements

---

### 2.1 FCC Compliance Statement

#### 2.1.1 Part 15.19

This device complies with Part 15 of the FCC Rules. Operation is subject to the following two conditions: (1) this device may not cause harmful interference, and (2) this device must accept any interference received, including interference that may cause undesired operation.

#### 2.1.2 Part 15.21

Any changes or modifications to this equipment not expressly approved by STMicroelectronics may cause harmful interference and void the user's authority to operate this equipment.

#### 2.1.3 FCC ID

FCC ID: YCPNFC05A1

### 2.2 Formal notices required by the Industry Canada ("IC")

#### 2.2.1 Compliance statement

This device complies with Industry Canada licence-exempt RSS standard(s). Operation is subject to the following two conditions: (1) this device may not cause interference, and (2) this device must accept any interference, including interference that may cause undesired operation.

#### 2.2.2 Déclaration de conformité

Le présent appareil est conforme aux CNR d'Industrie Canada applicables aux appareils radio exempts de licence. L'exploitation est autorisée aux deux conditions suivantes: (1) l'appareil ne doit pas produire de brouillage, et (2) l'utilisateur de l'appareil doit accepter tout brouillage radioélectrique subi, même si le brouillage est susceptible d'en compromettre le fonctionnement.

#### 2.2.3 IC ID

IC ID: 8976A-NFC05A1

## Revision history

**Table 1. Document revision history**

Date	Version	Changes
14-Jul-2017	1	Initial release.
04-Dec-2018	2	Updated short description
26-Feb-2019	3	Fixed link in product summary table

## Contents

<b>1</b>	<b>Schematic diagrams</b>	<b>2</b>
<b>2</b>	<b>Federal Communications Commission (FCC) and Industry Canada (IC) compliance statements</b>	<b>6</b>
<b>2.1</b>	FCC Compliance Statement	6
<b>2.1.1</b>	Part 15.19	6
<b>2.1.2</b>	Part 15.21	6
<b>2.1.3</b>	FCC ID	6
<b>2.2</b>	Formal notices required by the Industry Canada (“IC”)	6
<b>2.2.1</b>	Compliance statement	6
<b>2.2.2</b>	Declaration de conformité	6
<b>2.2.3</b>	IC ID	6
	<b>Revision history</b>	<b>7</b>
	<b>Contents</b>	<b>8</b>
	<b>List of tables</b>	<b>9</b>
	<b>List of figures</b>	<b>10</b>



## List of tables

**Table 1.** Document revision history ..... 7

## List of figures

<b>Figure 1.</b>	Functional block diagram . . . . .	2
<b>Figure 2.</b>	X-NUCLEO-NFC05A1 evaluation board circuit schematic (1 of 3) . . . . .	3
<b>Figure 3.</b>	X-NUCLEO-NFC05A1 evaluation board circuit schematic (2 of 3) . . . . .	4
<b>Figure 4.</b>	X-NUCLEO-NFC05A1 evaluation board circuit schematic (3 of 3) . . . . .	5

**IMPORTANT NOTICE – PLEASE READ CAREFULLY**

STMicroelectronics NV and its subsidiaries (“ST”) reserve the right to make changes, corrections, enhancements, modifications, and improvements to ST products and/or to this document at any time without notice. Purchasers should obtain the latest relevant information on ST products before placing orders. ST products are sold pursuant to ST’s terms and conditions of sale in place at the time of order acknowledgement.

Purchasers are solely responsible for the choice, selection, and use of ST products and ST assumes no liability for application assistance or the design of Purchasers’ products.

No license, express or implied, to any intellectual property right is granted by ST herein.

Resale of ST products with provisions different from the information set forth herein shall void any warranty granted by ST for such product.

ST and the ST logo are trademarks of ST. All other product or service names are the property of their respective owners.

Information in this document supersedes and replaces information previously supplied in any prior versions of this document.

© 2019 STMicroelectronics – All rights reserved

Компания «Life Electronics» занимается поставками электронных компонентов импортного и отечественного производства от производителей и со складов крупных дистрибьюторов Европы, Америки и Азии.

С конца 2013 года компания активно расширяет линейку поставок компонентов по направлению коаксиальный кабель, кварцевые генераторы и конденсаторы (керамические, пленочные, электролитические), за счёт заключения дистрибьюторских договоров

Мы предлагаем:

- Конкурентоспособные цены и скидки постоянным клиентам.
- Специальные условия для постоянных клиентов.
- Подбор аналогов.
- Поставку компонентов в любых объемах, удовлетворяющих вашим потребностям.
- Приемлемые сроки поставки, возможна ускоренная поставка.
- Доставку товара в любую точку России и стран СНГ.
- Комплексную поставку.
- Работу по проектам и поставку образцов.
- Формирование склада под заказчика.
- Сертификаты соответствия на поставляемую продукцию (по желанию клиента).
- Тестирование поставляемой продукции.
- Поставку компонентов, требующих военную и космическую приемку.
- Входной контроль качества.
- Наличие сертификата ISO.

В составе нашей компании организован Конструкторский отдел, призванный помогать разработчикам, и инженерам.

Конструкторский отдел помогает осуществить:

- Регистрацию проекта у производителя компонентов.
- Техническую поддержку проекта.
- Защиту от снятия компонента с производства.
- Оценку стоимости проекта по компонентам.
- Изготовление тестовой платы монтаж и пусконаладочные работы.



Тел: +7 (812) 336 43 04 (многоканальный)  
Email: [org@lifeelectronics.ru](mailto:org@lifeelectronics.ru)