

**MATERIAL (RoHS COMPLIANT)**

**CAGE:**  
COPPER ALLOY

**PLATING OPTION 1:**  
100u" [2.54 um] MIN BRIGHT TIN  
PLATING OVER 50 u" [1.27 um]  
MIN NICKEL UNDERPLATE

**PLATING OPTION 2:**  
150 u" [3.81um] MIN NICKEL  
PLATING (NOT FOR SOLDER PINS.)

**PLATING OPTION 3:**  
100u" [2.54 um] MIN MATTE TIN  
PLATING OVER 50 u" [1.27 um]  
MIN NICKEL UNDERPLATE

**DUST COVER:**  
THERMOPLASTIC, COLOR BLACK

**PACKAGING:**  
TRAY PACKAGING

**TEMPERATURE RANGE:**  
-40 C TO 85 C

**OPTIONAL DUST COVER  
(SHIP LOOSE)**  
P/N U77-1110-8000

**AMPHENOL PART NUMBER CONFIGURATION**

U77-A X 1 1 X X X 0 X

**SFP**  
**CAGE**

**STYLE**  
**ONE ROW**

**NUMBER OF PORTS**  
2 = 2 PORTS  
4 = 4 PORTS  
6 = 6 PORTS

**CHASIS GROUNDING**  
**TAB GROUNDING**

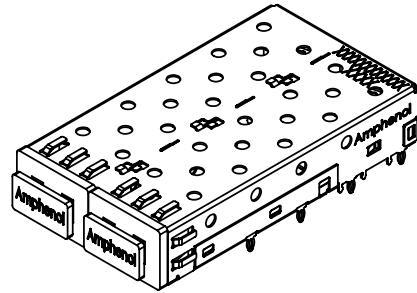
**HEAT SINK OPTION**  
**NO HEAT SINK**

- PACKAGING**  
1 = TRAY PACKAGING  
T = TAPE AND REEL PACKAGING
- OPTION 1**  
STANDARD
- OPTIONAL DUST COVER**  
0 = WITHOUT DUST COVER  
D = WITH DUST COVER (SHIP LOOSE)
- PLATING**  
1 = BRIGHT TIN  
2 = NICKEL  
3 = MATTE TIN
- MOUNTING**  
0 = STANDARD  
4 = REAR PRESS-FIT PINS

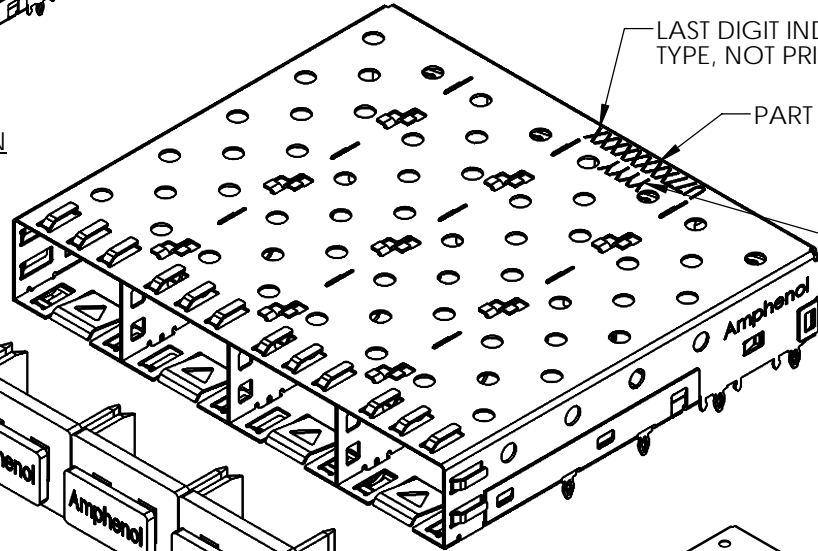
**DO NOT SCALE DRAWING**

THIS DOCUMENT CONTAINS PROPRIETARY INFORMATION AND SUCH INFORMATION MAY NOT BE DISCLOSED TO OTHERS FOR ANY PURPOSE OR USED FOR MANUFACTURING PUPOSES WITHOUT PERMISSION FROM AMPHENOL CANADA CORP.

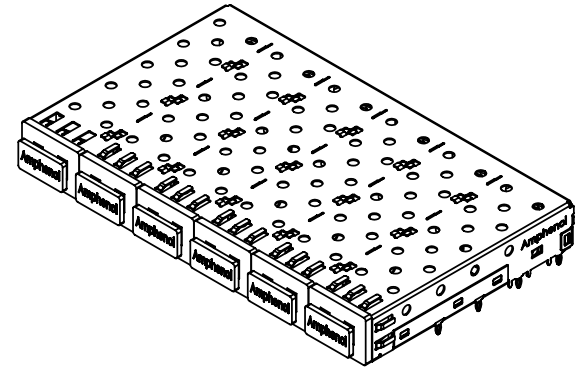
REVISIONS				
REV.	ECN	DESCRIPTION	DATE	APPROVED
C		PROPOSAL	01/05/2006	A.G.
D		UPDATED	JUL17/09	A.G.
E		CORRECT PLATING OPTIONS	DEC20/10	A.G.



P/N U77-A2110-XD0X SHOWN



P/N U77-A4110-XD0X SHOWN



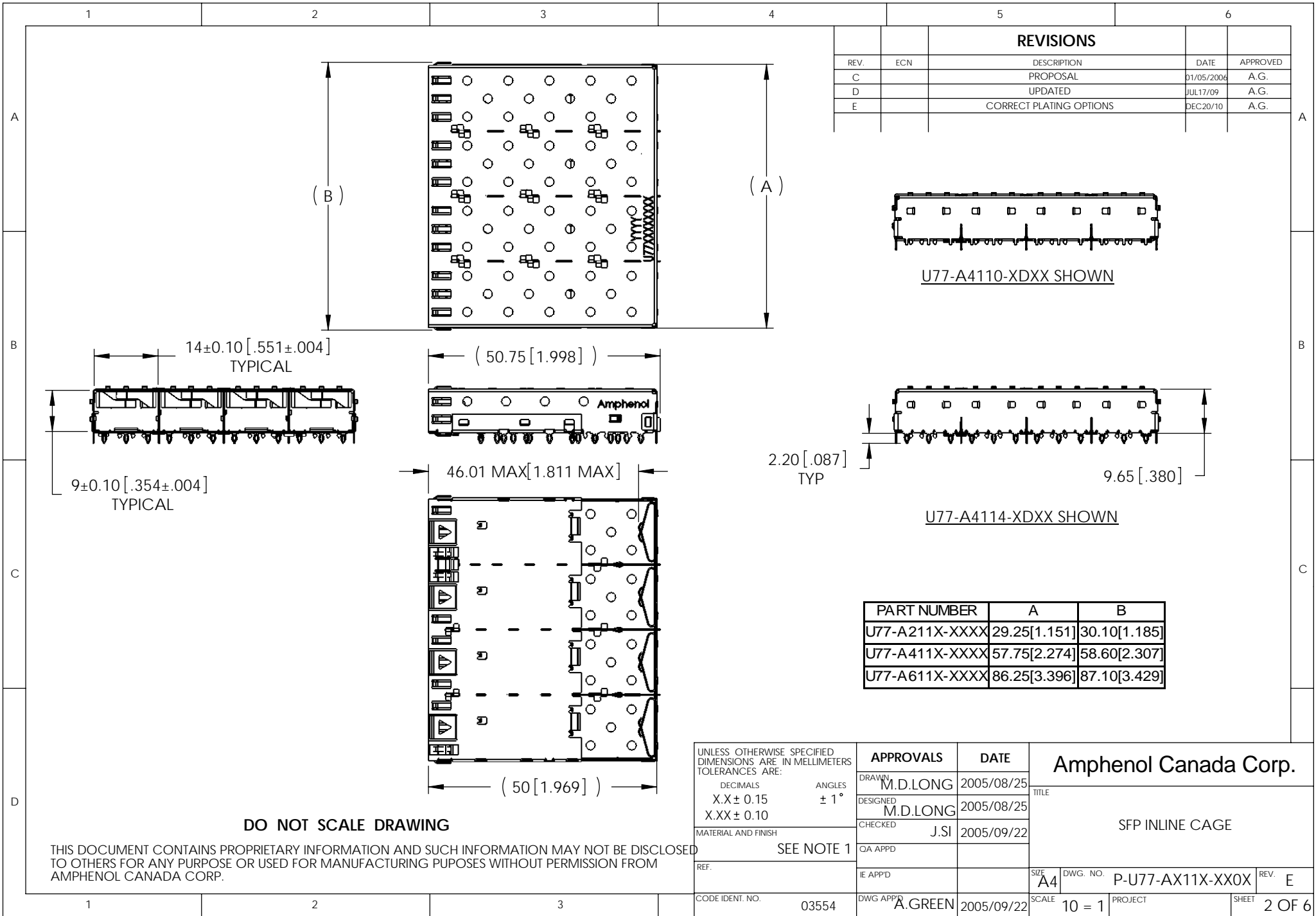
P/N U77-A6110-XD0X SHOWN

LAST DIGIT INDICATING PACKAGING TYPE, NOT PRINTED ON THE PART

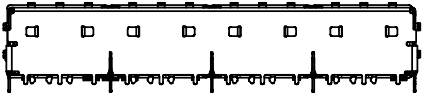
PART NUMBER

DATE CODE

UNLESS OTHERWISE SPECIFIED DIMENSIONS ARE IN MELLIMETERS TOLERANCES ARE:		<b>APPROVALS</b>		<b>DATE</b>		<b>Amphenol Canada Corp.</b>	
DECIMALS	ANGLES	DRAWN	M.D.LONG	2005/08/25	TITLE		
X.X ± 0.15	± 1°	DESIGNED	M.D.LONG	2005/08/25	SFP INLINE CAGE		SIZE A4 DWG. NO. P-U77-AX11X-XX0X REV. E
X.XX ± 0.10		CHECKED	J.SI	2005/09/22			
MATERIAL AND FINISH		QA APPD				SCALE 10 = 1 PROJECT SHEET 1 OF 6	
SEE NOTE 1		IE APPD					
REF.		DWG APPD		A.GREEN			
CODE IDENT. NO. 03554				2005/09/22			



REVISIONS				
REV.	ECN	DESCRIPTION	DATE	APPROVED
C		PROPOSAL	01/05/2006	A.G.
D		UPDATED	JUL17/09	A.G.
E		CORRECT PLATING OPTIONS	DEC20/10	A.G.



U77-A4110-XDXX SHOWN



U77-A4114-XDXX SHOWN

PART NUMBER	A	B
U77-A211X-XXXX	29.25[1.151]	30.10[1.185]
U77-A411X-XXXX	57.75[2.274]	58.60[2.307]
U77-A611X-XXXX	86.25[3.396]	87.10[3.429]

**DO NOT SCALE DRAWING**

THIS DOCUMENT CONTAINS PROPRIETARY INFORMATION AND SUCH INFORMATION MAY NOT BE DISCLOSED TO OTHERS FOR ANY PURPOSE OR USED FOR MANUFACTURING PUPOSES WITHOUT PERMISSION FROM AMPHENOL CANADA CORP.

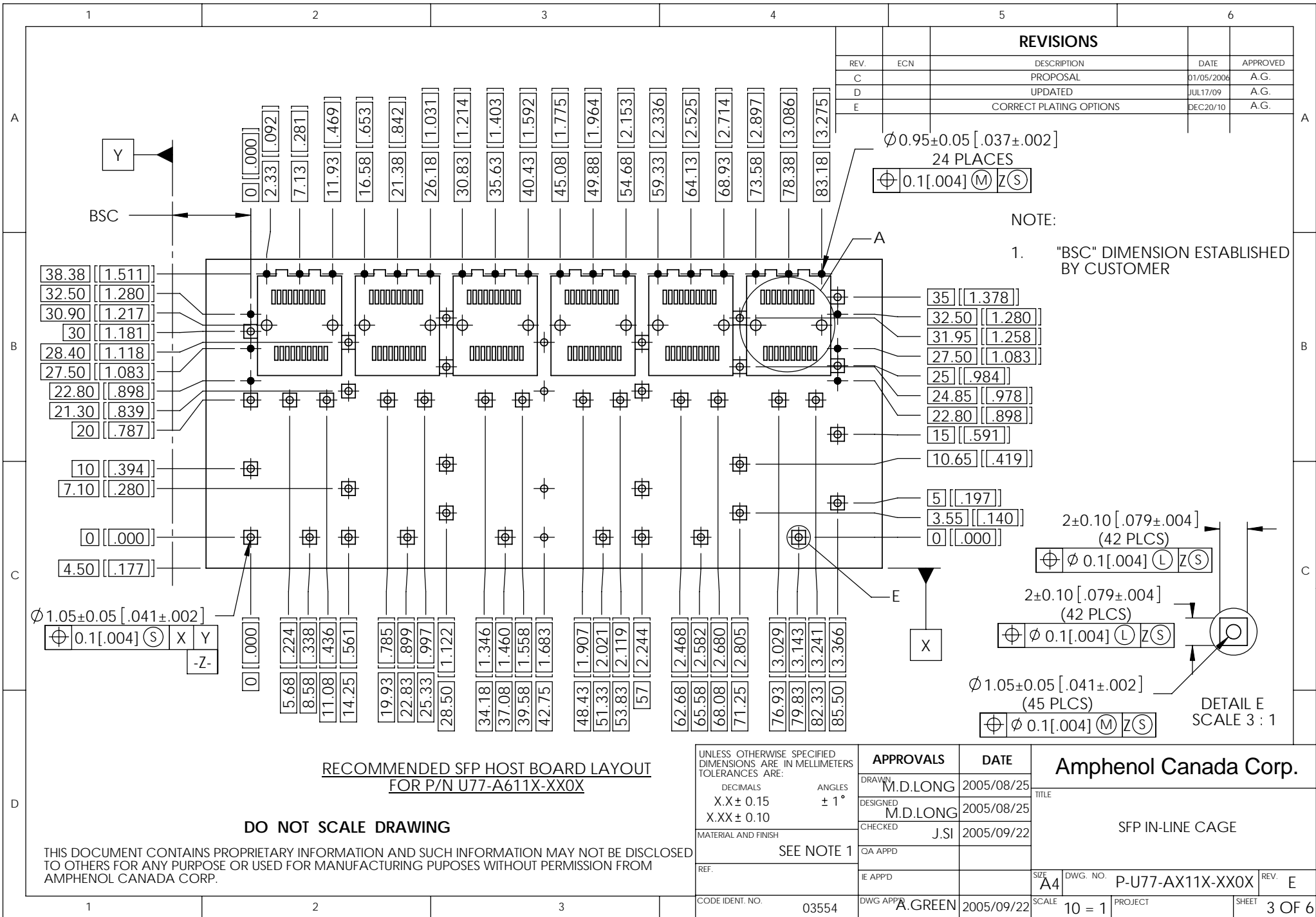
UNLESS OTHERWISE SPECIFIED DIMENSIONS ARE IN MELLIMETERS TOLERANCES ARE: DECIMALS X.X ± 0.15 X.XX ± 0.10 MATERIAL AND FINISH REF. CODE IDENT. NO.	<b>APPROVALS</b>		<b>DATE</b>	<b>Amphenol Canada Corp.</b>  TITLE SFP INLINE CAGE  SIZE <b>A4</b> DWG. NO. <b>P-U77-AX11X-XX0X</b> REV. <b>E</b> SCALE <b>10 = 1</b> PROJECT SHEET <b>2 OF 6</b>
	DRAWN	M.D.LONG	2005/08/25	
	DESIGNED	M.D.LONG	2005/08/25	
	CHECKED	J.SI	2005/09/22	
	QA APPD			
	IE APPD			
	DWG APPD	A.GREEN	2005/09/22	

SEE NOTE 1

03554

2005/09/22

SCALE 10 = 1 PROJECT SHEET 2 OF 6



REVISIONS				
REV.	ECN	DESCRIPTION	DATE	APPROVED
C		PROPOSAL	01/05/2006	A.G.
D		UPDATED	JUL17/09	A.G.
E		CORRECT PLATING OPTIONS	DEC20/10	A.G.

$\varnothing 0.95 \pm 0.05$  [.037 ± .002]  
 24 PLACES  
 $\varnothing 0.1$  [.004] (M) Z(S)

NOTE:  
 1. "BSC" DIMENSION ESTABLISHED BY CUSTOMER

35 [.1378]  
 32.50 [.1280]  
 31.95 [.1258]  
 27.50 [.1083]  
 25 [.984]  
 24.85 [.978]  
 22.80 [.898]  
 15 [.591]  
 10.65 [.419]  
 5 [.197]  
 3.55 [.140]  
 0 [.000]

$2 \pm 0.10$  [.079 ± .004] (42 PLCS)  
 $\varnothing 0.1$  [.004] (L) Z(S)  
 $2 \pm 0.10$  [.079 ± .004] (42 PLCS)  
 $\varnothing 0.1$  [.004] (L) Z(S)  
 $\varnothing 1.05 \pm 0.05$  [.041 ± .002] (45 PLCS)  
 $\varnothing 0.1$  [.004] (M) Z(S)  
 DETAIL E  
 SCALE 3 : 1

**RECOMMENDED SFP HOST BOARD LAYOUT  
 FOR P/N U77-A611X-XX0X**

**DO NOT SCALE DRAWING**

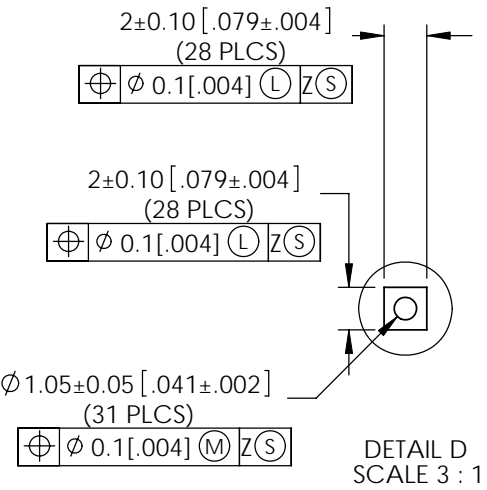
THIS DOCUMENT CONTAINS PROPRIETARY INFORMATION AND SUCH INFORMATION MAY NOT BE DISCLOSED TO OTHERS FOR ANY PURPOSE OR USED FOR MANUFACTURING PUPOSES WITHOUT PERMISSION FROM AMPHENOL CANADA CORP.

UNLESS OTHERWISE SPECIFIED DIMENSIONS ARE IN MILLIMETERS TOLERANCES ARE: DECIMALS X.X ± 0.15 ANGLES ± 1° X.XX ± 0.10		APPROVALS	DATE	Amphenol Canada Corp.	
MATERIAL AND FINISH SEE NOTE 1		DRAWN M.D.LONG	2005/08/25	TITLE	
REF.		DESIGNED M.D.LONG	2005/08/25	SFP IN-LINE CAGE	
CODE IDENT. NO. 03554		CHECKED J.SI	2005/09/22	SIZE A4 DWG. NO. P-U77-AX11X-XX0X REV. E	
		IE APPD		SCALE 10 = 1 PROJECT SHEET 3 OF 6	
		DWG APPD A.GREEN	2005/09/22		



REVISIONS				
REV.	ECN	DESCRIPTION	DATE	APPROVED
C		PROPOSAL	01/05/2006	A.G.
D		UPDATED	JUL17/09	A.G.
E		CORRECT PLATING OPTIONS	DEC20/10	A.G.

NOTE:  
1. "BSC" DIMENSION ESTABLISHED BY CUSTOMER

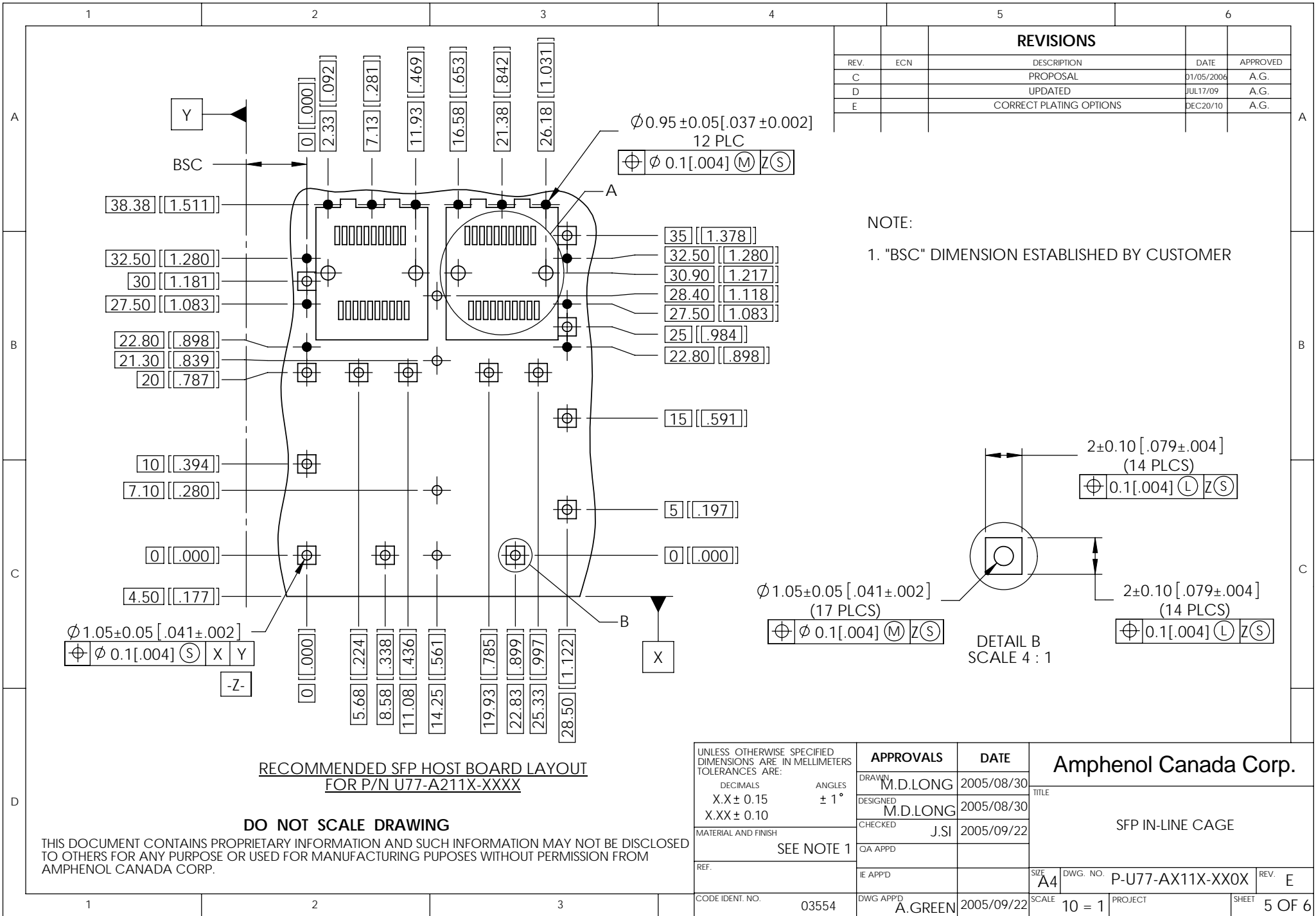


**RECOMMENDED SFP HOST BOARD LAYOUT  
FOR P/N U77-A411X-XXXX**

**DO NOT SCALE DRAWING**

THIS DOCUMENT CONTAINS PROPRIETARY INFORMATION AND SUCH INFORMATION MAY NOT BE DISCLOSED TO OTHERS FOR ANY PURPOSE OR USED FOR MANUFACTURING PUPOSES WITHOUT PERMISSION FROM AMPHENOL CANADA CORP.

UNLESS OTHERWISE SPECIFIED DIMENSIONS ARE IN MELLIMETERS TOLERANCES ARE: DECIMALS ANGLES X.X ± 0.15 ± 1° X.XX ± 0.10		<b>APPROVALS</b>		<b>DATE</b>		<b>Amphenol Canada Corp.</b>	
MATERIAL AND FINISH SEE NOTE 1		DRAWN M.D.LONG		2005/08/25			
REF.		DESIGNED M.D.LONG		2005/08/25		SIZE A4 DWG. NO. P-U77-AX11X-XX0X REV. E	
CODE IDENT. NO. 03554		CHECKED J.SI		2005/09/22			
		QA APPD					
		IE APPD					
		DWG APPD A.GREEN		2005/09/22			



UNLESS OTHERWISE SPECIFIED DIMENSIONS ARE IN MILLIMETERS TOLERANCES ARE:		<b>APPROVALS</b>		<b>DATE</b>		<b>Amphenol Canada Corp.</b>	
DECIMALS	ANGLES	DRAWN	M.D.LONG	2005/08/30	TITLE		
X.X ± 0.15	± 1°	DESIGNED	M.D.LONG	2005/08/30	SFP IN-LINE CAGE		SIZE <b>A4</b>
X.XX ± 0.10		CHECKED	J.SI	2005/09/22			
MATERIAL AND FINISH		QA APPD				SCALE	10 = 1
SEE NOTE 1		IE APPD				PROJECT	
REF.		DWG APPD		A.GREEN	2005/09/22	SHEET	5 OF 6
CODE IDENT. NO.	03554						

REVISIONS				
REV.	ECN	DESCRIPTION	DATE	APPROVED
C		PROPOSAL	01/05/2006	A.G.
D		UPDATED	JUL17/09	A.G.
E		CORRECT PLATING OPTIONS	DEC20/10	A.G.



DETAIL A  
SCALE 3 : 1



SECTION C-C  
SCALE 1 : 1

PART NUMBER	C
U77-A211X-XXXX	29.5[1.161]
U77-A411X-XXXX	58.0[2.283]
U77-A611X-XXXX	86.5[3.406]

RECOMMENDED BEZEL DESIGN

**DO NOT SCALE DRAWING**

THIS DOCUMENT CONTAINS PROPRIETARY INFORMATION AND SUCH INFORMATION MAY NOT BE DISCLOSED TO OTHERS FOR ANY PURPOSE OR USED FOR MANUFACTURING PUPOSES WITHOUT PERMISSION FROM AMPHENOL CANADA CORP.

UNLESS OTHERWISE SPECIFIED DIMENSIONS ARE IN MELLIMETERS TOLERANCES ARE:		<b>APPROVALS</b>		<b>DATE</b>	<b>Amphenol Canada Corp.</b>  SFP IN-LINE CAGE
DECIMALS	ANGLES	DRAWN	M.D.LONG	2005/08/25	
X.X ± 0.15	± 1°	DESIGNED	M.D.LONG	2005/08/25	
X.XX ± 0.10		CHECKED	J.SI	2005/09/22	
MATERIAL AND FINISH		QA APPD			
SEE NOTE 1		IE APPD			SIZE <b>A4</b>
REF.		DWG APPD	A.GREEN	2005/09/22	DWG. NO. <b>P-U77-AX11X-XX0X</b>
CODE IDENT. NO.	03554	SCALE	10 = 1	PROJECT	REV. <b>E</b>
				SHEET	6 OF 6

Компания «Life Electronics» занимается поставками электронных компонентов импортного и отечественного производства от производителей и со складов крупных дистрибьюторов Европы, Америки и Азии.

С конца 2013 года компания активно расширяет линейку поставок компонентов по направлению коаксиальный кабель, кварцевые генераторы и конденсаторы (керамические, пленочные, электролитические), за счёт заключения дистрибьюторских договоров

Мы предлагаем:

- Конкуренспособные цены и скидки постоянным клиентам.
- Специальные условия для постоянных клиентов.
- Подбор аналогов.
- Поставку компонентов в любых объемах, удовлетворяющих вашим потребностям.
- Приемлемые сроки поставки, возможна ускоренная поставка.
- Доставку товара в любую точку России и стран СНГ.
- Комплексную поставку.
- Работу по проектам и поставку образцов.
- Формирование склада под заказчика.
- Сертификаты соответствия на поставляемую продукцию (по желанию клиента).
- Тестирование поставляемой продукции.
- Поставку компонентов, требующих военную и космическую приемку.
- Входной контроль качества.
- Наличие сертификата ISO.

В составе нашей компании организован Конструкторский отдел, призванный помогать разработчикам, и инженерам.

Конструкторский отдел помогает осуществить:

- Регистрацию проекта у производителя компонентов.
- Техническую поддержку проекта.
- Защиту от снятия компонента с производства.
- Оценку стоимости проекта по компонентам.
- Изготовление тестовой платы монтаж и пусконаладочные работы.



Тел: +7 (812) 336 43 04 (многоканальный)

Email: [org@lifeelectronics.ru](mailto:org@lifeelectronics.ru)