

3M™ Mini D Ribbon (MDR) Cable Assembly

.050" Twisted Pair Digital Transmission System - 26 to 26 Position

4926-01XX



- .050" MDR differential signal transmission interconnect
- Flexible twisted pair round cable with overall braid/foil shield
- Ribbon-type contact for reliable repetitive plugging/unplugging
- Quick release latches
- RoHS* compliant

Date Modified: May 12, 2006

TS-0758-06
Sheet 1 of 3

Physical

Connector Contact Plating

Wiping Area: Wiping Area: 30 μ " [0.76 μ m] Min. Gold
Shell Material: Acrylonitrile Butadiene Styrene (ABC)
Cable Color: Beige
Cable Jacket Material: Polyvinyl Chloride (PVC)
Flammability: AWM VW-1
Shell Color: Beige

Electrical

Voltage Rating: 30 V
Current Rating: 1 A
Insulation Resistance: $> 5 \times 10^8 \Omega$ at 500 Vdc
Withstanding Voltage: 500 Vrms for 1 minute
Twisted Pairs
Characteristic Impedance: 100 Ω
Conductor: 28 AWG Stranded

Environmental

Temperature Rating: -20°C to +75°C
Flammability Rating: N.E.C. 725, CL2

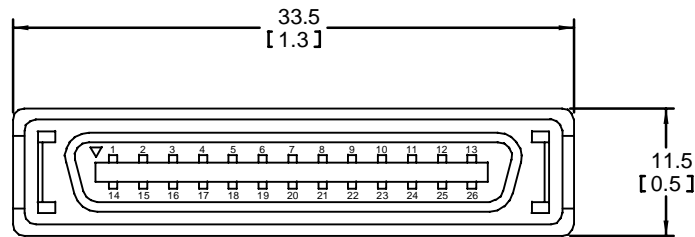
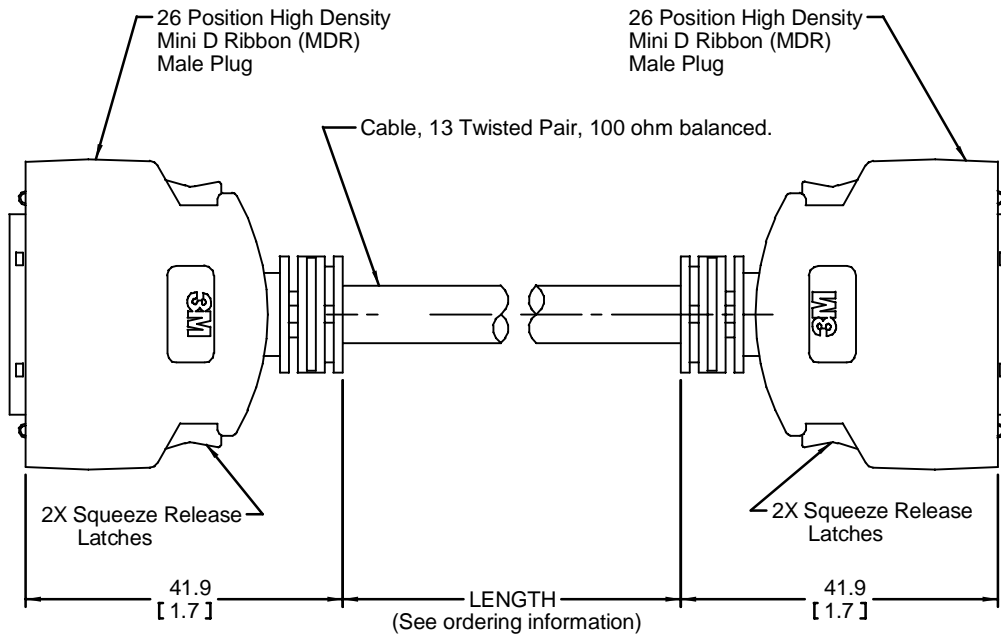
*RoHS = Directive 2002/95/EC, Restriction of the Use of Certain Hazardous Substances in Electrical and Electronic Equipment
"RoHS compliant" means that the product or part does not contain any of the following substances in excess of the following maximum concentration values in any homogeneous material, unless the substance is in an application that is exempt under RoHS: (a) 0.1% (by weight) for lead, mercury, hexavalent chromium, polybrominated biphenyls or polybrominated diphenyl ethers; or (b) 0.01% (by weight) for cadmium. Unless otherwise stated by 3M in writing, this information represents 3M's knowledge and belief based upon information provided by third party suppliers to 3M.

UL File No.: E86982

3M™ Mini D Ribbon (MDR) Cable Assembly

.050" Twisted Pair Digital Transmission System - 26 to 26 Position

4926-01XX



MDR 26 Position Plug
(Both Ends)

mm
[Inch]

Tolerance Unless Noted		
	0.0	0.00
mm	± .1	± .10

[] Dimensions for Reference only

Assembly Length Tolerance

Cable Length:
0.5 to 1.5 meters -0 + .05 meters
2 to 10 meters -0 +3% of length



Ordering Information

4926-01XX

Length
01 = 1 meter
02 = 2 meter
03 = 3 meter
05 = 5 meter
24 = 2 ft. (Special order)

Note: Call 3M for details on custom polarizing keys for receptacle and plugs.

TS-0758-06
Sheet 2 of 3

3M™ Mini D Ribbon (MDR) Cable Assembly

.050" Twisted Pair Digital Transmission System - 26 to 26 Position

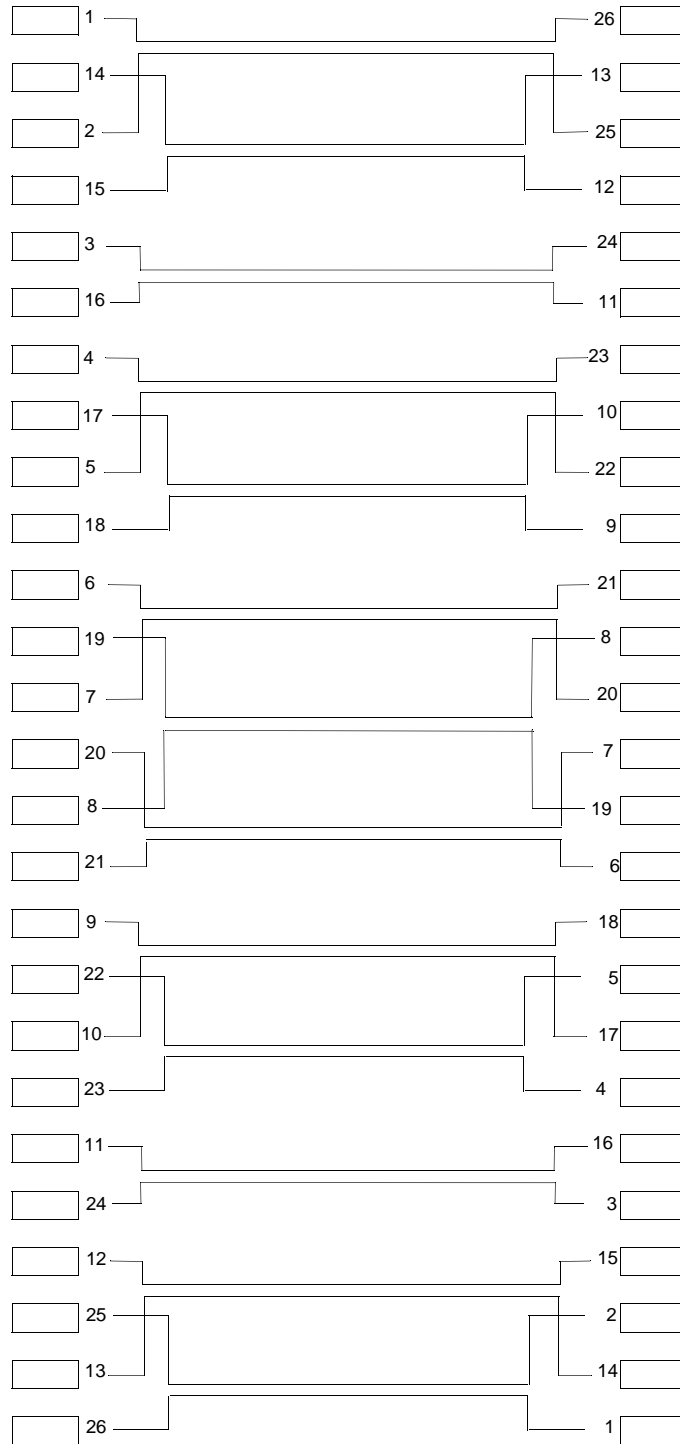
4926-01XX

MDR 26 Position, Pinout P26-7 / F26-7, Version 3644B/26 Cable (Note: Cable assembly is reversible)


Transmitter (Host)
3M MDR SMT Receptacle

Cable Assembly

Receiver (Monitor)
3M MDR SMT Receptacle



Symbols Key:


100 ohm balanced
twisted pair

TS-0758-06
Sheet 3 of 3

Important Notice

All statements, technical information, and recommendations related to 3M's products are based on information believed to be reliable, but the accuracy or completeness is not guaranteed. Before using this product, you must evaluate it and determine if it is suitable for your intended application. You assume all risks and liability associated with such use. Any statements related to the product which are not contained in 3M's current publications, or any contrary statements contained on your purchase order shall have no force or effect unless expressly agreed upon, in writing, by an authorized officer of 3M.



3M Electronics

6801 River Place Blvd.
Austin, TX 78726-9000
800/225-5373
www.3M.com/electronics

Warranty; Limited Remedy; Limited Liability.

This product will be free from defects in material and manufacture for a period of one (1) year from the time of purchase. **3M MAKES NO OTHER WARRANTIES INCLUDING, BUT NOT LIMITED TO, ANY IMPLIED WARRANTY OF MERCHANTABILITY OR FITNESS FOR A PARTICULAR PURPOSE.** If this product is defective within the warranty period stated above, your exclusive remedy shall be, at 3M's option, to replace or repair the 3M product or refund the purchase price of the 3M product. **Except where prohibited by law, 3M will not be liable for any indirect, special, incidental or consequential loss or damage arising from this 3M product, regardless of the legal theory asserted.**



*Minimum 10%
Post-Consumer Fiber*

Printed in USA.

© 3M 2006

Компания «Life Electronics» занимается поставками электронных компонентов импортного и отечественного производства от производителей и со складов крупных дистрибьюторов Европы, Америки и Азии.

С конца 2013 года компания активно расширяет линейку поставок компонентов по направлению коаксиальный кабель, кварцевые генераторы и конденсаторы (керамические, пленочные, электролитические), за счёт заключения дистрибьюторских договоров

Мы предлагаем:

- Конкурентоспособные цены и скидки постоянным клиентам.
- Специальные условия для постоянных клиентов.
- Подбор аналогов.
- Поставку компонентов в любых объемах, удовлетворяющих вашим потребностям.
- Приемлемые сроки поставки, возможна ускоренная поставка.
- Доставку товара в любую точку России и стран СНГ.
- Комплексную поставку.
- Работу по проектам и поставку образцов.
- Формирование склада под заказчика.
- Сертификаты соответствия на поставляемую продукцию (по желанию клиента).
- Тестирование поставляемой продукции.
- Поставку компонентов, требующих военную и космическую приемку.
- Входной контроль качества.
- Наличие сертификата ISO.

В составе нашей компании организован Конструкторский отдел, призванный помогать разработчикам, и инженерам.

Конструкторский отдел помогает осуществить:

- Регистрацию проекта у производителя компонентов.
- Техническую поддержку проекта.
- Защиту от снятия компонента с производства.
- Оценку стоимости проекта по компонентам.
- Изготовление тестовой платы монтаж и пусконаладочные работы.



Тел: +7 (812) 336 43 04 (многоканальный)
Email: org@lifeelectronics.ru