

Advantages of a Full Featured 700 Series Relay

Since the launch of the 700 series relays in 2000, this product line has continuously evolved both functionally and visually. The 700 series product line has the perfect mix of historical Magnecraft relay quality combined with a dynamic arsenal of options. When mated with the Magnecraft sockets and accessories, these RoHs compliant relays provide a complete modular system that will meet all your plug-in relay requirements in a package that is both visually appealing and functionally outstanding.

- Offers a “one stop solution” for your power management system.
- Several Contact configurations and materials to meet your individual needs.
- Plug-In switching capabilities from 10 mA to 20 Amps.
- Several Feature Code and Operation combinations available for all budgets.
- Ejector clips, ribbed relay housings and space-saving sockets allow for easy removal from crowded DIN rails.
- Color and appearance designed for high visibility in all environments.
- Wiring diagrams include NEMA and IEC standards.
- Engineering availability allows for customized relay solutions.



Removable Lock-Down Door

When Activated, Locks Push Button and Contacts in the Powered Position.

Color-Coded Push Button


Allows Manual Operation of Relay.
AC Coils Red or DC Coils Blue.

Finger Grip Cover

Easy Removal of Relay from Socket.

Gold Flashed Contacts

Prevents Premature Oxidation and Increases Shelf-life.



Contact Viewing Window

Shows Position of Contacts.

Isolated Input and Output Terminals

Separates Control Circuits from Load Circuits.



Slim Design

Minimizes Space on DIN Rail.

Module Compatible

Allows for Optional Protection or LED Modules to be Used With Sockets.



2-Way Side or DIN Rail Mounting System

Retrofits Existing Panel Mounting and 35mm DIN Rail.


The Complete System Solution!

Flag Indicator
Shows Relay Status in Manual or Powered Condition.



Bi-Polar LED Status Lamp
Shows Coil "ON" or "OFF" Status.

I.D. Tag/Write-On Plastic Label
Used for Identification of Relays in Multi-Relay Circuits.



Mating Hold-Down Clip Available
Safely Secures Relay to Socket.



Finger-Safe
Protects Operators from Live Circuits.

I.D. Tag/Write-On Plastic Label
Used to Match Wire Identification Tags with Socket Connections.

Internal Coil Bus Jumper System
Allows Connection to Adjacent Sockets Without Additional Wiring.



Advantages of a Plain Cover 700 Series Relay

The Plain Cover Super Series relays support budget minded applications with premium performance. Maintaining the same ratings and internal components as the Full Feature Series; the Plain Cover Series perform as well as premium relays while maintaining low costs by offering several option configurations.

- Offers a “one stop solution” for your power management system.
- Several Contact configurations and materials to meet your individual needs.
- Plug-In switching capabilities from 10 mA to 20 Amps.
- Several Feature Code and Operation combinations available for all budgets.
- Ejector clips, ribbed relay housings and space-saving sockets allow for easy removal from crowded DIN rails.
- Color and appearance designed for high visibility in all environments.
- Wiring diagrams include NEMA and IEC standards.
- Engineering availability allows for customized relay solutions.



Contact Viewing Window
Shows Position of Contacts.

Finger Grip Cover
Easy Removal of Relay from Socket.

Gold Flashed Contacts
Prevents Premature Oxidation and Increases Shelf-life.

Isolated Input and Output Terminals
Separates Control Circuits from Load Circuits.



Slim Design
Minimizes Space on DIN Rail.

Module Compatible
Allows for Optional Protection or LED Modules to be Used With Sockets.



2-Way Side or DIN Rail Mounting System
Retrofits Existing Panel Mounting and 35mm DIN Rail.

The Complete System Solution!


Flag Indicator
Shows Relay Status in Manual or Powered Condition.




Optional Bi-Polar LED Status Lamp
Shows Coil "ON" or "OFF" Status.

I.D. Tag/Write-On Plastic Label
Used for Identification of Relays in Multi-Relay Circuits.

Mating Hold-Down Clip Available
Safely Secures Relay to Socket.



Finger-Safe
Protects Operators from Live Circuits.



783 Ice Cube Relays/3PDT, 15 Amp Rating (DC & AC)



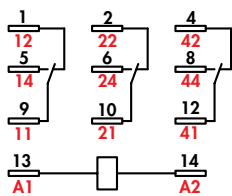
General Specifications (UL 508)

Contact Characteristics		Units	783XCX
Number and type of Contacts			3PDT
Contact materials			Silver Alloy
Thermal (Carrying) Current		A	15
Maximum Switching Voltage		V	300
Switching Current @ Voltage	~	Resistive	15A @ 120V 50/60Hz
	~	Resistive	12A @ 277V 50/60Hz
	⋮	Resistive	12A @ 28V
	~	HP	1/2 @ 120VAC
	~	HP	3/4 @ 250 VAC
Minimum Switching Requirement		Pilot Duty	B300
		mA	100 @ 5VDC (.5W)
Coil Characteristics			
Voltage Range	~	V	6...240
	⋮	V	6...125
Operating Range	~	% of Nominal	85% to 110%
	⋮	% of Nominal	80% to 110%
Average consumption	~	VA	1.5
Drop-out voltage threshold	⋮	W	1.4
	~	% of Nominal	15%
	⋮	% of Nominal	10%
Performance Characteristics			
Electrical Life (UL508)	Operations @ Rated Current	(Resistive)	200,000
Mechanical Life	Unpowered		10,000,000
Operating time (response time)		ms	20
Dielectric strength	Between coil and contact	~	V(rms) 2500
	Between poles	~	V(rms) 2500
	Between contacts	~	V(rms) 1500
Environment			
Product certifications	Standard version		UL, CSA, CE
Ambient air temperature around the device	Storage	°C	-40...+85
	Operation	°C	-40...+55
Vibration resistance	Operational	g-n	3, 10 - 55 Hz
Shock resistance		g-n	10
Degree of protection			IP 40
Weight		grams	60

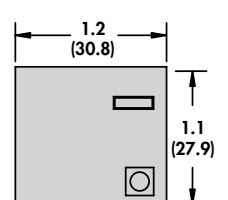
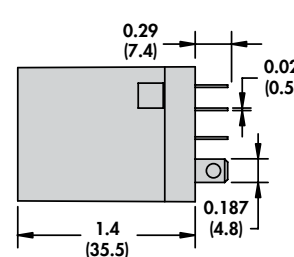
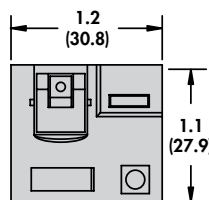
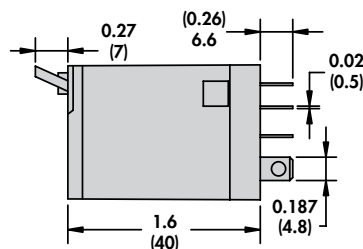
783XCX

Full Featured Dimensions

Plain Cover Dimensions



Wiring Diagram Bottom View





Full Featured



Plain Cover

Standard Part Numbers

BOLD-FACED PART NUMBERS ARE NORMALLY STOCKED

Nominal Voltage	Coil Resistance	3PDT Part Number (Full Feature) 15 Amp	3PDT Part Number (Plain Cover) 15 Amp
AC Operated			
6 VAC 50/60 Hz	6 Ohms	783XCXM4L-6A	783XCXC-6A
12 VAC 50/60 Hz	25.3 Ohms	783XCXM4L-12A	783XCXC-12A
24 VAC 50/60 Hz	103 Ohms	783XCXM4L-24A	783XCXC-24A
120 VAC 50/60 Hz	2770 Ohms	783XCXM4L-120A	783XCXC-120A
220-230 VAC 50/60 Hz	10800 Ohms	783XCXM4L-220/230A	783XCXC-220/230A
240 VAC 50/60 Hz	12100 Ohms	783XCXM4L-240A	783XCXC-240A
DC Operated			
6 VDC	25 Ohms	783XCXM4L-6D	783XCXC-6D
12 VDC	100 Ohms	783XCXM4L-12D	783XCXC-12D
24 VDC	400 Ohms	783XCXM4L-24D	783XCXC-24D
48 VDC	1600 Ohms	783XCXM4L-48D	783XCXC-48D
110-125 VDC	8600 Ohms	783XCXM4L-110/125D	783XCXC-110/125D

Custom Relay Part Number Builder

Series	Contact Configuration	Cover Options	Terminal Style	Feature Options	Coil Voltage
783	XCX	Full Feature = No Code Plain Cover = C	Plug In = No Code PC terminal = T	Side Push Button = M Locking Push Button = M4 Bi-Polar LED = L	240A VAC = 6 - 240A VDC = 6 - 125D

Relay Adapters



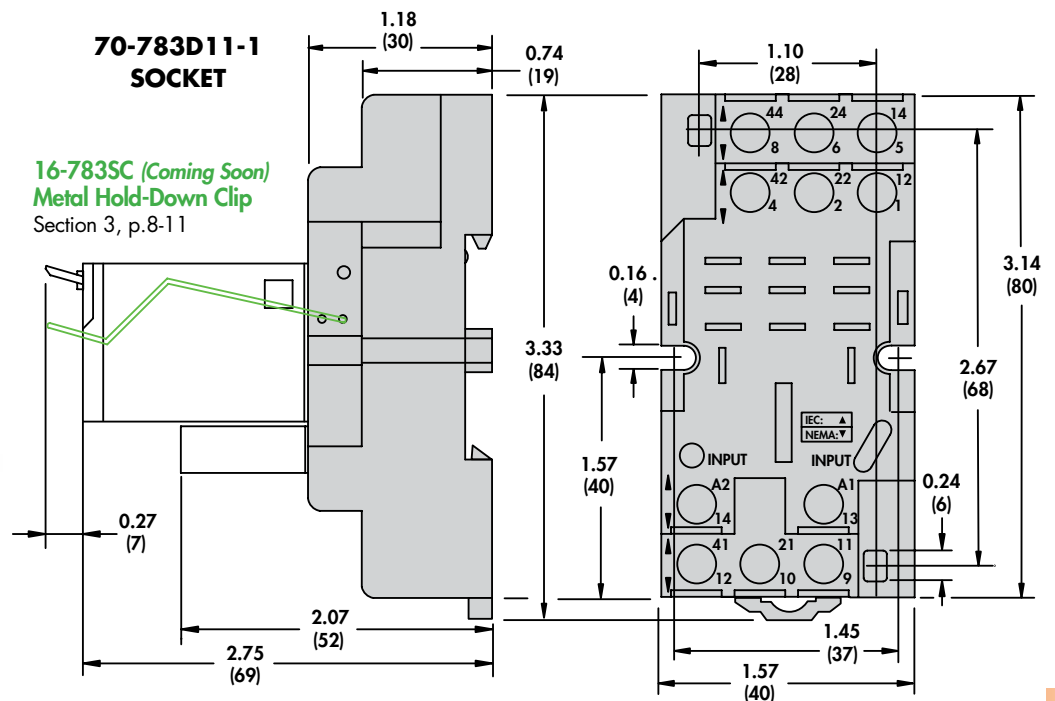
16-783C1

Section 3, p.14-16



16-783C

Section 3, p.14-16



16-783SC (Coming Soon)
Metal Hold-Down Clip
Section 3, p.8-11

Компания «Life Electronics» занимается поставками электронных компонентов импортного и отечественного производства от производителей и со складов крупных дистрибьюторов Европы, Америки и Азии.

С конца 2013 года компания активно расширяет линейку поставок компонентов по направлению коаксиальный кабель, кварцевые генераторы и конденсаторы (керамические, пленочные, электролитические), за счёт заключения дистрибьюторских договоров

Мы предлагаем:

- Конкурентоспособные цены и скидки постоянным клиентам.
- Специальные условия для постоянных клиентов.
- Подбор аналогов.
- Поставку компонентов в любых объемах, удовлетворяющих вашим потребностям.
- Приемлемые сроки поставки, возможна ускоренная поставка.
- Доставку товара в любую точку России и стран СНГ.
- Комплексную поставку.
- Работу по проектам и поставку образцов.
- Формирование склада под заказчика.
- Сертификаты соответствия на поставляемую продукцию (по желанию клиента).
- Тестирование поставляемой продукции.
- Поставку компонентов, требующих военную и космическую приемку.
- Входной контроль качества.
- Наличие сертификата ISO.

В составе нашей компании организован Конструкторский отдел, призванный помогать разработчикам, и инженерам.

Конструкторский отдел помогает осуществить:

- Регистрацию проекта у производителя компонентов.
- Техническую поддержку проекта.
- Защиту от снятия компонента с производства.
- Оценку стоимости проекта по компонентам.
- Изготовление тестовой платы монтаж и пусконаладочные работы.



Тел: +7 (812) 336 43 04 (многоканальный)
Email: org@lifeelectronics.ru