


PT 4X1-12DC-ST

Order No.: 2838319


The illustration shows version PT 4x1- 5 DC-ST



<http://eshop.phoenixcontact.de/phoenix/treeViewClick.do?UID=2838319>


Protective plug PT with protective circuit for 4 conductors of signal circuits grounded on one side. Nominal voltage: 12 V DC



Commercial data	
GTIN (EAN)	 4 017918 182700
sales group	J204
Pack	10 pcs.
Customs tariff	85363010
Catalog page information	Page 87 (TT-2009)

Product notes

WEEE/RoHS-compliant since:
08/18/2006



<http://www.download.phoenixcontact.com>
Please note that the data given here has been taken from the online catalog. For comprehensive information and data, please refer to the user documentation. The General Terms and Conditions of Use apply to Internet downloads.

Technical data

General	
Housing material	PA 6.6
Inflammability class acc. to UL 94	V0
Color	black

Standards for air and creepage distances	VDE 0110-1
	IEC 60664-1: 1992-10
Total surge current (8/20) μ s	20 kA
Ambient temperature (operation)	-40 °C ... 85 °C
Mounting type	On base element
Design	DIN rail module, two-section, divisible
Degree of protection	IP20
Direction of action	Line-Line & Line-Signal Ground/Shield & optional Signal Ground/ Shield-Earth Ground
Arrester can be tested with CHECKMASTER from software version:	From SW rev. 1.00
Width	17.70 mm
Height	52.00 mm
Length	45.00 mm
Pitch unit	1 Div.
Protective circuit	
IEC category	C1
	C2
	C3
	D1
VDE requirement class	C1
	C2
	C3
	D1
Nominal voltage U_N	12 V DC
Maximum continuous operating voltage U_C	13 V DC
	9 V AC
Maximum continuous voltage U_C (wire-ground)	13 V DC
	9 V AC
Nominal current I_N	300 mA (45°C)
Operating effective current I_C at U_C	$\leq 5 \mu$ A
Ground conductor current I_{PE}	$\leq 1 \mu$ A (BE: 4x1+F)
	$\leq 20 \mu$ A (Directly grounded)
Nominal discharge surge current I_n (8/20) μ s (Core-Earth)	10 kA
Total surge current (8/20) μ s	20 kA

Max. discharge surge current I_{max} (8/20) μs maximum (Core-Earth)	10 kA
Nominal pulse current I_{an} (10/1000) μs (Core-Earth)	67 A
Lightning test current (10/350) μs , peak value I_{imp}	2.5 kA (per path)
Output voltage limitation at 1 kV/ μs (Core-Earth) spike	≤ 23 V
Output voltage limitation at 1 kV/ μs (Core-Earth) static	≤ 18 V
Residual voltage at I_n , (conductor-ground)	≤ 18 V
Protection level U_p (Core-Earth)	≤ 65 V (C2 (10 kV/5 kA))
Response time t_A (Core-Earth)	≤ 1 ns
Input attenuation aE, asym.	0.5 dB (≤ 600 kHz)
Cut-off frequency f_g (3 dB), asym. (PE) in 50 Ohm system	Typ. 3 MHz
Capacity (Core-Earth)	3 nF
Resistance in series	4.7 Ω (Path 1-2/5-6) 4.7 Ω (Path 7-8, 11-12)
Surge carrying capacity in acc. with IEC 61643-21 (Core-Earth)	C2 (10 kV/5 kA) D1 (2.5 kA)

Connection data

Type of connection	Screw connection (in connection with the base element)
Connection type IN	PLUGTRAB plug-in system
Connection type OUT	PLUGTRAB plug-in system
Screw thread	M3
Tightening torque	0.8 Nm
Stripping length	8 mm
Conductor cross section stranded min.	0.2 mm ²
Conductor cross section stranded max.	2.5 mm ²
Conductor cross section solid min.	0.2 mm ²
Conductor cross section solid max.	4 mm ²
Conductor cross section AWG/kcmil min.	24
Conductor cross section AWG/kcmil max	12

Connection, protective circuit

Standards/regulations	IEC 61643-21
-----------------------	--------------

	DIN EN 61643-21
	UL 497B

Certificates / Approvals



Certification: GOST, UL Listed
 Certification Ex: CUL-EX LIS, UL-EX LIS

Accessories

Item	Designation	Description
Marking		
0811228	X-PEN 0,35	Marker pen without ink cartridge, for manual labeling of markers, labeling extremely wipe-proof, line thickness 0.35 mm
0814717	ZBF 15:SO/CMS	Zack strip, flat, 10-section, divisible, special printing, marking according to customer requirements
0808671	ZBF 5,LGS:FORTL.ZAHLEN	Zack marker strip, flat, printed horizontally: 10-section, with the numbers 1 - 10, 11 - 20, and so on up to 491 - 500, color: white
0810821	ZBF 5,LGS:GERADE ZAHLEN	Zack marker strip, flat, printed horizontally: 10-section, with even numbers, printed with the numbers: 2-20, 22-40, etc. up to 82-100
0810863	ZBF 5,LGS:UNGERADE ZAHLEN	Zack strip, flat, printed horizontally: 10-section, with odd numbers, printed with the numbers: 1-19, 21-39 etc. up to 81-99
0808697	ZBF 5,QR:FORTL.ZAHLEN	Zack marker strip, flat, printed vertically: 10-section, with the numbers 1 - 10, 11 - 20, and so on up to 91 - 100, color: white
0808668	ZBF 5/WH-100:UNBEDRUCKT	Zack strip, flat, unprinted: 10-section, for individual labeling with M-PEN or ZBF-T, large batch, sufficient for labeling 1000 terminal blocks, color: white
0808642	ZBF 5:UNBEDRUCKT	Zack strip, flat, unprinted: 10-section, for individual labeling with M-PEN or ZBF-T, sufficient for 100 terminal blocks, color: white
0800763	ZBN 18:SO/CMS	Marker labels, 5-section, special printing, labeled according to customer requirements (Please specify the required marking with order), for terminal width: 17.5 mm, color: White
2809128	ZBN 18:UNBEDRUCKT	Unprinted marker labels, strips with 5 labels for individual labeling with M-PEN or CMS system, for terminal block width: 17.5 mm, color: White

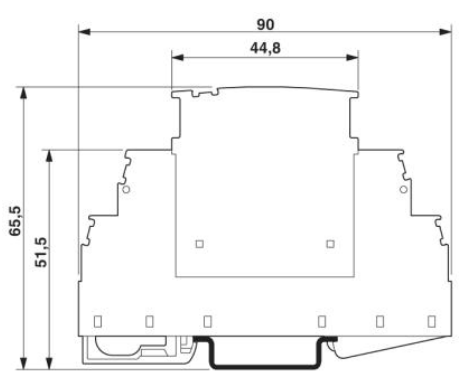
Additional products

Item	Designation	Description
Assembly		
2839295	SSA 3-6	shield fast connections for conductor diameter 3 - 6 mm. Potential connection cable: 200 mm, black
2839512	SSA 5-10	Shield fast connection for conductor diameters 5 - 10 mm. Potential connection cable: 200 mm, black

General		
2839376	PT 4X1+F-BE	Base element for protective plug PT with protective circuit for 4 signal wires, with gas-filled surge arrester between the connections 3-4 (GND) and 9-10, for mounting on NS 35/7.5 and NS 35/15, housing width: 17.5 mm
2839363	PT 4X1-BE	Base element for protective plug PT with protective circuit for 4 conductors of signal circuits grounded on one side, with bridge between the connections 3-4 (GND) and 9-10, for mounting on NS 35/7.5 and NS 35/15, housing width: 17.5 mm

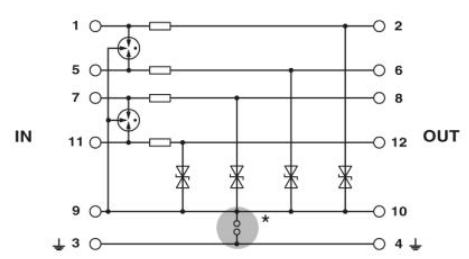
Diagrams/Drawings

Dimensioned drawing



The figure shows the complete module consisting of a base element and connector

Circuit diagram



Address

PHOENIX CONTACT Deutschland GmbH
Flachsmarktstr. 8
32825 Blomberg, Germany
Phone +49 5235 3 12000
Fax +49 5235 3 41200
<http://www.phoenixcontact.de>



© 2010 Phoenix Contact
Technical modifications reserved;

Компания «Life Electronics» занимается поставками электронных компонентов импортного и отечественного производства от производителей и со складов крупных дистрибьюторов Европы, Америки и Азии.

С конца 2013 года компания активно расширяет линейку поставок компонентов по направлению коаксиальный кабель, кварцевые генераторы и конденсаторы (керамические, пленочные, электролитические), за счёт заключения дистрибьюторских договоров

Мы предлагаем:

- Конкуренеспособные цены и скидки постоянным клиентам.
- Специальные условия для постоянных клиентов.
- Подбор аналогов.
- Поставку компонентов в любых объемах, удовлетворяющих вашим потребностям.
- Приемлемые сроки поставки, возможна ускоренная поставка.
- Доставку товара в любую точку России и стран СНГ.
- Комплексную поставку.
- Работу по проектам и поставку образцов.
- Формирование склада под заказчика.
- Сертификаты соответствия на поставляемую продукцию (по желанию клиента).
- Тестирование поставляемой продукции.
- Поставку компонентов, требующих военную и космическую приемку.
- Входной контроль качества.
- Наличие сертификата ISO.

В составе нашей компании организован Конструкторский отдел, призванный помогать разработчикам, и инженерам.

Конструкторский отдел помогает осуществить:

- Регистрацию проекта у производителя компонентов.
- Техническую поддержку проекта.
- Защиту от снятия компонента с производства.
- Оценку стоимости проекта по компонентам.
- Изготовление тестовой платы монтаж и пусконаладочные работы.



Тел: +7 (812) 336 43 04 (многоканальный)
Email: org@lifeelectronics.ru