

## Bus coupler - AXL BK PN - 2688019

Please be informed that the data shown in this PDF Document is generated from our Online Catalog. Please find the complete data in the user's documentation. Our General Terms of Use for Downloads are valid (<http://phoenixcontact.com/download>)



Axioline bus coupler for PROFINET (including bus base module and connector)

### Product description

The bus coupler links a PROFINET network with the Axioline system.

Up to 63 Axioline devices can be connected at any point to an existing PROFINET system using the bus coupler.

For startup tests you can put the Axioline station into operation independent of the higher-level network either using the service interface or an Ethernet port at the bus coupler.

### Product Features

- ✓ Up to 63 additional Axioline devices can be connected
- ✓ Firmware can be updated
- ✓ Minimum cycle time of PROFINET for RT is 250  $\mu$ s
- ✓ Diagnostic and status indicators
- ✓ Runtime in bus coupler is negligible (almost 0  $\mu$ s)
- ✓ PROFINET RT
- ✓ Typical cycle time of the Axioline system bus is around 10  $\mu$ s
- ✓ 2 RJ45 connections (with integrated switch)
- ✓ Module replacement without software



### Key commercial data

Packing unit	1 pc
Weight per Piece (excluding packing)	200.0 GRM
Custom tariff number	85389091
Country of origin	Germany

### Technical data

#### Dimensions

Width	40 mm
Height	123.6 mm

# Bus coupler - AXL BK PN - 2688019

## Technical data

### Dimensions

Depth	75 mm
Note on dimensions	The depth is valid when a TH 35-7.5 DIN rail is used (according to EN 60715).

### Ambient conditions

Ambient temperature (operation)	-25 °C ... 60 °C
Ambient temperature (storage/transport)	-40 °C ... 85 °C
Permissible humidity (operation)	5 % ... 95 % (according to DIN EN 61131-2)
Permissible humidity (storage/transport)	5 % ... 95 % (according to DIN EN 61131-2)
Air pressure (operation)	70 kPa ... 106 kPa (up to 3000 m above sea level)
Air pressure (storage/transport)	70 kPa ... 106 kPa (up to 3000 m above sea level)
Degree of protection	IP20

### Connection data

Designation	Axioline F connector
Connection method	Push-in technology
Conductor cross section solid min.	0.2 mm <sup>2</sup>
Conductor cross section solid max.	1.5 mm <sup>2</sup>
Conductor cross section stranded min.	0.2 mm <sup>2</sup>
Conductor cross section stranded max.	1.5 mm <sup>2</sup>
Conductor cross section AWG/kcmil min.	24
Conductor cross section AWG/kcmil max	16

### General

Weight	173 g
Note on weight specifications	with connector
Mounting type	DIN rail
Protection class	III, IEC 61140, EN 61140, VDE 0140-1
Conformance with EMC directives	Noise immunity test in accordance with EN 61000-6-2 Electrostatic discharge (ESD) EN 61000-4-2/IEC 61000-4-2 Criterion B; 6 kV contact discharge, 8 kV air discharge
	Noise immunity test in accordance with EN 61000-6-2 Electromagnetic fields EN 61000-4-3/IEC 61000-4-3 Criterion A; Field intensity: 10 V/m
	Noise immunity test in accordance with EN 61000-6-2 Fast transients (burst) EN 61000-4-4/IEC 61000-4-4 Criterion B, 2 kV
	Noise immunity test in accordance with EN 61000-6-2 Transient surge voltage (surge) EN 61000-4-5/IEC 61000-4-5 Criterion B; DC supply lines: ±0.5 kV/±0.5 kV (symmetrical/asymmetrical); fieldbus cable shield: ±1 kV
	Noise immunity test in accordance with EN 61000-6-2 Conducted interference EN 61000-4-6/IEC 61000-4-6 Criterion A; Test voltage 10 V
	Noise emission test according to EN 61000-6-3 Radio interference properties EN 55022 Class B

# Bus coupler - AXL BK PN - 2688019

## Technical data

### General

Mechanical tests	Vibration resistance in acc. with EN 60068-2-6/IEC 60068-2-6 5g
	Shock in acc. with EN 60068-2-27/IEC 60068-2-27 25g, 11 ms period, half-sine shock pulse
	Continuous shock according to EN 60068-2-27/IEC 60068-2-27 10g

### Interfaces

Fieldbus system	PROFINET
Designation	PROFINET
Connection method	RJ45 socket, auto negotiation and autocrossing
Transmission speed	100 MBit/s (Full duplex)
Transmission physics	Ethernet in RJ45 twisted pair
Fieldbus system	Lokalbus
Designation	Axioline F local bus
Connection method	Connection for bus base module
Transmission speed	100 MBit/s
Designation	Service
Connection method	IFS-USB-PROG-ADAPTER

### System limits of the bus coupler

Amount of process data	1485 Byte (for each data direction)
Number of supported devices	max. 63 (per station)
Number of local bus devices that can be connected	max. 63

### Power supply for module electronics

Current consumption	max. 600 mA (from $U_{BK}$ )
Power loss	typ. 2 W ((without I/Os))

### Axioline potentials

Supply of communications power $U_L$	24 V DC
Current consumption from $U_L$	typ. 86 mA (without I/Os and $U_L = 24$ V)
	max. 600 mA (with 2 A at $U_{Bus}$ for the I/Os and $U_L = 24$ V)
	max. 750 mA (with 2 A load at $U_{Bus}$ for the I/Os and $U_L = 19$ V)
Communications power $U_{Bus}$	5 V DC (via bus base module)
Current supply at $U_{Bus}$	2 A

### Digital inputs

Connection method	Push-in connection
-------------------	--------------------

# Bus coupler - AXL BK PN - 2688019

## Classifications

### eCl@ss

eCl@ss 4.0	27240490
eCl@ss 4.1	27240490
eCl@ss 5.0	27242208
eCl@ss 5.1	27242608
eCl@ss 6.0	27242608
eCl@ss 7.0	27242608
eCl@ss 8.0	27242608

### ETIM

ETIM 3.0	EC001604
ETIM 4.0	EC001604
ETIM 5.0	EC001604

### UNSPSC

UNSPSC 6.01	43172015
UNSPSC 7.0901	43201404
UNSPSC 11	39121311
UNSPSC 12.01	39121311
UNSPSC 13.2	39121311

## Approvals

### Approvals

---

Approvals

UL Listed / cUL Listed / PROFIBUS / cULus Listed

---


Ex Approvals

---

Approvals submitted

---

### Approval details

UL Listed 
---

# Bus coupler - AXL BK PN - 2688019

## Approvals

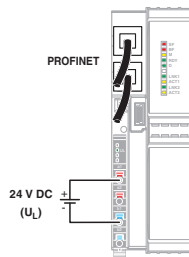
cUL Listed

PROFIBUS

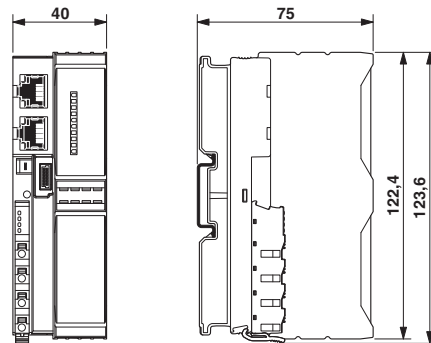
cULus Listed

## Drawings

Connection diagram



Dimensioned drawing



Компания «Life Electronics» занимается поставками электронных компонентов импортного и отечественного производства от производителей и со складов крупных дистрибьюторов Европы, Америки и Азии.

С конца 2013 года компания активно расширяет линейку поставок компонентов по направлению коаксиальный кабель, кварцевые генераторы и конденсаторы (керамические, пленочные, электролитические), за счёт заключения дистрибьюторских договоров

Мы предлагаем:

- Конкурентоспособные цены и скидки постоянным клиентам.
- Специальные условия для постоянных клиентов.
- Подбор аналогов.
- Поставку компонентов в любых объемах, удовлетворяющих вашим потребностям.
- Приемлемые сроки поставки, возможна ускоренная поставка.
- Доставку товара в любую точку России и стран СНГ.
- Комплексную поставку.
- Работу по проектам и поставку образцов.
- Формирование склада под заказчика.
- Сертификаты соответствия на поставляемую продукцию (по желанию клиента).
- Тестирование поставляемой продукции.
- Поставку компонентов, требующих военную и космическую приемку.
- Входной контроль качества.
- Наличие сертификата ISO.

В составе нашей компании организован Конструкторский отдел, призванный помогать разработчикам, и инженерам.

Конструкторский отдел помогает осуществить:

- Регистрацию проекта у производителя компонентов.
- Техническую поддержку проекта.
- Защиту от снятия компонента с производства.
- Оценку стоимости проекта по компонентам.
- Изготовление тестовой платы монтаж и пусконаладочные работы.



Тел: +7 (812) 336 43 04 (многоканальный)

Email: [org@lifeelectronics.ru](mailto:org@lifeelectronics.ru)