

## Panel feed-through terminal block - PW 4-POT-SCM - 3056938

Please be informed that the data shown in this PDF Document is generated from our Online Catalog. Please find the complete data in the user's documentation. Our General Terms of Use for Downloads are valid (<http://download.phoenixcontact.com>)



Panel feed-through terminal block, Connection method: Push-in connection, Slip-on connection, Load current : 18 A, Cross section: 0.2 mm<sup>2</sup> - 4 mm<sup>2</sup>, AWG 24 - 12, Width: 8.1 mm, Color: gray

### Product Features

- Easy grouping with engagement pin versions
- Tool-free wiring of conductors with ferrules or solid conductors from 0.34 mm<sup>2</sup>
- User-friendly push-in connection
- Molded versions ensure maximum tightness of seal
- The integrated latch allows you to release connected conductors with any type of tool



### Key commercial data

Packing unit	1 1
Minimum order quantity	50 1
Weight per Piece (excluding packing)	7.6 GRM
Custom tariff number	85369010
Country of origin	China

### Technical data

#### General

Number of levels	1
Number of connections	2
Color	gray
Insulating material	PA
Inflammability class according to UL 94	V0
Maximum load current	20 A
Rated surge voltage	8 kV
Pollution degree	3
Surge voltage category	III

# Panel feed-through terminal block - PW 4-POT-SCM - 3056938

## Technical data

### General

Insulating material group	I
Connection in acc. with standard	IEC 60947-7-1
Nominal current $I_N$	18 A
Nominal voltage $U_N$	800 V
Open side panel	nein
Number of positions	1

### Dimensions

Width	8.1 mm
-------	--------

### Connection data

Connection side	Outside
Connection method	Push-in connection
Conductor cross section solid min.	0.2 mm <sup>2</sup>
Conductor cross section solid max.	4 mm <sup>2</sup>
Conductor cross section stranded min.	0.2 mm <sup>2</sup>
Conductor cross section stranded max.	6 mm <sup>2</sup>
Conductor cross section AWG/kcmil min.	24
Conductor cross section AWG/kcmil max	12
Conductor cross section stranded, with ferrule without plastic sleeve min.	0.25 mm <sup>2</sup>
Conductor cross section stranded, with ferrule without plastic sleeve max.	6 mm <sup>2</sup>
Conductor cross section stranded, with ferrule with plastic sleeve min.	0.25 mm <sup>2</sup>
Conductor cross section stranded, with ferrule with plastic sleeve max.	4 mm <sup>2</sup>
2 conductors with same cross section, stranded, TWIN ferrules with plastic sleeve, min.	0.5 mm <sup>2</sup>
2 conductors with same cross section, stranded, TWIN ferrules with plastic sleeve, max.	1 mm <sup>2</sup>
Stripping length	10 mm
Internal cylindrical gage	A4
Connection side	Inside
Connection method	Slip-on connection
Slip-on connection	6.3 x 0.8 mm

## Classifications

### eCl@ss

eCl@ss 4.0	27141131
eCl@ss 4.1	27141131
eCl@ss 5.0	27141134

# Panel feed-through terminal block - PW 4-POT-SCM - 3056938

## Classifications

### eCl@ss

eCl@ss 5.1	27141134
eCl@ss 6.0	27141134
eCl@ss 7.0	27141134
eCl@ss 8.0	27141134

### ETIM

ETIM 4.0	EC001283
ETIM 5.0	EC001283

### UNSPSC

UNSPSC 6.01	30211811
UNSPSC 7.0901	39121410
UNSPSC 11	39121410
UNSPSC 12.01	39121410
UNSPSC 13.2	39121410

## Approvals

### Approvals

---

#### Approvals

UL Recognized / CSA

---


#### Ex Approvals

---

Approvals submitted


---

### Approval details

UL Recognized 			
	B	C	D
mm <sup>2</sup> /AWG/kcmil	24-10	24-10	24-10
Nominal current I <sub>N</sub>	30 A	30 A	5 A
Nominal voltage U <sub>N</sub>	300 V	300 V	600 V

## Panel feed-through terminal block - PW 4-POT-SCM - 3056938

### Approvals

CSA 			
	B	C	D
mm <sup>2</sup> /AWG/kcmil	24-10	24-10	24-10
Nominal current I <sub>N</sub>	30 A	30 A	5 A
Nominal voltage U <sub>N</sub>	300 V	300 V	600 V

### Accessories

#### Accessories

#### Bridge

Insertion bridge - EB 2- 8 - 0202154



Insertion bridge, Number of positions: 2, Color: gray

Insertion bridge - EB 3- 8 - 0202141



Insertion bridge, Number of positions: 3, Color: gray

Insertion bridge - EB 10- 8 - 0202138



Insertion bridge, Number of positions: 10, Color: gray

#### Labeled terminal marker

## Panel feed-through terminal block - PW 4-POT-SCM - 3056938

### Accessories

#### Zack marker strip - ZB 8 CUS - 0825011



Zack marker strip, Can be ordered: Strip, white, Labeled according to customer specifications, Mounting type: Snap into tall marker groove, For terminal block width: 8.2 mm, Lettering field: 10.5 x 8.15 mm

---

#### Marker for terminal blocks - UC-TMF 8 CUS - 0824654



Marker for terminal blocks, Can be ordered: By sheet, white, Labeled according to customer specifications, Mounting type: Snap into flat marker groove, For terminal block width: 8.2 mm, Lettering field: 7.6 x 5.1 mm

---

#### Marker for terminal blocks - UC-TM 8 CUS - 0824597



Marker for terminal blocks, Can be ordered: By sheet, white, Labeled according to customer specifications, Mounting type: Snap into tall marker groove, For terminal block width: 8.2 mm, Lettering field: 7.6 x 10.5 mm

---

#### Zack Marker strip, flat - ZBF 8 CUS - 0825030



Zack Marker strip, flat, Can be ordered: Strip, white, Labeled according to customer specifications, Mounting type: Snap into flat marker groove, For terminal block width: 8 mm, Lettering field: 5.15 x 8.15 mm

---

### Screwdriver tools

#### Screwdriver - SZF 1-0,6X3,5 - 1204517



Actuation tool, for ST terminal blocks, also suitable for use as a bladed screwdriver, size: 0.6 x 3.5 x 100 mm, 2-component grip, with non-slip grip

## Panel feed-through terminal block - PW 4-POT-SCM - 3056938

### Accessories

#### Terminal marking

##### Marker for terminal blocks - TMT (EX9,5)R - 0828295



Marker for terminal blocks, Roll, white, Unlabeled, Can be labeled with: THERMOMARK ROLL, THERMOMARK X, THERMOMARK S1.1, Mounting type: Snap into universal marker groove, Snap into flat marker groove, Lettering field: 9.5 x 50000 mm

---

##### Marker for terminal blocks - UC-TM 8 - 0818072



Marker for terminal blocks, Sheet, white, Unlabeled, Can be labeled with: BLUEMARK CLED, BLUEMARK LED, Plotter, Mounting type: Snap into tall marker groove, For terminal block width: 8.2 mm, Lettering field: 7.6 x 10.5 mm

---

##### Marker for terminal blocks - UC-TMF 8 - 0818137



Marker for terminal blocks, Sheet, white, Unlabeled, Can be labeled with: BLUEMARK CLED, BLUEMARK LED, Plotter, Mounting type: Snap into flat marker groove, For terminal block width: 8.2 mm, Lettering field: 7.6 x 5.1 mm

---

##### Zack marker strip - ZB 8:UNBEDRUCKT - 1052002



Zack marker strip, Strip, white, Unlabeled, Can be labeled with: Plotter, Mounting type: Snap into tall marker groove, For terminal block width: 8.2 mm, Lettering field: 10.5 x 8.15 mm

---

##### Zack Marker strip, flat - ZBF 8:UNBEDRUCKT - 0808781

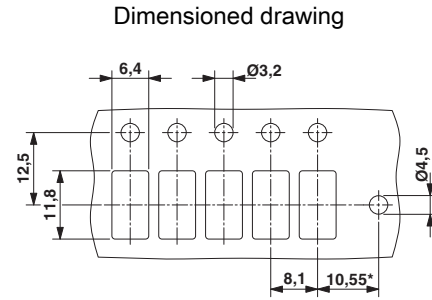
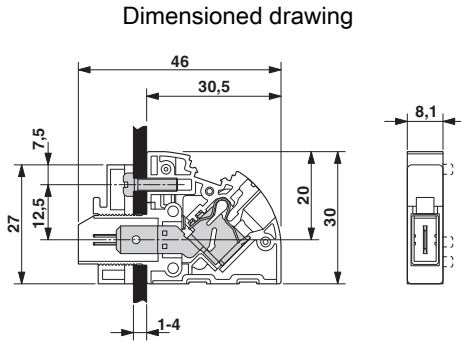


Zack Marker strip, flat, Strip, white, Unlabeled, Can be labeled with: Plotter, Mounting type: Snap into flat marker groove, For terminal block width: 8 mm, Lettering field: 5.15 x 8.15 mm

---

# Panel feed-through terminal block - PW 4-POT-SCM - 3056938

## Drawings



Компания «Life Electronics» занимается поставками электронных компонентов импортного и отечественного производства от производителей и со складов крупных дистрибьюторов Европы, Америки и Азии.

С конца 2013 года компания активно расширяет линейку поставок компонентов по направлению коаксиальный кабель, кварцевые генераторы и конденсаторы (керамические, пленочные, электролитические), за счёт заключения дистрибьюторских договоров

Мы предлагаем:

- Конкурентоспособные цены и скидки постоянным клиентам.
- Специальные условия для постоянных клиентов.
- Подбор аналогов.
- Поставку компонентов в любых объемах, удовлетворяющих вашим потребностям.
- Приемлемые сроки поставки, возможна ускоренная поставка.
- Доставку товара в любую точку России и стран СНГ.
- Комплексную поставку.
- Работу по проектам и поставку образцов.
- Формирование склада под заказчика.
- Сертификаты соответствия на поставляемую продукцию (по желанию клиента).
- Тестирование поставляемой продукции.
- Поставку компонентов, требующих военную и космическую приемку.
- Входной контроль качества.
- Наличие сертификата ISO.

В составе нашей компании организован Конструкторский отдел, призванный помогать разработчикам, и инженерам.

Конструкторский отдел помогает осуществить:

- Регистрацию проекта у производителя компонентов.
- Техническую поддержку проекта.
- Защиту от снятия компонента с производства.
- Оценку стоимости проекта по компонентам.
- Изготовление тестовой платы монтаж и пусконаладочные работы.



Тел: +7 (812) 336 43 04 (многоканальный)

Email: [org@lifeelectronics.ru](mailto:org@lifeelectronics.ru)