



Grove - Barometer (High-Accuracy)

Release date : 9/20/2015

Version : 1.0

Wiki: [http://www.seeedstudio.com/wiki/Grove - Barometer \(High-Accuracy\)](http://www.seeedstudio.com/wiki/Grove_-_Barometer_(High-Accuracy))

Bazaar: <http://www.seeedstudio.com/depot/Grove-Barometer-HighAccuracy-p-1865.html>

Document Revision History

Revision	Date	Author	Description
1.0	Sep 21, 2015	Victor.He	Create file

Contents

Document Revision History	2
1. Introduction	2
2. Features	3
3. Application ideas	4
4. Specifications	5
5. Usage	6
5.1 With Arduino	6
6. Resources	11

Disclaimer

For physical injuries and possessions loss caused by those reasons which are not related to product quality, such as operating without following manual guide, natural disasters or force majeure, we take no responsibility for that.

Under the supervision of Seeed Technology Inc., this manual has been compiled and published which covered the latest product description and specification. The content of this manual is subject to change without notice.

Copyright

The design of this product (including software) and its accessories is under tutelage of laws. Any action to violate relevant right of our product will be penalized through law. Please consciously observe relevant local laws in the use of this product.

2. Features

- Digital two wire (I2C) interface
- Command-based Reading, Compensated (Optional)
- Programmable Events and Interrupt Controls
- Full Data Compensation
- Wide barometric pressure range
- Flexible supply voltage range
- Ultra-low power consumption
- Altitude Resolution down to 0.01 meter
- Temperature measurement included

3. Application ideas

- High Precision Mobile Altimeter / Barometer
- Industrial Pressure and Temperature Sensor System
- Automotive Systems
- Personal Electronics Altimetry
- Adventure and Sports watches
- Medical Gas Control System
- Weather Station Equipment
- Indoor Navigation and Map Assist
- Heating, Ventilation, Air Conditioning

4. Specifications


Item	Min	Typical	Max	Unit
Voltage	3.3	5	5.5	VDC
Current	635	/	1100	uA
Pressure Range	300	/	1200	hPa
Faster I2C data transfer	/	/	10	MHZ
Dimension	20.4*41.8*9.7			mm
Weight	/			g

5. Usage

5.1 With [Arduino](#)

Barometric condition is one of the criteria used to predict coming change in weather and deduce altitude above sea level. Here is a demo to show you how to read the barometric data from this Grove - Barometer Sensor.

1. Connect it to IIC port of Seeeduino or Grove - Base Shield via a Grove cable. And connect Arduino to PC via a USB cable.



2. Download the library Grove_Barometer_HP20x;Unzip it into the libraries file of Arduino IDE by the path: ..\arduino-1.0.1\libraries.
3. Create a new Arduino sketch and paste the codes below to it or open the code directly by the path: File > Example >Barometer_Sensor>Barometer_Sensor.

```
/*  
* Demo name   : HP20x_dev demo  
* Usage       : I2C PRECISION BAROMETER AND ALTIMETER [HP206C hopeRF]  
* Author      : Oliver Wang from Seeed Studio  
* Version     : V0.1  
* Change log  : Add kalman filter 2014/04/04  
*/  
  
#include <HP20x_dev.h>
```

```

#include "Arduino.h"
#include "Wire.h"
#include <KalmanFilter.h>
unsigned char ret = 0;

/* Instance */
KalmanFilter t_filter;    //temperature filter
KalmanFilter p_filter;    //pressure filter
KalmanFilter a_filter;    //altitude filter

void setup()
{
  Serial.begin(9600);      // start serial for output

  Serial.println("****HP20x_dev demo by seeed studio****\n");
  Serial.println("Calculation formula: H = [8.5(101325-P)]/100 \n");
  /* Power up,delay 150ms,until voltage is stable */
  delay(150);
  /* Reset HP20x_dev */
  HP20x.begin();
  delay(100);

  /* Determine HP20x_dev is available or not */
  ret = HP20x.isAvailable();
  if(OK_HP20X_DEV == ret)
  {
    Serial.println("HP20x_dev is available.\n");
  }
  else
  {
    Serial.println("HP20x_dev isn't available.\n");
  }
}

void loop()
{
  char display[40];
  if(OK_HP20X_DEV == ret)
  {
    Serial.println("-----\n");
    long Temper = HP20x.ReadTemperature();
  }
}

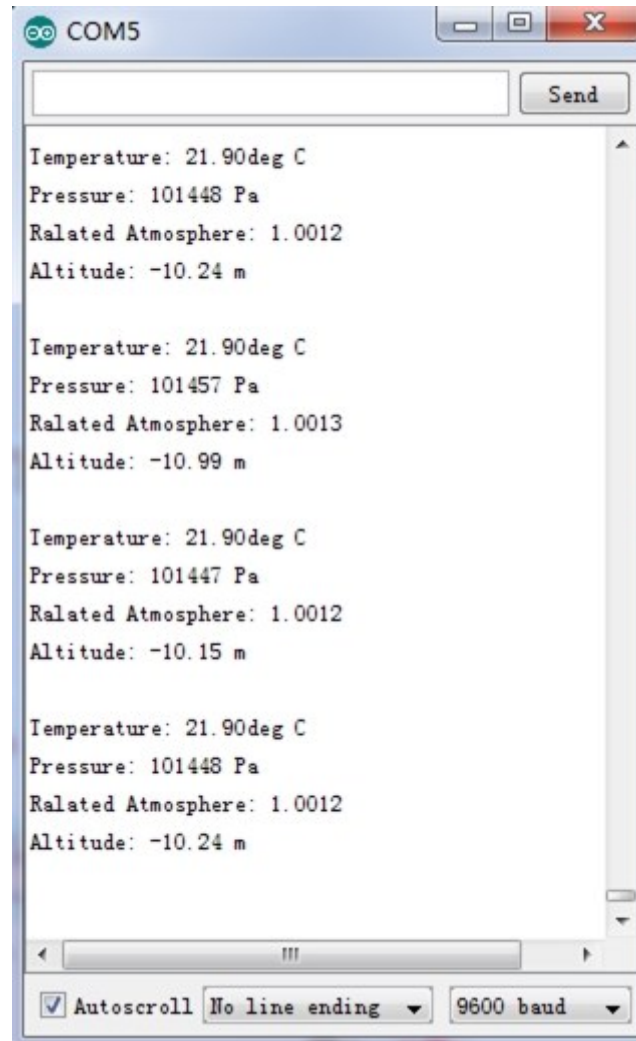
```

```
Serial.println("Temper:");
float t = Temper/100.0;
Serial.print(t);
Serial.println("C.\n");
Serial.println("Filter:");
Serial.print(t_filter.Filter(t));
Serial.println("C.\n");

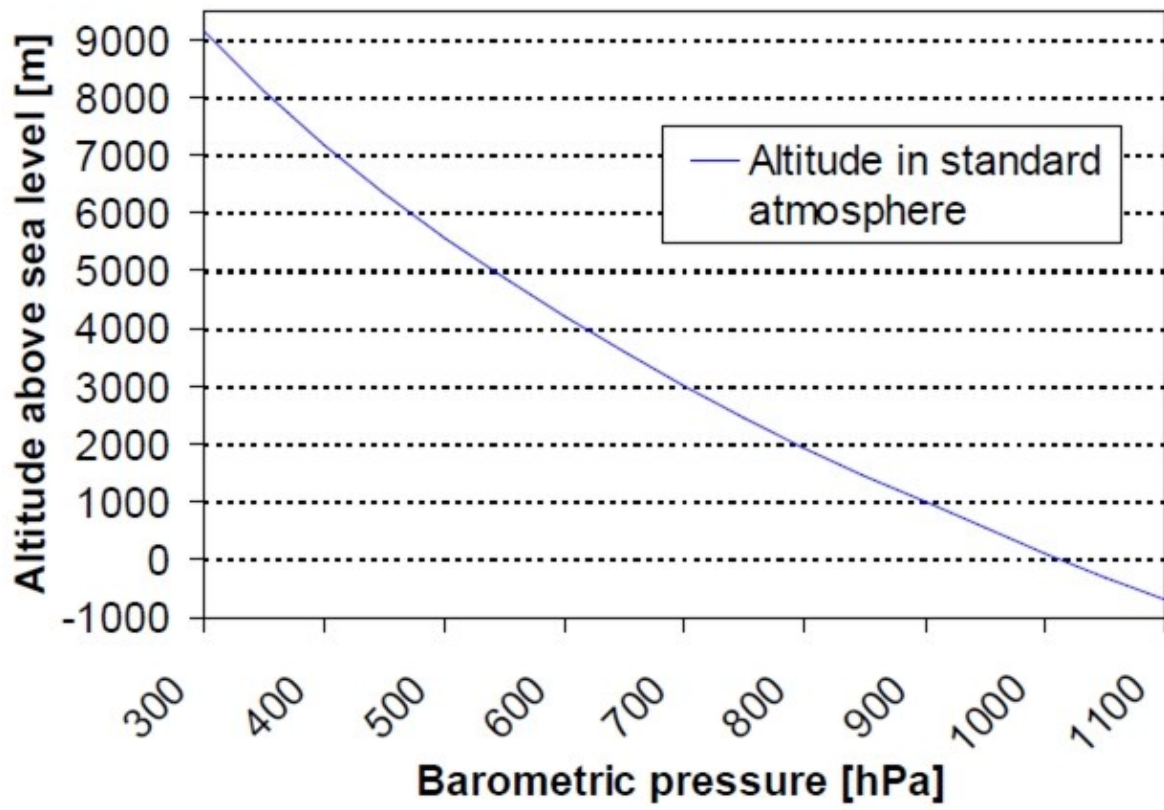
long Pressure = HP20x.ReadPressure();
Serial.println("Pressure:");
t = Pressure/100.0;
Serial.print(t);
Serial.println("hPa.\n");
Serial.println("Filter:");
Serial.print(p_filter.Filter(t));
Serial.println("hPa\n");

long Altitude = HP20x.ReadAltitude();
Serial.println("Altitude:");
t = Altitude/100.0;
Serial.print(t);
Serial.println("m.\n");
Serial.println("Filter:");
Serial.print(a_filter.Filter(t));
Serial.println("m.\n");
Serial.println("-----\n");
delay(1000);
}
}
```

4. Open the serial monitor to receive the sensor's data including temperature, barometric pressure value, relative atmosphere pressure and altitude.



The following is a reference graph plotting out the relationship between altitude above sea level and barometric pressure.



6. Resources

[Grove Barometer High-Accuracy v1.0 sch_pcb Eagle File](#)

[HP206C Datasheet](#)

[Github repository for Grove Barometer HP20x](#)

Компания «Life Electronics» занимается поставками электронных компонентов импортного и отечественного производства от производителей и со складов крупных дистрибьюторов Европы, Америки и Азии.

С конца 2013 года компания активно расширяет линейку поставок компонентов по направлению коаксиальный кабель, кварцевые генераторы и конденсаторы (керамические, пленочные, электролитические), за счёт заключения дистрибьюторских договоров

Мы предлагаем:

- Конкурентоспособные цены и скидки постоянным клиентам.
- Специальные условия для постоянных клиентов.
- Подбор аналогов.
- Поставку компонентов в любых объемах, удовлетворяющих вашим потребностям.
- Приемлемые сроки поставки, возможна ускоренная поставка.
- Доставку товара в любую точку России и стран СНГ.
- Комплексную поставку.
- Работу по проектам и поставку образцов.
- Формирование склада под заказчика.
- Сертификаты соответствия на поставляемую продукцию (по желанию клиента).
- Тестирование поставляемой продукции.
- Поставку компонентов, требующих военную и космическую приемку.
- Входной контроль качества.
- Наличие сертификата ISO.

В составе нашей компании организован Конструкторский отдел, призванный помогать разработчикам, и инженерам.

Конструкторский отдел помогает осуществить:

- Регистрацию проекта у производителя компонентов.
- Техническую поддержку проекта.
- Защиту от снятия компонента с производства.
- Оценку стоимости проекта по компонентам.
- Изготовление тестовой платы монтаж и пусконаладочные работы.



Тел: +7 (812) 336 43 04 (многоканальный)

Email: org@lifeelectronics.ru