

## Flexible and Durable Activations for Multiple Systems

525 Series Service Fittings provide an expanded range of services to include audio/video devices. 525 Series Service Fittings' four-piece design delivers the flexibility of interchangeable faceplates and the durability to withstand multiple moves, adds and changes. These fittings can be applied to Walkerduct® Pro Series, Walkerduct® Underfloor Duct, Flushduct® and Walker 800 Series Floor Boxes.

525 Series Service Fittings are made from die-cast aluminum with a brushed satin finish. Each pedestal provides a single service, with multiple fittings required for two or more services. This line of fittings is ideal for use in schools, commercial office spaces and in labs.



525 Series Fittings provide single service wiring solutions.

### FEATURES & BENEFITS

- **All 525 Series Fittings are UL Listed to U.S. and Canadian underfloor duct safety standards.**
- **Enlarged baseplate openings.** Two openings in the baseplate have been enlarged to accept 1 1/4" [32mm] locking nipple. Third opening accepts 1" [25mm] locking nipple. Provides greater wiring capacity.
- **Unique 3-position baseplate.** Allows fitting to be centered or adjusted 3/4" [19.1mm] to one side of center. This integral flexibility permits the fitting to be placed clear of furniture, equipment or adjacent fittings.
- **Interchangeable faceplates.** The 525 Series uses the same faceplates as the previous 505 Series four-piece fittings. Functional changes are now as simple as changing faceplates instead of entire activations.
- **A/V compatibility.** Accepts Extron® Electronics and Ortronics® audio/video devices.
- **Die-cast aluminum with satin finish.** Durable construction provides a fitting that performs and maintains a good appearance after years of service.
- **Flexible four-piece design.** Accommodates two removable faceplates. Choices include blank, power and communication styles. Reduces labor cost for making moves and changes.
- **New housing design.** Reduces the amount of visible lines and angles, improving aesthetic impact.
- **Datacom connectivity options.** Accepts industry standard and proprietary devices from a wide range of manufacturers to provide a seamless and aesthetically pleasing interface for voice, data, audio, and video applications at the point of use.

## Four-Piece Service Fittings

Catalog No./Item	Description/Specifications
525A 	<b>Service Fitting</b> – 1" [25mm] I.D. grommet one side.
525B 	<b>Service Fitting</b> – 1" [25mm] I.D. grommet both sides.
525C 	<b>Service Fitting</b> – 1 1/4" [32mm] I.D. grommet one side.
525D 	<b>Service Fitting</b> – 1 1/4" [32mm] I.D. grommet both sides.
525F 	<b>Service Fitting</b> – Duplex receptacle opening, one side.
525G 	<b>Service Fitting</b> – Duplex receptacle opening, both sides




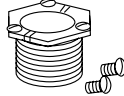

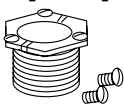

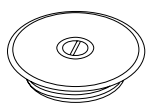
Catalog No./Item	Description/Specifications
525H 	<b>Service Fitting</b> – 20A, 125V duplex receptacle, one side.
525I 	<b>Service Fitting</b> – 20A, 125V duplex receptacle, both sides.
525J 	<b>Service Fitting</b> – Decora or GFI receptacle opening, one side.
525RT 	<b>Service Fitting</b> – Includes faceplate with opening, one side. Ortronics Series II and TracJack adapters included.
525ACT 	<b>Service Fitting</b> – Includes faceplate with opening, one side. Activate CM-MAB adapter included.

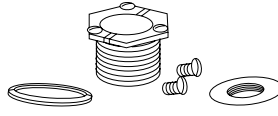
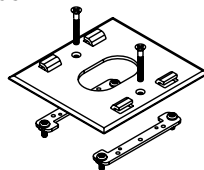
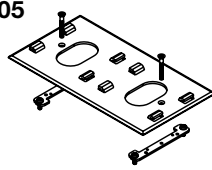
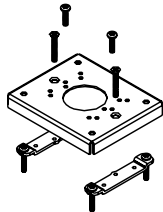
## 525 Series Accessories

Catalog No./Item	Description/Specifications
500RT 	<b>Faceplate</b> – Single opening. Ortronics Series II and TracJack adapters included.
500ACT  2 5/8" [67mm] 4 7/16" [113mm]	<b>Faceplate</b> – Single opening. Activate CM-MAB adapter included.
500B 	<b>Faceplate</b> – Blank.
500-MAAP 	<b>Faceplate</b> – Accepts Extron® Electronics MAAP device plates.
500T 	<b>Faceplate</b> – 1" [25mm] I.D. grommeted hole.

Catalog No./Item	Description/Specifications																						
500SP- 	<b>Faceplate</b> – Single opening. Suffix indicates hole diameter.																						
	<table border="1"> <thead> <tr> <th>SUFFIX</th> <th>HOLE DIAMETER</th> </tr> </thead> <tbody> <tr> <td>1/2</td> <td>1/2" [12.7mm]</td> </tr> <tr> <td>7/8</td> <td>7/8" [22.2mm]</td> </tr> <tr> <td>1.0625</td> <td>1.0625" [27mm]</td> </tr> <tr> <td>1 1/8</td> <td>1 1/8" [29mm]</td> </tr> <tr> <td>1.39</td> <td>1.39" [35mm]</td> </tr> <tr> <td>1 7/16</td> <td>1 7/16" [37mm]</td> </tr> <tr> <td>1 1/2</td> <td>1 1/2" [38mm]</td> </tr> <tr> <td>1 9/16</td> <td>1 9/16" [40mm]</td> </tr> <tr> <td>1 5/8</td> <td>1 5/8" [41mm]</td> </tr> <tr> <td>2</td> <td>2" [51mm]</td> </tr> </tbody> </table>	SUFFIX	HOLE DIAMETER	1/2	1/2" [12.7mm]	7/8	7/8" [22.2mm]	1.0625	1.0625" [27mm]	1 1/8	1 1/8" [29mm]	1.39	1.39" [35mm]	1 7/16	1 7/16" [37mm]	1 1/2	1 1/2" [38mm]	1 9/16	1 9/16" [40mm]	1 5/8	1 5/8" [41mm]	2	2" [51mm]
SUFFIX	HOLE DIAMETER																						
1/2	1/2" [12.7mm]																						
7/8	7/8" [22.2mm]																						
1.0625	1.0625" [27mm]																						
1 1/8	1 1/8" [29mm]																						
1.39	1.39" [35mm]																						
1 7/16	1 7/16" [37mm]																						
1 1/2	1 1/2" [38mm]																						
1 9/16	1 9/16" [40mm]																						
1 5/8	1 5/8" [41mm]																						
2	2" [51mm]																						
500DR 	<b>Faceplate</b> – For single duplex receptacle.																						
500-GFI 	<b>Faceplate</b> – For Decora or GFI device.																						
525HB 	<b>Housing and Base Plate</b> – Only.																						

## Activation Accessories

Catalog No./Item	Description/Specifications
<b>436-2-7/8</b> [22.2mm] <b>-11/2</b> [38mm] <b>-2</b> [51mm] <b>-23/8</b> [60mm] <b>-3</b> [76mm] 	<b>Afterset Inserts for Duct</b> – 2" [51mm] IPS. 2 1/2" [64mm] core drill size; 2 1/4" [57mm] hole saw size. Suffix denotes height.
<b>424-3/4</b> [19.1mm] <b>-1</b> [25mm] 	<b>Extensions</b> – For 2" [51mm] IPS preset or afterset inserts. Suffix denotes height of extension.
<b>1126A-1/4</b> [6.4mm] <b>-3/4</b> [19.1mm] <b>-1</b> [25mm] <b>-11/4</b> [32mm] <b>-11/2</b> [38mm] 	<b>Adapter</b> – To change 2" [51mm] IPS preset or afterset to reduced opening size. Suffix denotes opening size.
<b>1124-1</b> [25mm] <b>1124L-1</b> [25mm] 	<b>Locking Nipple</b> – For 1" [25mm] IPS opening; 1" [25mm] long. <b>Locking Nipple</b> – For 1" [38mm] IPS opening; 1 1/2" [38mm] long.
<b>1124-11/4</b> [38mm] <b>1124L-11/4</b> [38mm] 	<b>Locking Nipple</b> – For 1 1/4" [32mm] IPS opening; 1" [25mm] long. <b>Locking Nipple</b> – For 1 1/4" [32mm] IPS opening; 1 1/2" [38mm] long.
<b>1124F-1</b> [25mm] 	<b>Locking Nipple</b> – For 1" [25mm] IPS opening; 5/8" [16mm] long. For use on Flushduct Infloor Raceway.
<b>455F-1</b> 	<b>Outlet Flange</b> – For 1 5/8" [241mm] diameter opening on Flushduct Infloor Raceway. Accepts 1" [25mm] locking nipple.
<b>1044B</b> <b>1044S</b> For 3/4" IPS  <b>1045B</b> <b>1045S</b> For 1" IPS  <b>1046B</b> <b>1046S</b> For 1 1/4" IPS  <b>1043B</b> <b>1043S</b> For 2" IPS	<b>Blanking Plates</b> – 3 1/2" [89mm] diameter top plate    <b>NOTE: B - Brass</b> <b>S - Stainless Steel</b>

Catalog No./Item	Description/Specifications
<b>825SFCK</b> 	<b>Conversion Kit</b> – To attach service fitting to 800 Series floor boxes. Includes 825C Ring, 1124L-1 Locking Nipple, and 825P-1 Adapter.
<b>430S505</b> 	<b>Single Trim Plate</b> – To attach fitting to Walkerdect Pro Series Preset. Base of 525 fitting not needed.
<b>431D505</b> 	<b>Double Trim Plate</b> – To attach two fittings to Walkerdect Pro Series Presets. Base of 525 fitting not needed.
<b>428B525</b> 	<b>Flush Carpet Plate</b> – To attach to Walkerdect Pro Series Plate. Includes hardware.

Cross Reference	
OLD CATALOG NUMBER	NEW CATALOG NUMBER
505A, 501E	525A
505ACT	525ACT
505B, 502E	525B
505C, 503E	525C
505F	525F
505G	525G
505H, 523E	525H
505HB	525HB
505I	525I
505J	525J
505RT	525RT



**Electrical Wiring Systems**

60 Woodlawn Street  
West Hartford, CT 06110  
Phone: 1.877.BY.LEGRAND (295-3472)  
[www.legrand.us](http://www.legrand.us)

570 Applewood Crescent  
Vaughan, Ontario L4K 4B4  
Phone: 905.738.9195  
[www.legrand.ca](http://www.legrand.ca)



Компания «Life Electronics» занимается поставками электронных компонентов импортного и отечественного производства от производителей и со складов крупных дистрибьюторов Европы, Америки и Азии.

С конца 2013 года компания активно расширяет линейку поставок компонентов по направлению коаксиальный кабель, кварцевые генераторы и конденсаторы (керамические, пленочные, электролитические), за счёт заключения дистрибьюторских договоров

Мы предлагаем:

- Конкурентоспособные цены и скидки постоянным клиентам.
- Специальные условия для постоянных клиентов.
- Подбор аналогов.
- Поставку компонентов в любых объемах, удовлетворяющих вашим потребностям.
- Приемлемые сроки поставки, возможна ускоренная поставка.
- Доставку товара в любую точку России и стран СНГ.
- Комплексную поставку.
- Работу по проектам и поставку образцов.
- Формирование склада под заказчика.
- Сертификаты соответствия на поставляемую продукцию (по желанию клиента).
- Тестирование поставляемой продукции.
- Поставку компонентов, требующих военную и космическую приемку.
- Входной контроль качества.
- Наличие сертификата ISO.

В составе нашей компании организован Конструкторский отдел, призванный помогать разработчикам, и инженерам.

Конструкторский отдел помогает осуществить:

- Регистрацию проекта у производителя компонентов.
- Техническую поддержку проекта.
- Защиту от снятия компонента с производства.
- Оценку стоимости проекта по компонентам.
- Изготовление тестовой платы монтаж и пусконаладочные работы.



Тел: +7 (812) 336 43 04 (многоканальный)

Email: [org@lifeelectronics.ru](mailto:org@lifeelectronics.ru)