

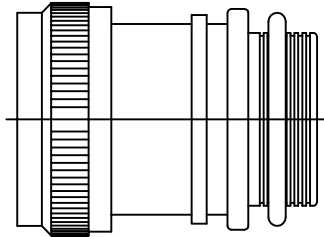
2



1

TE CONNECTIVITY RESERVES THE RIGHT TO AMEND THIS DRAWING AT ANY TIME. USERS SHOULD EVALUATE THE SUITABILITY OF THE PRODUCT FOR THEIR APPLICATION.

REVISIONS			
LTR	DESCRIPTION	DATE	APPROVED
G1	REVISED PER ECO-11-005139	29MAR11	HMR
H	REVISED PER ECO-12-021161	04DEC12	G.WELLS



CODE 41 TINEL-LOCK ADAPTER

NOTES:

1. THIS PRODUCT IS DESIGNED TO TERMINATE A BRAIDED CABLE SHIELD AND A HEAT SHRINKABLE LIPPED BOOT TO A CONNECTOR.
2. SEE CH00-0250-008 FOR ORDERING INFORMATION, MODIFICATIONS AND ADDITIONAL DIMENSIONS.
- ③ SEE DRAWING "TR" FOR DETAILS ON TINEL-LOCK RING. RINGS ARE DESIGNED TO BE HEATED ELECTRICALLY. ALL RINGS ARE MARKED WITH THERMOCHROMIC PAINT WHICH CHANGES COLOR WHEN INSTALLATION TEMPERATURE IS REACHED.
4. ADAPTER TO BE PERMANENTLY MARKED WITH CODE IDENT. NO. AND PART NO. LESS RING DESIGNATOR (E.G.: 06090-TXR41AB00-1206). RINGS SHALL BEAR NO MARKING.
- ⑤ FOR LARGER ENTRY SIZES, A 2 PIECE ADAPTER (TYPE II) IS SUPPLIED.
- ⑥ ADAPTER MATES TO MIL-C-38999, SERIES I & II, CLASS E AND T, MS27466, MS27467, MS27468, MS27472, MS27473, MS27474, MS27479, MS27480, MS27481, MS27484, MS27497, MS27652, MS27653, MS27656 CONNECTORS.
- ⑦ THESE DIMENSIONS APPLY IF A SELF-LOCKING COUPLING NUT IS USED. (MOD. CODE "S").

If this document is printed it becomes uncontrolled. Check for the latest revision

Raychem Adapters  
CUSTOMER DRAWING

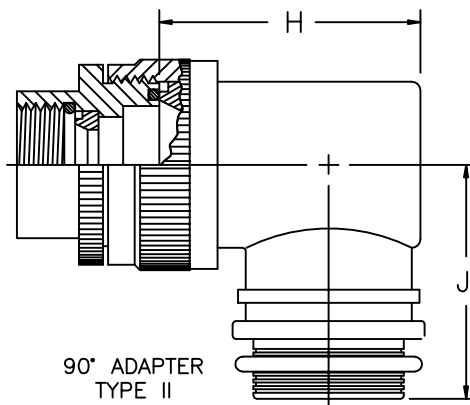
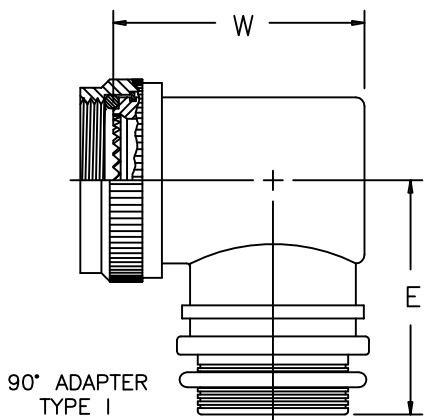
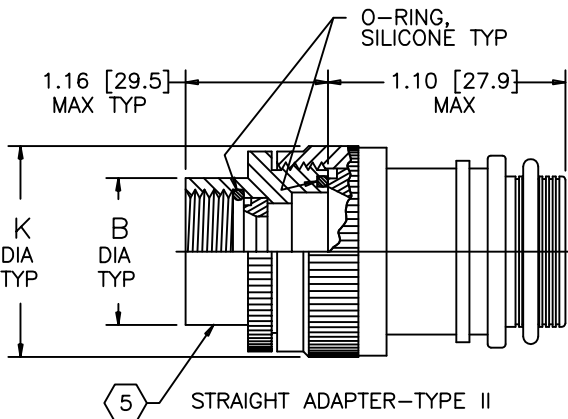
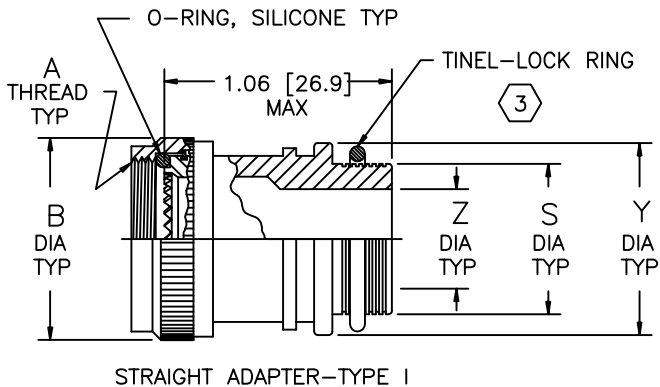
©2006-12 Tyco Electronics Corporation, a TE connectivity Ltd. company. All rights reserved.

<p>UNLESS OTHERWISE SPECIFIED DIMENSIONS ARE IN INCHES. METRIC DIMENSIONS ARE IN BRACKETS.</p> <p>DECIMALS .XXX ± 0.005 [ 0.13 mm] .XX ± 0.01 [ 0.25 mm] .X ± 0.1 [ 0.50 mm]</p> <p>ANGLES .X ± 0.5 DEG</p>	DRAWN	R. RAMIREZ	03-18-93		TE Connectivity	
	CHECKED	---	---			
	APPROVED	W.C. GAY	05-19-93	TITLE		
	REVISED	MFORONDA	5/22/06	TINEL-LOCK™ ADAPTER		
	CAD NAME:			txr41_1_h_cd_H	SIZE	CODE IDENT. NO.
THIRD ANGLE PROJECTION			A	06090	TXR41	
DO NOT SCALE THIS DRAWING					SHEET 1 OF 3	

2



1



Raychem Adapters  
CUSTOMER DRAWING

If this document is printed it becomes uncontrolled. Check for the latest revision

© 2006-12 Tyco Electronics Corporation, a TE connectivity Ltd. company. All rights reserved.

SIZE A	CODE IDENT. NO. 06090	DWG. NO. TXR41	REV H
DO NOT SCALE THIS DRAWING		CAD NAME: txr41_2_h_cd_H	SHEET 2 OF 3

ORDER NO.	SHELL SIZE 		MAX ENTRY SIZE  TYPE I	A UNIFIED THD CLASS 2B	B DIA MAX	B DIA MAX 	C MAX	D MAX	E MAX	W MAX
	SER 1	SER 2								
08	9	8	04	.438-28 UNEF	.750 [19.1]	.969 [24.6]	.69 [17.5]	.91 [23.1]	1.15 [29.2]	.85 [21.6]
10	11	10	06	.562-24 UNEF	.850 [21.6]	1.063 [27.0]	.72 [18.3]	.93 [23.6]	1.21 [30.7]	.97 [24.6]
12	13	12	08	.688-24 UNEF	1.000 [24.4]	1.219 [31.0]	.74 [18.8]	.96 [24.4]	1.28 [32.5]	1.10 [27.9]
14	15	14	10	.812-20 UNEF	1.142 [29.00]	1.406 [35.7]	.76 [19.3]	.98 [24.9]	1.34 [34.0]	1.22 [31.0]
16	17	16	12	.938-20 UNEF	1.250 [31.8]	1.469 [37.3]	.79 [20.1]	1.00 [25.4]	1.40 [35.6]	1.35 [34.3]
18	19	18	12	1.062-18 UNEF	1.400 [35.6]	1.594 [40.5]	.81 [20.6]	1.03 [26.2]	1.46 [37.1]	1.41 [35.8]
20	21	20	14	1.188-18 UNEF	1.500 [38.1]	1.750 [44.5]	.84 [21.3]	1.06 [26.9]	1.53 [38.9]	1.53 [38.9]
22	23	22	16	1.312-18 UNEF	1.650 [41.9]	1.844 [46.8]	.87 [22.1]	1.08 [27.4]	1.59 [40.4]	1.66 [42.2]
24	25	24	18	1.438-18 UNEF	1.750 [44.45]	2.031 [51.6]	.89 [22.6]	1.11 [28.2]	1.65 [41.9]	1.78 [45.2]

ENTRY SIZE	Z +.010 -.020	S DIA		Y ±.015 [±0.38]	F MAX	G MAX	H MAX	J MAX	K MAX
04	.250 [6.35]	.376 .370	[9.56] [9.39]	.550 [13.97]	N/A	N/A	N/A	N/A	N/A
05	.312 [7.92]	.438 .432	[11.13] [10.97]	.612 [15.54]	.77 [19.6]	.93 [23.6]	1.19 [30.2]	1.16 [29.5]	.80 [20.3]
06	.375 [9.52]	.501 .495	[12.73] [12.57]	.675 [17.14]	.77 [19.6]	.93 [23.6]	1.19 [30.2]	1.16 [29.5]	.80 [20.3]
07	.437 [11.09]	.563 .556	[14.31] [14.12]	.737 [18.71]	.80 [20.3]	.95 [24.1]	1.38 [35.1]	1.22 [31.0]	.92 [23.4]
08	.500 [12.70]	.626 .619	[15.91] [15.72]	.800 [20.32]	.80 [20.3]	.95 [24.1]	1.38 [35.1]	1.22 [31.0]	.92 [23.4]
10	.625 [15.87]	.752 .742	[19.11] [18.84]	.925 [23.49]	.84 [21.3]	1.00 [25.4]	1.51 [38.4]	1.35 [34.3]	1.18 [30.0]
12	.750 [19.05]	.877 .867	[22.28] [22.02]	1.050 [26.67]	.88 [22.4]	1.01 [25.7]	1.63 [41.4]	1.40 [35.6]	1.35 [34.3]
14	.875 [22.23]	1.002 .991	[25.46] [25.17]	1.175 [29.84]	.88 [22.4]	1.04 [26.4]	1.78 [45.2]	1.46 [37.1]	1.41 [35.8]
16	1.000 [25.40]	1.127 1.116	[28.63] [28.34]	1.300 [33.02]	.93 [23.6]	1.06 [26.9]	1.88 [47.8]	1.53 [38.9]	1.60 [40.6]
18	1.125 [28.57]	1.252 1.241	[31.81] [31.52]	1.425 [36.19]	.93 [23.6]	1.09 [27.7]	2.01 [51.1]	1.59 [40.4]	1.66 [42.2]
20	1.250 [31.75]	1.377 1.366	[34.98] [34.69]	1.550 [39.37]	.98 [24.9]	1.13 [28.7]	2.13 [54.1]	1.78 [45.2]	2.04 [51.8]
22	1.375 [34.93]	1.502 1.488	[38.15] [37.79]	1.675 [42.55]	1.03 [26.2]	1.38 [35.1]	2.29 [58.2]	1.85 [47.0]	2.23 [56.6]
24	1.500 [38.10]	1.627 1.613	[41.33] [40.97]	1.800 [45.72]	1.08 [27.4]	1.44 [36.6]	2.42 [61.5]	1.92 [48.8]	2.23 [56.6]

Raychem Adapters  
CUSTOMER DRAWING

If this document is printed it becomes uncontrolled. Check for the latest revision

© 2006-12 Tyco Electronics Corporation, a TE connectivity Ltd. company. All rights reserved.

SIZE A	CODE IDENT. NO. 06090	DWG. NO. TXR41	REV H
DO NOT SCALE THIS DRAWING		CAD NAME: txr41_3_h_cd_H	SHEET 3 OF 3

Компания «Life Electronics» занимается поставками электронных компонентов импортного и отечественного производства от производителей и со складов крупных дистрибьюторов Европы, Америки и Азии.

С конца 2013 года компания активно расширяет линейку поставок компонентов по направлению коаксиальный кабель, кварцевые генераторы и конденсаторы (керамические, пленочные, электролитические), за счёт заключения дистрибьюторских договоров

Мы предлагаем:

- Конкурентоспособные цены и скидки постоянным клиентам.
- Специальные условия для постоянных клиентов.
- Подбор аналогов.
- Поставку компонентов в любых объемах, удовлетворяющих вашим потребностям.
- Приемлемые сроки поставки, возможна ускоренная поставка.
- Доставку товара в любую точку России и стран СНГ.
- Комплексную поставку.
- Работу по проектам и поставку образцов.
- Формирование склада под заказчика.
- Сертификаты соответствия на поставляемую продукцию (по желанию клиента).
- Тестирование поставляемой продукции.
- Поставку компонентов, требующих военную и космическую приемку.
- Входной контроль качества.
- Наличие сертификата ISO.

В составе нашей компании организован Конструкторский отдел, призванный помогать разработчикам, и инженерам.

Конструкторский отдел помогает осуществить:

- Регистрацию проекта у производителя компонентов.
- Техническую поддержку проекта.
- Защиту от снятия компонента с производства.
- Оценку стоимости проекта по компонентам.
- Изготовление тестовой платы монтаж и пусконаладочные работы.



Тел: +7 (812) 336 43 04 (многоканальный)

Email: [org@lifeelectronics.ru](mailto:org@lifeelectronics.ru)