



Dialight

*CBI[®] Through Hole
Circuit Board Indicator
Selector Guide*





Clear Innovation

Dialight's Circuit Board Indicators are available through our extensive line of Sales Representatives and Distributors world-wide. For a complete listing that includes the ability to check stock status at our Distribution partners, please visit our website at www.dialight.com.

The most current version of this catalog will always be available at the link below:

http://www.dialight.com/Assets/Brochures_And_Catalogs/Indication/cbi_selector_guide.pdf

INDEX

Section	Pg #
2mm LED CBI	2
2mm Quad LED CBI	2
2mm Bi-Level LED CBI	2
2mm Bi-Level Ganged Array LED CBI	2
2mm Tri-Level LED CBI	2
3mm LED CBI	3
3mm 3-Leaded Bi-Color LED CBI	3
3mm Tri-Block LED CBI	4
3mm Quad LED CBI	4
3mm Bi-Level LED CBI	4
3mm Ganged Array LED CBI	5
3mm High Density Narrow Bilevel LED CBI	5
3mm Bi-Level Array LED CBI	5
3mm Bi-Level LED CBI	5
3mm Tri-Level LED CBI	6
3mm Quad-Level LED CBI	6
4mm LED CBI	7
4mm Bi-Level LED CBI	7
2mm x 4mm Rectangular Bi-Level LED CBI	7
2mm x 4mm Quad Rectangular Bi-Level LED CBI	7
2mm x 4mm Rectangular Quad-Level LED CBI	7
2mm x 5mm Rectangular LED CBI	7
2mm x 7mm Rectangular LED CBI	8
5mm LED CBI	8
5mm 3-Leaded Bi-Color LED CBI	9
5mm 3-Leaded Bi-Color LED CBI, Offset Cathode	9
5mm Dual LED CBI	9
5mm Tri-Block LED CBI	9
5mm Quad LED CBI	10
5mm Bi-Level LED CBI	10
Snap-In LED Mounting Clip	10

DIMENSION DESCRIPTIONS

A The dimension from the center of the LED to the top of the circuit board.

B The dimension of the pitch required to mount multiple parts.

Note: The drawing above shows the width of the product. The pitch required is slightly larger to allow for clearance between adjacent parts.

C The dimension from the front of the housing to the center of the first lead.

D The dimension between LEDs, center to center.

Note: When applicable, both horizontal and vertical dimensions are given.

www.dialight.com



CBI® LED Circuit Board Indicator Selector Guide

2MM	LED from PCB (a)	Housing mounts on x Pitch (b)	Front of housing to center of lead (c)	Distance between LEDs (d)	Available Colors	Additional Options
2mm LED CBI						
	555-2xxxF	0.125 (3.18mm)	0.100 (2.54mm)	0.040 (1.02mm)	-	• R • G • Y Integral Resistor 5V, 24V
	555-3xxxF	0.250 (6.35mm)	0.100 (2.54mm)	-	-	• R • G • Y Integral Resistor 5V, 24V
2mm Quad LED CBI						
	555-4xxxF	0.125 (3.18mm)	0.405 (10.29mm)	0.040 (1.02mm)	0.100 (2.54mm)	• R • G • Y Integral Resistor 5V, 24V
	555-5xxxF	0.250 (6.35mm)	0.405 (10.29mm)	-	0.100 (2.54mm)	• R • G • Y Integral Resistor 5V, 24V
2mm Bi-Level LED CBI						
	571-01xxF	0.100 (2.54mm)	0.100 (2.54mm)	0.190 (4.83mm)	0.190 (4.83mm)	• R • R • R • G • G • G • Y • G • Y • Y -
2mm Bi-Level Ganged Array LED CBI						
	571-01XX-10XF	0.100 (2.54mm)	0.100 (2.54mm)	0.190 (4.83mm)	0.190 (4.83mm)	• R • R • R • G • G • G • Y • G • Y • Y -
2mm Tri-Level LED CBI						
	570-0100-xxxF	.070 1.78mm	.200 5.08mm	.269 6.84mm	.130 3.30mm	• R • R • R • R • Y • G • G • G • G • Y • Y • Y (DIN 41494 compatible)

CBI® LED Circuit Board Indicator Selector Guide

3MM	LED from PCB (a)	Housing mounts on x Pitch (b)	Front of housing to center of lead (c)	Distance between LEDs (d)	Available Colors	Additional Options	
3 mm LED CBI							
	551-xx01F	0.197 (5mm)	0.197 (5mm)	0.269 (6.84mm)	-	<ul style="list-style-type: none"> •G •Y •R •B •O Integral Resistor, 5V Low Current Bi-Color Reverse Polarity (DIN 41494 compatible)	
	551-xx02F	0.1 (2.54mm)	0.175 (4.45mm)	0.27 (6.86mm)	-	<ul style="list-style-type: none"> •G •Y •R Integral Resistor, 5V Low Current Bi-Color Reverse Polarity	
	551-xx03F	0.25 (6.35mm)	0.185 (4.70mm)	0.14 (3.6mm)	-	<ul style="list-style-type: none"> •G •Y •R •B Integral Resistor, 5V Low Current Bi-Color Reverse Polarity	
	551-xx04F	0.45 (11.4mm)	0.185 (4.70mm)	0.14 (3.6mm)	-	<ul style="list-style-type: none"> •G •Y •R •B Integral Resistor, 5V Low Current Bi-Color Reverse Polarity	
	551-xx07F	0.2 (5.08mm)	0.175 (4.45mm)	0.175 (4.45mm)	-	<ul style="list-style-type: none"> •G •Y •R •B •O Integral Resistor, 5V Low Current Bi-Color Reverse Polarity	
	551-xx09F	0.12 (3.05mm)	0.165 (4.19mm)	0.16 (4.06mm)	-	<ul style="list-style-type: none"> •G •Y •R •B •O Integral Resistor, 5V Low Current Bi-Color Reverse Polarity	
	551-xx11F	0.2 (5.08mm)	0.156 (3.96mm)	0.247 (6.27mm)	-	<ul style="list-style-type: none"> •G •Y •R •B Low Current (DIN 41494 compatible)	
3mm 3-Leaded Bi-Color LED CBI							
	551-3508F	0.15 (3.81mm)	0.2 (5.08mm)	0.18 (4.57mm)	-	•R/•G	-
	551-3508-801F	0.15 (3.81mm)	0.2 (5.08mm)	0.18 (4.57mm)	-	•R/•G	-

CBI® LED Circuit Board Indicator Selector Guide

3MM	LED from PCB (a)	Housing mounts on x Pitch (b)	Front of housing to center of lead (c)	Distance between LEDs (d)	Available Colors	Additional Options	
3mm Tri-Block LED CBI							
	551-xx06-003F	0.1 (2.54mm)	0.54 (13.72mm)	0.2 (5.08mm)	0.18 (4.57mm)	•G •Y •R	Low Current Bi-Color
	551-xx07-003F	0.2 (5.08mm)	0.54 (13.72mm)	0.2 (5.08mm)	0.18 (4.57mm)	•G •Y •R	Low Current
3mm Quad LED CBI							
	551-xx07-004F	0.2 (5.08mm)	0.68 (17.27mm)	0.175 (4.45mm)	0.170 (4.32mm)	•G •Y •R •O	Integral Resistor, 5V Low Current Bi-Color Reverse Polarity
3mm Bi-Level LED CBI							
	553-xxxxF	0.1 (2.54mm)	0.175 (4.45mm)	0.175 (4.45mm)	0.2 (5.08mm)	•G •Y •R •B •O	Integral Resistor, 5V Low Current Bi-Color Reverse Polarity Non-Diffused Blank Position
	553-xxxx-200F	0.100 (2.54mm)	0.175 (4.45mm)	0.269 (6.84mm)	0.2 (5.08mm)	•R •G •Y •O •B	Integral Resistor, 5V Low Current Bi-Color Reverse Polarity Non-Diffused (DIN 41494 compatible) Blank Position
	553-xxxx-300F	0.1 (2.54mm)	0.2 (5.08mm)	0.2 (5.08mm)	0.2 (5.08mm)	•R •G •Y •O •B	Integral Resistor, 5V Low Current Bi-Color Reverse Polarity Non-Diffused Blank
	553-xxxx-400F	0.1 (2.54mm)	0.2 (5.08mm)	0.269 (6.84mm)	0.2 (5.08mm)	•R •G •Y •O •B	Integral Resistor, 5V Low Current Bi-Color Reverse Polarity Non-Diffused (DIN 41494 compatible)

CBI® LED Circuit Board Indicator Selector Guide

3MM	LED from PCB (a)	Housing mounts on x Pitch (b)	Front of housing to center of lead (c)	Distance between LEDs (d)	Available Colors	Additional Options	
3mm Ganged Array LED CBI							
	553-xxxx-0xxF	0.1 (2.54mm)	0.2 (5.08mm)	0.175 (4.45mm)	Vertical 0.2 (5.08mm) ----- Horizontal 0.2 (5.08mm)	<ul style="list-style-type: none"> •G •Y •R •B •O 	Bi-Color
	553-xxxx-1xxF	0.1 (2.54mm)	0.2 (5.08mm)	0.27 (6.86mm)	Vertical 0.2 (5.08mm) ----- Horizontal 0.2 (5.08mm)	<ul style="list-style-type: none"> •R-•R •G-•G •G-•Y •Y-G •Y-•Y 	Bi-Color
	553-xxxx-2xxF	0.1 (2.54mm)	0.2 (5.08mm)	0.27 (6.86mm)	Vertical 0.2 (5.08mm) ----- Horizontal 0.2 (5.08mm)	<ul style="list-style-type: none"> •G •Y •R •B •O 	Bi-Color
3mm High Density Narrow Bi-level LED CBI							
	569-011x-x00F	0.09 (2.29mm)	0.132 (3.35mm)	0.24 (6.10mm)	0.18 (4.57mm)	<ul style="list-style-type: none"> •R •G •Y •O •B 	-
	569-010x-xxxF	0.09 (2.29mm)	0.264 (6.71mm)	0.24 (6.10mm)	0.18 (4.57mm)	<ul style="list-style-type: none"> •R •G •Y •O •B 	-
3mm Bi-Level Array LED CBI							
	553-xxxx-306F	0.1 (2.54mm)	1.2 (30.48mm)	0.2 (5.08mm)	Vertical 0.2 (5.08mm) ----- Horizontal 0.2 (5.08mm)	<ul style="list-style-type: none"> •R •G •Y •O •B 	Integral Resistor, 5V Low Current Bi-Color Reverse Polarity Non-Diffused
3mm Bi-Level LED CBI Back Lighting							
	553-22xx-100F	0.1 (2.54mm)	0.175 (4.45mm)	0.27 (6.86mm)	0.2 (5.08mm)	<ul style="list-style-type: none"> •R-•R •G-•G •G-•Y •Y-G •Y-•Y 	Backlight

CBI® LED Circuit Board Indicator Selector Guide

3MM	LED from PCB (a)	Housing mounts on x Pitch (b)	Front of housing to center of lead (c)	Distance between LEDs (d)	Available Colors	Additional Options	
3mm Tri-Level LED CBI							
	564-0x00-xxxF	0.1 (2.54mm)	0.175 (4.45mm)	0.175 (4.45mm)	0.2 (5.08mm)	<ul style="list-style-type: none"> •R-•R-•R •R-•Y-•G •G-•G-•G •O-•O-•O •B-•B-•B 	Integral Resistor, 5V Low Current Bi-Color Blank Position
	564-2210-xxxF	0.1 (2.54mm)	0.175 (4.45mm)	0.27 (6.86mm)	0.2 (5.08mm)	<ul style="list-style-type: none"> •R •G •Y 	Backlight
	564-0140-xxx4F	0.1 (2.54mm)	0.775 (19.685mm)	0.27 (6.86mm)	Vertical 0.2 (5.08mm) ----- Horizontal 0.2 (5.08mm)	<ul style="list-style-type: none"> •R •G •Y 	-
3mm Quad-Level LED CBI							
	568-0x0x-xxxF	0.1 (2.54mm)	0.175 (4.45mm)	0.11 (2.79mm)	0.2 (5.08mm)	<ul style="list-style-type: none"> •R-•R-•R-•R •G-•G-•G-•G •G-•Y-•G-•Y •Y-•G-•Y-•G •O-•O-•O-•O •B-•B-•B-•B 	Integral Resistor, 5V Low Current Backlight
	568-221x-xxxF	0.1 (2.54mm)	0.175 (4.45mm)	0.245 (6.22mm)	0.2 (5.08mm)	<ul style="list-style-type: none"> •R-•R-•R-•R •G-•G-•G-•G •G-•Y-•G-•Y •Y-•G-•Y-•G •B 	Backlight
	568-223x-xxxF	0.1 (2.54mm)	0.175 (4.45mm)	0.245 (6.22mm)	Vertical 0.15 (3.81mm) ----- Horizontal 0.2 (3.81mm)	<ul style="list-style-type: none"> •R-•R-•R-•R •G-•G-•G-•G •Y-•Y-•Y-•Y 	Backlight Blank Position
	568-223x-xxx2F	0.1 (2.54mm)	0.40 (10.16mm)	0.245 (6.22mm)	Vertical 0.15 (3.81mm) ----- Horizontal 0.2 (3.81mm)	<ul style="list-style-type: none"> •R-•R-•R-•R •G-•G-•G-•G •Y-•Y-•Y-•Y 	Backlight
	568-223x-xxx4F	0.1 (2.54mm)	0.80 (20.32mm)	0.245 (6.22mm)	Vertical 0.15 (3.81mm) ----- Horizontal 0.2 (3.81mm)	<ul style="list-style-type: none"> •R-•R-•R-•R •G-•G-•G-•G •Y-•Y-•Y-•Y 	Backlight
	568-xx4x-xxx3F	0.139 (3.53mm)	0.524 (13.31mm)	0.245 (6.22mm)	Vertical 0.2 (5.08mm) ----- Horizontal 0.177 (5.08mm)	<ul style="list-style-type: none"> •R-•R-•R •R-•Y-•G •G-•G-•G 	Integral Resistor, 5V Low Current, 2mA Bi-Color Tinted/Non-Diffused Backlight
	568-xx4x-xxx4F	0.139 (3.53mm)	0.701 (17.81mm)	0.245 (6.22mm)	Vertical 0.2 (5.08mm) ----- Horizontal 0.177 (5.08mm)	<ul style="list-style-type: none"> •R-•R-•R •G-•G-•G-•G •Y-•Y-•Y-•Y 	Integral Resistor, 5V Low Current, 2mA Bi-Color Tinted/Non-Diffused Backlight






CBI® LED Circuit Board Indicator Selector Guide

4MM & Rectangular		LED from PCB (a)	Housing mounts on x Pitch (b)	Front of housing to center of lead (c)	Distance between LEDs (d)	Available Colors	Additional Options
4mm LED CBI							
	550-6x07F	0.118 (3.00mm)	0.25 (6.35mm)	0.205 (5.21mm)	-	<ul style="list-style-type: none"> •R •G •Y 	-
4mm Bi-Level LED CBI							
	552-60xx-200F	0.118 (3.00mm)	0.25 (6.35mm)	0.210 (5.334mm)	.232 (5.89mm)	<ul style="list-style-type: none"> •R-•R •G-•G •G-•Y •Y-•G •Y-•Y 	Blank Position
2mm x 4mm Rectangular Bi-Level LED CBI							
	567-0xxxF	0.125 (3.175mm)	0.250 (6.35mm)	0.220 (5.59mm)	0.250 (6.35mm)	<ul style="list-style-type: none"> •R-•R •G-•G •G-•Y •Y-•G •Y-•Y (•R/•G, •R/•G) 	Bi-Color Blank Position
2mm x 4mm Quad Rectangular Bi-Level LED CBI							
	567-0xxx-004F	0.125 (3.175mm)	1.000 (25.4mm)	0.220 (5.59mm)	Vertical 0.250 (6.35mm) ----- Horizontal 0.250 (6.35mm)	<ul style="list-style-type: none"> •R-•R •G-•G •G-•Y •Y-•G •Y-•Y 	Bi-Color Blank Position
2mm x 4mm Rectangular Quad-Level LED CBI							
	568-0x2x-xxxF	.100 (2.54mm)	0.200 (5.08mm)	0.291 (7.39mm)	.100 (2.54mm)	<ul style="list-style-type: none"> •R-•R-•R-•R •G-•G-•G-•G •G-•Y-•G-•Y •Y-•G-•Y-•G •Y-•Y-•Y-•Y 	Bi-Color Blank Position
2mm x 5mm Rectangular LED CBI							
	566-xx06F	0.15 (3.81mm)	0.156 (3.96mm)	0.3 (7.62mm)		<ul style="list-style-type: none"> •R •G •Y •O 	-
	566-xx07F	0.2 (5.08mm)	0.4 (1.02mm)	.380 (9.65mm)		<ul style="list-style-type: none"> •R •G •Y 	Bi-Color

CBI® LED Circuit Board Indicator Selector Guide

<i>Rectangular & 5MM</i>	LED from PCB (a)	Housing mounts on x Pitch (b)	Front of housing to center of lead (c)	Distance between LEDs (d)	Available Colors	Additional Options	
2.5mm x 7mm Rectangular LED CBI							
	561-4x01-055F	.550 (13.97mm)	.200 (5.08mm)	-	-	• R • G • Y	
	561-4x01-081F	.810 (20.57mm)	.200 (5.08mm)	-	-	• R • G • Y	
5mm LED CBI							
	550-xx10F	0.12 (3.05mm)	0.25 (6.35mm)	0.345	-	• G • Y • R • B	Backlight
	550-xx12F	0.198 (5.03mm)	0.400 (10.16mm)	0.670 (17mm)	-	• G • Y • R • O	(DIN 41494 compatible) Reverse Polarity
	561-xx0x-xxF	-	0.285 (7.24mm)	-	-	• G • Y • R • O • B • W	Integral Resistor, 5V Low Current Bi-Color Super Bright/Water Clear Super Bright/Diffused Non-Tinted/Non-Diffused
	550-xx04F	0.230 (5.84mm)	0.250 (6.35mm)	-	-	• G • Y • R • O • B	Integral Resistor, 5V Low Current Bi-Color
	550-xx05F	0.118 (3.00mm)	0.250 (6.35mm)	0.205 (5.21mm)	-	• G • Y • R • O • B	Integral Resistor, 5V Low Current Bi-Color
	550-xx07F	0.118 (3.00mm)	0.250 (6.35mm)	0.205 (5.21mm)	-	• G • Y • R • O • B	Integral Resistor, 5V Low Current Bi-Color
	550-xx08F	0.250 (6.35mm)	0.250 (6.35mm)	0.205 (5.21mm)	-	• G • Y • R • O • B	Integral Resistor, 5V Low Current Bi-Color

CBI® LED Circuit Board Indicator Selector Guide

5MM	LED from PCB (a)	Housing mounts on x Pitch (b)	Front of housing to center of lead (c)	Distance between LEDs (d)	Available Colors	Additional Options	
5mm 3-Leaded Bi-Color LED CBI							
	550-3x05F	0.141 (3.58mm)	0.300 (7.62mm)	0.19 (4.83mm)	-	<ul style="list-style-type: none"> •R/•G •Y/•G 	Bi-Color
	550-3x09F	0.15 (3.81mm)	0.3 (7.62mm)	0.285 (7.24mm)	-	<ul style="list-style-type: none"> •R/•G •Y/•G 	Bi-Color
5mm 3-Leaded Bi-Color LED CBI, Offset Cathode							
	550-3x07F	0.118 (3.00mm)	0.25 (6.35mm)	0.205 (5.21mm)	-	<ul style="list-style-type: none"> •R/•G •Y/•G 	Bi-Color
5mm Dual LED CBI							
	550-xx07-002F	0.118 (3.00mm)	0.50 (12.7mm)	.205 (5.21mm)	0.25 (6.35mm)	<ul style="list-style-type: none"> •G •Y •R •O 	Integral Resistor, 5V Low Current Bi-Color
5mm Tri-Block LED CBI							
	550-xx05-003F	0.118 (3.00mm)	.75 (19.05mm)	.205 (5.21mm)	0.25 (6.35mm)	<ul style="list-style-type: none"> •G •Y •R •O 	-

CBI® LED Circuit Board Indicator Selector Guide

5MM	LED from PCB (a)	Housing mounts on x Pitch (b)	Front of housing to center of lead (c)	Distance between LEDs (d)	Available Colors	Additional Options	
5mm Quad LED CBI							
	550-xx04-004F	0.23 (5.84mm)	1.00 (25.4mm)	-	0.25 (6.35mm)	<ul style="list-style-type: none"> •G •Y •R •O 	Integral Resistor, 5V Low Current Bi-Color
	550-xx05-004F	0.118 (3.00mm)	1.00 (25.4mm)	.205 (5.21mm)	0.25 (6.35mm)	<ul style="list-style-type: none"> •G •Y •R •O 	Integral Resistor, 5V Low Current Bi-Color
	550-xx07-004F	0.118 (3.00mm)	1.00 (25.4mm)	.205 (5.21mm)	0.25 (6.35mm)	<ul style="list-style-type: none"> •G •Y •R •O 	Integral Resistor, 5V Low Current High Efficiency Tinted/Non-Diffused Super Bright/Diffused Super Bright/Water Clear Non-Tinted/Non-Diffused Bi-Color
5mm Bi-Level LED CBI							
	552-0xxF	0.125 (3.18mm)	0.25 (6.35mm)	0.22 (5.59mm)	0.25 (6.36mm)	<ul style="list-style-type: none"> •G •Y •R •O 	Integral Resistor, 5, 12V Low Current Bi-Color
	552-35xxF	0.125 (3.18mm)	0.3 (7.62mm)	0.32 (8.13mm)	0.25 (6.35mm)	<ul style="list-style-type: none"> •R/•G •Y/•G 	Integral Resistor, 5V Low Current High Efficiency Tinted/Non-Diffused Super Bright/Diffused Super Bright/Water Clear Non-Tinted/Non-Diffused Bi-Color
	552-22xx-100F	0.125 (3.18mm)	0.25 (6.35mm)	0.345 (8.76mm)	0.25 (6.35mm)	<ul style="list-style-type: none"> •R-•R •G-•G •G-•Y •Y-•G •Y-•Y 	Integral Resistor, 5V Low Current High Efficiency Tinted/Non-Diffused Super Bright/Diffused Super Bright/Water Clear Non-Tinted/Non-Diffused Bi-Color Backlight

Dialight



Компания «Life Electronics» занимается поставками электронных компонентов импортного и отечественного производства от производителей и со складов крупных дистрибьюторов Европы, Америки и Азии.

С конца 2013 года компания активно расширяет линейку поставок компонентов по направлению коаксиальный кабель, кварцевые генераторы и конденсаторы (керамические, пленочные, электролитические), за счёт заключения дистрибьюторских договоров

Мы предлагаем:

- Конкурентоспособные цены и скидки постоянным клиентам.
- Специальные условия для постоянных клиентов.
- Подбор аналогов.
- Поставку компонентов в любых объемах, удовлетворяющих вашим потребностям.
- Приемлемые сроки поставки, возможна ускоренная поставка.
- Доставку товара в любую точку России и стран СНГ.
- Комплексную поставку.
- Работу по проектам и поставку образцов.
- Формирование склада под заказчика.
- Сертификаты соответствия на поставляемую продукцию (по желанию клиента).
- Тестирование поставляемой продукции.
- Поставку компонентов, требующих военную и космическую приемку.
- Входной контроль качества.
- Наличие сертификата ISO.

В составе нашей компании организован Конструкторский отдел, призванный помогать разработчикам, и инженерам.

Конструкторский отдел помогает осуществить:

- Регистрацию проекта у производителя компонентов.
- Техническую поддержку проекта.
- Защиту от снятия компонента с производства.
- Оценку стоимости проекта по компонентам.
- Изготовление тестовой платы монтаж и пусконаладочные работы.



Тел: +7 (812) 336 43 04 (многоканальный)
Email: org@lifeelectronics.ru