Dialight

# CBI® Through Hole Circuit Board Indicator Selector Guide

# Clear Innovation

Dialight's Circuit Board Indicators are available through our extensive line of Sales Representatives and Distributors world-wide. For a complete listing that includes the ability to check stock status at our Distribution partners, please visit our website at www.dialight.com.

The most current version of this catalog will always be availble at the link below:
**http://www.dialight.com/Assets/Brochures_And_Catalogs/Indication/cbi_selector_guide.pdf**

## INDEX


| Section | Pg # |
|---|---|
| 2mm LED CBI | 2 |
| 2mm Quad LED CBI | 2 |
| 2mm Bi-Level LED CBI | 2 |
| 2mm Bi-Level Ganged Array LED CBI | 2 |
| 2mm Tri-Level LED CBI | 2 |
| 3mm LED CBI | 3 |
| 3mm 3-Leaded Bi-Color LED CBI | 3 |
| 3mm Tri-Block LED CBI | 4 |
| 3mm Quad LED CBI | 4 |
| 3mm Bi-Level LED CBI | 4 |
| 3mm Ganged Array LED CBI | 5 |
| 3mm High Density Narrow Bilevel LED CBI | 5 |
| 3mm Bi-Level Array LED CBI | 5 |
| 3mm Bi-Level LED CBI | 5 |
| 3mm Tri-Level LED CBI | 6 |
| 3mm Quad-Level LED CBI | 6 |
| 4mm LED CBI | 7 |
| 4mm Bi-Level LED CBI | 7 |
| 2mm x 4mm Rectangular Bi-Level LED CBI | 7 |
| 2mm x 4mm Quad Rectangular Bi-Level LED CBI | 7 |
| 2mm x 4mm Rectangular Quad-Level LED CBI | 7 |
| 2mm x 5mm Rectangular LED CBI | 7 |
| 2mm x 7mm Rectangular LED CBI | 8 |
| 5mm LED CBI | 8 |
| 5mm 3-Leaded Bi-Color LED CBI | 9 |
| 5mm 3-Leaded Bi-Color LED CBI, Offset Cathode | 9 |
| 5mm Dual LED CBI | 9 |
| 5mm Tri-Block LED CBI | 9 |
| 5mm Quad LED CBI | 10 |
| 5mm Bi-Level LED CBI | 10 |
| Snap-In LED Mounting Clip | 10 |


## DIMENSION DESCRIPTIONS

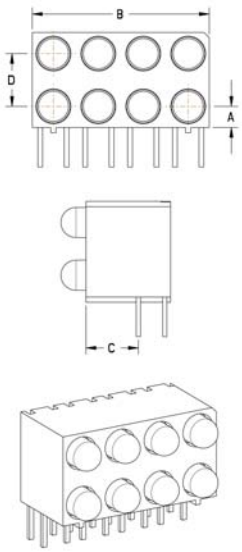


**A** The dimension from the center of the LED to the top of the circuit board.

**B** The dimension of the pitch required to mount multiple parts.

*Note:* The drawing above shows the width of the product. The pitch required is slightly larger to allow for clearance between adjacent parts.

**C** The dimension from the front of the housing to the center of the first lead.

**D** The dimension between LEDs, center to center.

*Note:* When applicable, both horizontal and vertical dimensions are given.

# CBI® LED Circuit Board Indicator Selector Guide

| 2MM | LED from PCB (a) | Housing mounts on x Pitch (b) | Front of housing to center of lead (c) | Distance between LEDs (d) | Available Colors | Additional Options |
|---|---|---|---|---|---|---|
| **2mm LED CBI** | | | | | | |
|  555-2xxxF | 0.125 (3.18mm) | 0.100 (2.54mm) | 0.040 (1.02mm) | - | •R •G •Y | Integral Resistor 5V, 24V |
|  555-3xxxF | 0.250 (6.35mm) | 0.100 (2.54mm) | - | - | •R •G •Y | Integral Resistor 5V, 24V |
| **2mm Quad LED CBI** | | | | | | |
|  555-4xxxF | 0.125 (3.18mm) | 0.405 (10.29mm) | 0.040 (1.02mm) | 0.100 (2.54mm) | •R •G •Y | Integral Resistor 5V, 24V |
|  555-5xxxF | 0.250 (6.35mm) | 0.405 (10.29mm) | - | 0.100 (2.54mm) | •R •G •Y | Integral Resistor 5V, 24V |
| **2mm Bi-Level LED CBI** | | | | | | |
|  571-01xxF | 0.100 (2.54mm) | 0.100 (2.54mm) | 0.190 (4.83mm) | 0.190 (4.83mm) | •R •R •R •G •G •G •Y •G •Y •Y | - |
| **2mm Bi-Level Ganged Array LED CBI** | | | | | | |
|  571-01XX-10XF | 0.100 (2.54mm) | 0.100 (2.54mm) | 0.190 (4.83mm) | 0.190 (4.83mm) | •R •R •R •G •G •G •Y •G •Y •Y | - |
| **2mm Tri-Level LED CBI** | | | | | | |
|  570-0100-xxxF | .070 1.78mm | .200 5.08mm | .269 6.84mm | .130 3.30mm | •R •R •R •R •Y •G •G •G •G •Y •Y •Y | (DIN 41494 compatible) |



*Dialight reserves the right to make changes at any time in order to supply the best product possible. Please reference www.dialight.com for the most current literature.*

| 3MM | LED from PCB (a) | Housing mounts on x Pitch (b) | Front of housing to center of lead (c) | Distance between LEDs (d) | Available Colors | Additional Options |
|---|---|---|---|---|---|---|
| **3 mm LED CBI** | | | | | | |
|  551-xx01F | 0.197 (5mm) | 0.197 (5mm) | 0.269 (6.84mm) | - | •G •Y •R •B •O | Integral Resistor, 5V Low Current Bi-Color Reverse Polarity (DIN 41494 compatible) |
|  551-xx02F | 0.1 (2.54mm) | 0.175 (4.45mm) | 0.27 (6.86mm) | - | •G •Y •R | Integral Resistor, 5V Low Current Bi-Color Reverse Polarity |
|  551-xx03F | 0.25 (6.35mm) | 0.185 (4.70mm) | 0.14 (3.6mm) | - | •G •Y •R •B | Integral Resistor, 5V Low Current Bi-Color Reverse Polarity |
|  551-xx04F | 0.45 (11.4mm) | 0.185 (4.70mm) | 0.14 (3.6mm) | - | •G •Y •R •B | Integral Resistor, 5V Low Current Bi-Color Reverse Polarity |
| 551-xx07F | 0.2 (5.08mm) | 0.175 (4.45mm) | 0.175 (4.45mm) | - | •G •Y •R •B •O | Integral Resistor, 5V Low Current Bi-Color Reverse Polarity |
|  551-xx09F | 0.12 (3.05mm) | 0.165 (4.19mm) | 0.16 (4.06mm) | - | •G •Y •R •B •O | Integral Resistor, 5V Low Current Bi-Color Reverse Polarity |
|  551-xx11F | 0.2 (5.08mm) | 0.156 (3.96mm) | 0.247 (6.27mm) | - | •G •Y •R •B | Low Current (DIN 41494 compatible) |
| **3mm 3-Leaded Bi-Color LED CBI** | | | | | | |
|  551-3508F | 0.15 (3.81mm) | 0.2 (5.08mm) | 0.18 (4.57mm) | - | •R/•G | - |
| 551-3508-801F | 0.15 (3.81mm) | 0.2 (5.08mm) | 0.18 (4.57mm) | - | •R/•G | - |


*Dialight reserves the right to make changes at any time in order to supply the best product possible. Please reference www.dialight.com for the most current literature.*

| 3MM | | LED from PCB (a) | Housing mounts on x Pitch (b) | Front of housing to center of lead (c) | Distance between LEDs (d) | Available Colors | Additional Options |
|---|---|---|---|---|---|---|---|
| 3mm Tri-Block LED CBI | | | | | | | |
|  | 551-xx06-003F | 0.1 (2.54mm) | 0.54 (13.72mm) | 0.2 (5.08mm) | 0.18 (4.57mm) | •G<br>•Y<br>•R | Low Current<br>Bi-Color |
|  | 551-xx07-003F | 0.2 (5.08mm) | 0.54 (13.72mm) | 0.2 (5.08mm) | 0.18 (4.57mm) | •G<br>•Y<br>•R | Low Current |
| 3mm Quad LED CBI | | | | | | | |
|  | 551-xx07-004F | 0.2 (5.08mm) | 0.68 (17.27mm) | 0.175 (4.45mm) | 0.170 (4.32mm) | •G<br>•Y<br>•R<br>•O | Integral Resistor, 5V<br>Low Current<br>Bi-Color<br>Reverse Polarity |
| 3mm Bi-Level LED CBI | | | | | | | |
|  | 553-xxxxF | 0.1 (2.54mm) | 0.175 (4.45mm) | 0.175 (4.45mm) | 0.2 (5.08mm) | •G<br>•Y<br>•R<br>•B<br>•O | Integral Resistor, 5V<br>Low Current<br>Bi-Color<br>Reverse Polarity<br>Non-Diffused<br>Blank Position |
|  | 553-xxxx-200F | 0.100 (2.54mm) | 0.175 (4.45mm) | 0.269 (6.84mm) | 0.2 (5.08mm) | •R<br>•G<br>•Y<br>•O<br>•B | Integral Resistor, 5V<br>Low Current<br>Bi-Color<br>Reverse Polarity<br>Non-Diffused<br>(DIN 41494 compatible)<br>Blank Position |
|  | 553-xxxx-300F | 0.1 (2.54mm) | 0.2 (5.08mm) | 0.2 (5.08mm) | 0.2 (5.08mm) | •R<br>•G<br>•Y<br>•O<br>•B | Integral Resistor, 5V<br>Low Current<br>Bi-Color<br>Reverse Polarity<br>Non-Diffused<br>Blank |
|  | 553-xxxx-400F | 0.1 (2.54mm) | 0.2 (5.08mm) | 0.269 (6.84mm) | 0.2 (5.08mm) | •R<br>•G<br>•Y<br>•O<br>•B | Integral Resistor, 5V<br>Low Current<br>Bi-Color<br>Reverse Polarity<br>Non-Diffused<br>(DIN 41494 compatible) |


*Dialight reserves the right to make changes at any time in order to supply the best product possible. Please reference www.dialight.com for the most current literature.*

| 3MM | | LED from PCB (a) | Housing mounts on x Pitch (b) | Front of housing to center of lead (c) | Distance between LEDs (d) | Available Colors | Additional Options |
|---|---|---|---|---|---|---|---|
| **3mm Ganged Array LED CBI** | | | | | | | |
| | 553-xxxx-0xxF | 0.1 (2.54mm) | 0.2 (5.08mm) | 0.175 (4.45mm) | Vertical 0.2 (5.08mm) ---------- Horizontal 0.2 (5.08mm) | •G •Y •R •B •O | Bi-Color |
|  | 553-xxxx-1xxF | 0.1 (2.54mm) | 0.2 (5.08mm) | 0.27 (6.86mm) | Vertical 0.2 (5.08mm) ---------- Horizontal 0.2 (5.08mm) | •R-•R •G-•G •G-•Y •Y-G •Y-•Y | Bi-Color |
|  | 553-xxxx-2xxF | 0.1 (2.54mm) | 0.2 (5.08mm) | 0.27 (6.86mm) | Vertical 0.2 (5.08mm) ---------- Horizontal 0.2 (5.08mm) | •G •Y •R •B •O | Bi-Color |
| **3mm High Density Narrow Bi-level LED CBI** | | | | | | | |
|  | 569-011x-x00F | 0.09 (2.29mm) | 0.132 (3.35mm) | 0.24 (6.10mm) | 0.18 (4.57mm) | •R •G •Y •O •B | - |
|  | 569-010x-xxxF | 0.09 (2.29mm) | 0.264 (6.71mm) | 0.24 (6.10mm) | 0.18 (4.57mm) | •R •G •Y •O •B | - |
| **3mm Bi-Level Array LED CBI** | | | | | | | |
|  | 553-xxxx-306F | 0.1 (2.54mm) | 1.2 (30.48mm) | 0.2 (5.08mm) | Vertical 0.2 (5.08mm) ---------- Horizontal 0.2 (5.08mm) | •R •G •Y •O •B | Integral Resistor, 5V Low Current Bi-Color Reverse Polarity Non-Diffused |
| **3mm Bi-Level LED CBI Back Lighting** | | | | | | | |
|  | 553-22xx-100F | 0.1 (2.54mm) | 0.175 (4.45mm) | 0.27 (6.86mm) | 0.2 (5.08mm) | •R-•R •G-•G •G-•Y •Y-•G •Y-•Y | Backlight |


*Dialight reserves the right to make changes at any time in order to supply the best product possible. Please reference www.dialight.com for the most current literature.*

| 3MM | LED from PCB (a) | Housing mounts on x Pitch (b) | Front of housing to center of lead (c) | Distance between LEDs (d) | Available Colors | Additional Options |
|---|---|---|---|---|---|---|
| **3mm Tri-Level LED CBI** | | | | | | |
|  564-0x00-xxxF | 0.1 (2.54mm) | 0.175 (4.45mm) | 0.175 (4.45mm) | 0.2 (5.08mm) | •R-•R-•R<br>•R-•Y-•G<br>•G-•G-•G<br>•O-•O-•O<br>•B-•B-•B | Integral Resistor, 5V<br>Low Current<br>Bi-Color<br>Blank Position |
| 564-2210-xxxF | 0.1 (2.54mm) | 0.175 (4.45mm) | 0.27 (6.86mm) | 0.2 (5.08mm) | •R<br>•G<br>•Y | Backlight |
|  564-0140-xxx4F | 0.1 (2.54mm) | 0.775 (19.685mm) | 0.27 (6.86mm) | Vertical 0.2 (5.08mm)<br>----------<br>Horizontal 0.2 (5.08mm) | •R<br>•G<br>•Y | - |
| **3mm Quad-Level LED CBI** | | | | | | |
|  568-0x0x-xxxF | 0.1 (2.54mm) | 0.175 (4.45mm) | 0.11 (2.79mm) | 0.2 (5.08mm) | •R-•R-•R-•R<br>•G-•G-•G-•G<br>•G-•Y-•G-•Y<br>•Y-•G-•Y-•G<br>•O-•O-•O-•O<br>•B-•B-•B-•B | Integral Resistor, 5V<br>Low Current<br>Backlight |
|  568-221x-xxxF | 0.1 (2.54mm) | 0.175 (4.45mm) | 0.245 (6.22mm) | 0.2 (5.08mm) | •R-•R-•R-•R<br>•G-•G-•G-•G<br>•G-•Y-•G-•Y<br>•Y-•G-•Y-•G<br>•B | Backlight |
|  568-223x-xxxF | 0.1 (2.54mm) | 0.175 (4.45mm) | 0.245 (6.22mm) | Vertical 0.15 (3.81mm)<br>----------<br>Horizontal 0.2 (3.81mm) | •R-•R-•R-•R<br>•G-•G-•G-•G<br>•Y-•Y-•Y-•Y | Backlight<br>Blank Position |
|  568-223x-xxx2F | 0.1 (2.54mm) | 0.40 (10.16mm) | 0.245 (6.22mm) | Vertical 0.15 (3.81mm)<br>----------<br>Horizontal 0.2 (3.81mm) | •R-•R-•R-•R<br>•G-•G-•G-•G<br>•Y-•Y-•Y-•Y | Backlight |
|  568-223x-xxx4F | 0.1 (2.54mm) | 0.80 (20.32mm) | 0.245 (6.22mm) | Vertical 0.15 (3.81mm)<br>----------<br>Horizontal 0.2 (3.81mm) | •R-•R-•R-•R<br>•G-•G-•G-•G<br>•Y-•Y-•Y-•Y | Backlight |
| 568-xx4x-xxx3F | 0.139 (3.53mm) | 0.524 (13.31mm) | 0.245 (6.22mm) | Vertical 0.2 (5.08mm)<br>----------<br>Horizontal 0.177 (5.08mm) | •R-•R-•R<br>•R-•Y-•G<br>•G-•G-•G | Integral Resistor, 5V<br>Low Current, 2mA<br>Bi-Color<br>Tinted/Non-Diffused<br>Backlight |
|  568-xx4x-xxx4F | 0.139 (3.53mm) | 0.701 (17.81mm) | 0.245 (6.22mm) | Vertical 0.2 (5.08mm)<br>----------<br>Horizontal 0.177 (5.08mm) | •R-•R-•R<br>•G-•G-•G-•G<br>•Y-•Y-•Y-•Y | Integral Resistor, 5V<br>Low Current, 2mA<br>Bi-Color<br>Tinted/Non-Diffused<br>Backlight |

| *4MM & Rectangular* | LED from PCB (a) | Housing mounts on x Pitch (b) | Front of housing to center of lead (c) | Distance between LEDs (d) | Available Colors | Additional Options |
|---|---|---|---|---|---|---|
| **4mm LED CBI** | | | | | | |
|  | 550-6x07F | 0.118 (3.00mm) | 0.25 (6.35mm) | 0.205 (5.21mm) | -<br>•R<br>•G<br>•Y | - |
| **4mm Bi-Level LED CBI** | | | | | | |
|  | 552-60xx-200F | 0.118 (3.00mm) | 0.25 (6.35mm) | 0.210 (5.334mm) | .232 (5.89mm) | •R-•R<br>•G-•G<br>•G-•Y<br>•Y-•G<br>•Y-•Y | Blank Position |
| **2mm x 4mm Rectangular Bi-Level LED CBI** | | | | | | |
|  | 567-0xxxF | 0.125 (3.175mm) | 0.250 (6.35mm) | 0.220 (5.59mm) | 0.250 (6.35mm) | •R-•R<br>•G-•G<br>•G-•Y<br>•Y-•G<br>•Y-•Y<br>(•R/•G, •R/•G) | Bi-Color<br>Blank Position |
| **2mm x 4mm Quad Rectangular Bi-Level LED CBI** | | | | | | |
|  | 567-0xxx-004F | 0.125 (3.175mm) | 1.000 (25.4mm) | 0.220 (5.59mm) | Vertical 0.250 (6.35mm)<br>----------<br>Horizontal 0.250 (6.35mm) | •R-•R<br>•G-•G<br>•G-•Y<br>•Y-•G<br>•Y-•Y | Bi-Color<br>Blank Position |
| **2mm x 4mm Rectangular Quad-Level LED CBI** | | | | | | |
|  | 568-0x2x-xxxF | .100 (2.54mm) | 0.200 (5.08mm) | 0.291 (7.39mm) | .100 (2.54mm) | •R-•R-•R-•R<br>•G-•G-•G-•G<br>•G-•Y-•G-•Y<br>•Y-•G-•Y-•G<br>•Y-•Y-•Y-•Y | Bi-Color<br>Blank Position |
| **2mm x 5mm Rectangular LED CBI** | | | | | | |
|  | 566-xx06F | 0.15 (3.81mm) | 0.156 (3.96mm) | 0.3 (7.62mm) | | •R<br>•G<br>•Y<br>•O | - |
|  | 566-xx07F | 0.2 (5.08mm) | 0.4 (1.02mm) | .380 (9.65mm) | | •R<br>•G<br>•Y | Bi-Color |


*Dialight reserves the right to make changes at any time in order to supply the best product possible. Please reference www.dialight.com for the most current literature.*

| *Rectangular & 5MM* | | LED from PCB (a) | Housing mounts on x Pitch (b) | Front of housing to center of lead (c) | Distance between LEDs (d) | Available Colors | Additional Options |
|---|---|---|---|---|---|---|---|
| **2.5mm x 7mm Rectangular LED CBI** | | | | | | | |
|  | 561-4x01-055F | .550 (13.97mm) | .200 (5.08mm) | - | - | •R<br>•G<br>•Y | |
|  | 561-4x01-081F | .810 (20.57mm) | .200 (5.08mm) | - | - | •R<br>•G<br>•Y | |
| **5mm LED CBI** | | | | | | | |
|  | 550-xx10F | 0.12 (3.05mm) | 0.25 (6.35mm) | 0.345 | - | •G<br>•Y<br>•R<br>•B | Backlight |
|  | 550-xx12F | 0.198 (5.03mm) | 0.400 (10.16mm) | 0.670 (17mm) | - | •G<br>•Y<br>•R<br>•O | (DIN 41494 compatible)<br>Reverse Polarity |
|  | 561-xx0x-xxxF | - | 0.285 (7.24mm) | - | - | •G<br>•Y<br>•R<br>•O<br>•B<br>○W | Integral Resistor, 5V<br>Low Current<br>Bi-Color<br>Super Bright/Water Clear<br>Super Bright/Diffused<br>Non-Tinted/Non-Diffused |
|  | 550-xx04F | 0.230 (5.84mm) | 0.250 (6.35mm) | - | - | •G<br>•Y<br>•R<br>•O<br>•B | Integral Resistor, 5V<br>Low Current<br>Bi-Color |
|  | 550-xx05F | 0.118 (3.00mm) | 0.250 (6.35mm) | 0.205 (5.21mm) | - | •G<br>•Y<br>•R<br>•O<br>•B | Integral Resistor, 5V<br>Low Current<br>Bi-Color |
|  | 550-xx07F | 0.118 (3.00mm) | 0.250 (6.35mm) | 0.205 (5.21mm) | - | •G<br>•Y<br>•R<br>•O<br>•B | Integral Resistor, 5V<br>Low Current<br>Bi-Color |
|  | 550-xx08F | 0.250 (6.35mm) | 0.250 (6.35mm) | 0.205 (5.21mm) | - | •G<br>•Y<br>•R<br>•O<br>•B | Integral Resistor, 5V<br>Low Current<br>Bi-Color |

| 5MM | LED from PCB (a) | Housing mounts on x Pitch (b) | Front of housing to center of lead (c) | Distance between LEDs (d) | Available Colors | Additional Options |
|---|---|---|---|---|---|---|
| **5mm 3-Leaded Bi-Color LED CBI** | | | | | | |
|  | 550-3x05F | 0.141 (3.58mm) | 0.300 (7.62mm) | 0.19 (4.83mm) | •R/•G •Y/•G | Bi-Color |
|  | 550-3x09F | 0.15 (3.81mm) | 0.3 (7.62mm) | 0.285 (7.24mm) | •R/•G •Y/•G | Bi-Color |
| **5mm 3-Leaded Bi-Color LED CBI, Offset Cathode** | | | | | | |
|  | 550-3x07F | 0.118 (3.00mm) | 0.25 (6.35mm) | 0.205 (5.21mm) | •R/•G •Y/•G | Bi-Color |
| **5mm Dual LED CBI** | | | | | | |
| | 550-xx07-002F | 0.118 (3.00mm) | 0.50 (12.7mm) | .205 (5.21mm) | •G •Y •R •O | Integral Resistor, 5V Low Current Bi-Color |
| **5mm Tri-Block LED CBI** | | | | | | |
|  | 550-xx05-003F | 0.118 (3.00mm) | .75 (19.05mm) | .205 (5.21mm) | •G •Y •R •O | - |


*Dialight reserves the right to make changes at any time in order to supply the best product possible. Please reference www.dialight.com for the most current literature.*

| 5MM | | LED from PCB (a) | Housing mounts on x Pitch (b) | Front of housing to center of lead (c) | Distance between LEDs (d) | Available Colors | Additional Options |
|---|---|---|---|---|---|---|---|
| **5mm Quad LED CBI** | | | | | | | |
|  | 550-xx04-004F | 0.23 (5.84mm) | 1.00 (25.4mm) | - | 0.25 (6.35mm) | •G<br>•Y<br>•R<br>•O | Integral Resistor, 5V<br>Low Current<br>Bi-Color |
|  | 550-xx05-004F | 0.118 (3.00mm) | 1.00 (25.4mm) | .205 (5.21mm) | 0.25 (6.35mm) | •G<br>•Y<br>•R<br>•O | Integral Resistor, 5V<br>Low Current<br>Bi-Color |
|  | 550-xx07-004F | 0.118 (3.00mm) | 1.00 (25.4mm) | .205 (5.21mm) | 0.25 (6.35mm) | •G<br>•Y<br>•R<br>•O | Integral Resistor, 5V<br>Low Current<br>High Efficiency<br>Tinted/Non-Diffused<br>Super Bright/Diffused<br>Super Bright/Water Clear<br>Non-Tinted/Non-Diffused<br>Bi-Color |
| **5mm Bi-Level LED CBI** | | | | | | | |
|  | 552-0xxxF | 0.125 (3.18mm) | 0.25 (6.35mm) | 0.22 (5.59mm) | 0.25 (6.36mm) | •G<br>•Y<br>•R<br>•O | Integral Resistor, 5, 12V<br>Low Current<br>Bi-Color |
|  | 552-35xxF | 0.125 (3.18mm) | 0.3 (7.62mm) | 0.32 (8.13mm) | 0.25 (6.35mm) | •R/•G<br>•Y/•G | Integral Resistor, 5V<br>Low Current<br>High Efficiency<br>Tinted/Non-Diffused<br>Super Bright/Diffused<br>Super Bright/Water Clear<br>Non-Tinted/Non-Diffused<br>Bi-Color |
|  | 552-22xx-100F | 0.125 (3.18mm) | 0.25 (6.35mm) | 0.345 (8.76mm) | 0.25 (6.35mm) | •R-•R<br>•G-•G<br>•G-•Y<br>•Y-•G<br>•Y-•Y | Integral Resistor, 5V<br>Low Current<br>High Efficiency<br>Tinted/Non-Diffused<br>Super Bright/Diffused<br>Super Bright/Water Clear<br>Non-Tinted/Non-Diffused<br>Bi-Color<br>Backlight |


*Dialight reserves the right to make changes at any time in order to supply the best product possible. Please reference www.dialight.com for the most current literature.*

Dialight





www.dialight.com

© 2009 Dialight Corp. All Rights Reserved

***CBI Selector Guide Ver 2***

# Full Part Number INDEX

| Section - 2mm | |
|---|---|
| Part Number | Description |
| | |

| Section - 3mm | |
|---|---|
| Part Number | Description |
| | |

# Full Part Number INDEX

| Section - 2mm | |
|---|---|
| Part Number | Description |
| | |

| Section - 3mm | |
|---|---|
| Part Number | Description |
| | |

# Full Part Number INDEX

| Section - 2mm | |
|---|---|
| Part Number | Description |
| | |

| Section - 3mm | |
|---|---|
| Part Number | Description |
| | |

# Full C Drawing INDEX

| Section - 2mm | |
|---|---|
| Drawing # | Description |
| | |

| Section - 3mm | |
|---|---|
| Part Number | Description |
| | |

ООО «ЛайфЭлектроникс» “LifeElectronics” LLC

ИНН 7805602321 КПП 780501001 Р/С 40702810122510004610 ФАКБ "АБСОЛЮТ БАНК" (ЗАО) в г.Санкт-Петербурге К/С 30101810900000000703 БИК 044030703

*Компания «Life Electronics» занимается поставками электронных компонентов импортного и отечественного производства от производителей и со складов крупных дистрибьюторов Европы, Америки и Азии.*

*С конца 2013 года компания активно расширяет линейку поставок компонентов по направлению коаксиальный кабель, кварцевые генераторы и конденсаторы (керамические, пленочные, электролитические), за счёт заключения дистрибьюторских договоров*

*Мы предлагаем:*

- *Конкурентоспособные цены и скидки постоянным клиентам.*
- *Специальные условия для постоянных клиентов.*
- *Подбор аналогов.*
- *Поставку компонентов в любых объемах, удовлетворяющих вашим потребностям.*

- *Приемлемые сроки поставки, возможна ускоренная поставка.*
- *Доставку товара в любую точку России и стран СНГ.*
- *Комплексную поставку.*
- *Работу по проектам и поставку образцов.*
- *Формирование склада под заказчика.*

- *Сертификаты соответствия на поставляемую продукцию (по желанию клиента).*
- *Тестирование поставляемой продукции.*
- *Поставку компонентов, требующих военную и космическую приемку.*
- *Входной контроль качества.*
- *Наличие сертификата ISO.*

*В составе нашей компании организован Конструкторский отдел, призванный помогать разработчикам, и инженерам.*

*Конструкторский отдел помогает осуществить:*

- *Регистрацию проекта у производителя компонентов.*
- *Техническую поддержку проекта.*
- *Защиту от снятия компонента с производства.*
- *Оценку стоимости проекта по компонентам.*
- *Изготовление тестовой платы монтаж и пусконаладочные работы.*

*Тел: +7 (812) 336 43 04 (многоканальный)*
*Email: org@lifeelectronics.ru*

***www.lifeelectronics.ru***