

COMPACT POWER RELAY

1 POLE - 30A (For Automotive Applications)

FBR53 Series

■ FEATURES

- Compact for high density packaging
- High contact capability (30A continuous)
- High temperature grade (-40°C to 125°C)
- Contact arrangement Form U (form A)
- 60A inrush
- Coil wire temp. class F



■ PARTNUMBER INFORMATION

[Example] FBR53 N D12 - Y
 (a) (b) (c) (d)

(a)	Relay type	FBR53 : FBR53 Series
(b)	Enclosure	N : Plastic sealed
(c)	Coil rated voltage	D12 : 9...12VDC Coil rating table at page 3
(d)	Contact material	Y : Silver-tin oxide

Actual marking does not carry the type name: "FBR"

E.g.: Ordering code: FBR53ND12-Y; Actual marking: 53ND12-Y

FBR53 SERIES

■ SPECIFICATION

Item	FBR53		
Contact Data	Configuration	Form U	
	Material	Silver-tin oxide (AgSnO ₂)	
	Voltage drop	Max. 100 mV at 1A (12VDC open contact voltage) Average 1.5mΩ at 7A, 12VDC	
	Contact rating	14VDC, 25A (resistive load)	
	Max. carrying current	30A continuous (15A each contact) at 25 °C	
	Max. inrush current	60A (30A each contact) at 25 °C	
	Min. switching load *	6 VDC, 1A	
Life	Mechanical	Min. 10 x 10 ⁶ operations (with no load for contact)	
	Electrical	Min. 100 x 10 ³ operations, 14VDC, 20A (resistive load)	
Coil Data	Rated power	600 mW	
	Operate power	220 mW	
	Operating temperature range	-40 °C to +125 °C (no frost)	
	Storage temperature range	-40 °C to +125 °C (no frost)	
	Operating humidity	45 to 85% RH	
	Coil wire temp. class	F	
Timing Data	Operate (at nominal voltage)	Max. 10 ms	
	Release (at nominal voltage)	Max. 5 ms (no diode)	
Insulation	Resistance (initial)	Minimum 100 M Ω	
	Dielectric strength	Open contacts	500 VAC (50/60 Hz) 1min.
		Contacts to coil	500 VAC (50/60 Hz) 1min.
Other	Vibration resistance	Misoperation	10 to 55Hz double amplitude 1.5mm, direction X, Y, Z
		Endurance	10 to 100Hz double amplitude 1.5mm, direction X, Y, Z No damage (mechanical and electrical) after test. Coil energizing: 1 hr each direction, Coil not energized: 1 hr each direction
	Shock	Misoperation	100m/s ² (11ms), direction X, Y, Z
		Endurance	1,000m/s ² (11ms), direction X, Y, Z, each 6 shocks. No damage (mechanical and electrical) after test. Coil energizing: 3 shocks. Coil not energized: 3 shocks, total 36 shocks.
	Terminal	Solderability	At 270 ± 10 °C for 3 ± 0.5sec.
		Strength	9.8N (1 Kgf) Pull force in longitudinal direction for 10 sec.
	Weight	Approximately 6 g	
	Sealing	Sealed, cat III	

* Minimum switching loads mentioned above are reference values. Please perform the confirmation test with actual load before production since reference values may vary according to switching frequencies, environmental conditions and expected reliability levels.

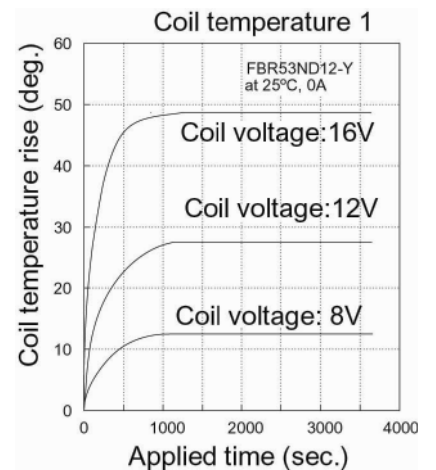
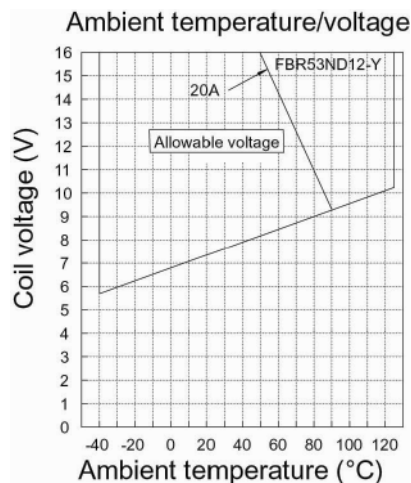
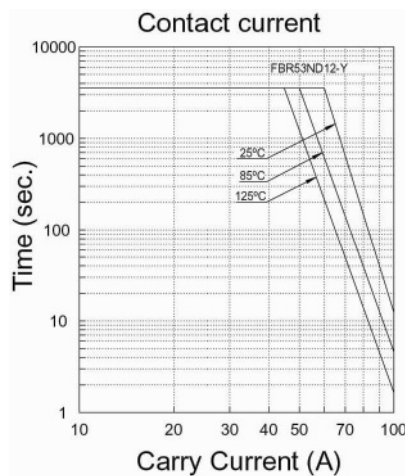
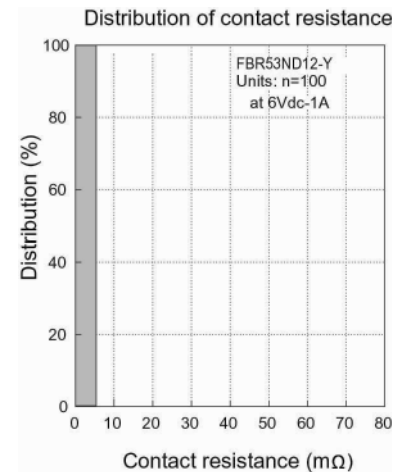
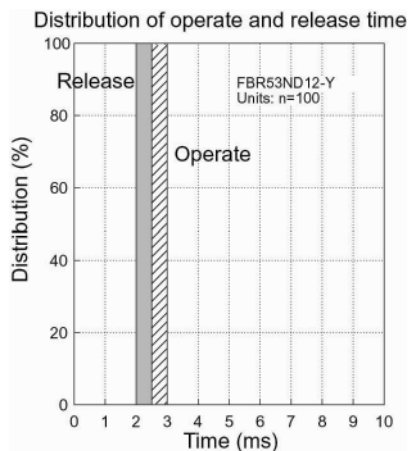
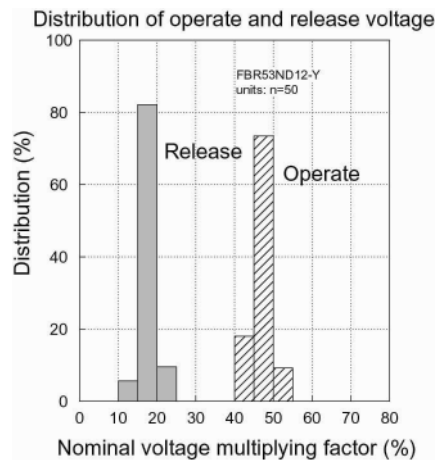
FBR53 SERIES

■ COIL RATING

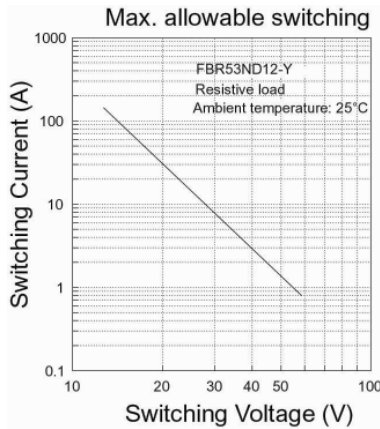
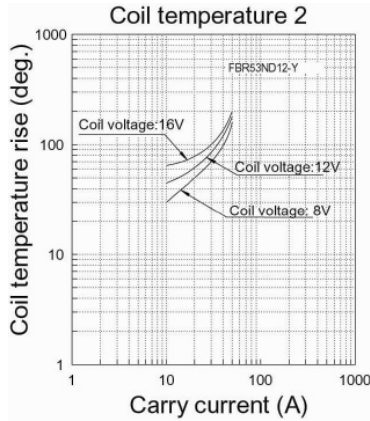
Coil Code	Rated Coil Voltage (VDC)	Coil Resistance +/- 10% (Ohm)	Must Operate Voltage (VDC) *	Must Release Voltage (VDC) *
D09	9	135	5.4	0.7
			6.8 (at 85 °C)	0.9 (at 85 °C)
D10	10	180	6.3	0.8
			7.9 (at 85 °C)	1.0 (at 85 °C)
D12	12	240	7.3	1.0
			9.2 (at 85 °C)	1.3 (at 85 °C)

Note: All values in the table are valid for 20°C and zero contact current, unless otherwise indicated.
 * Specified operate values are valid for pulse wave voltage.

■ REFERENCE DATA

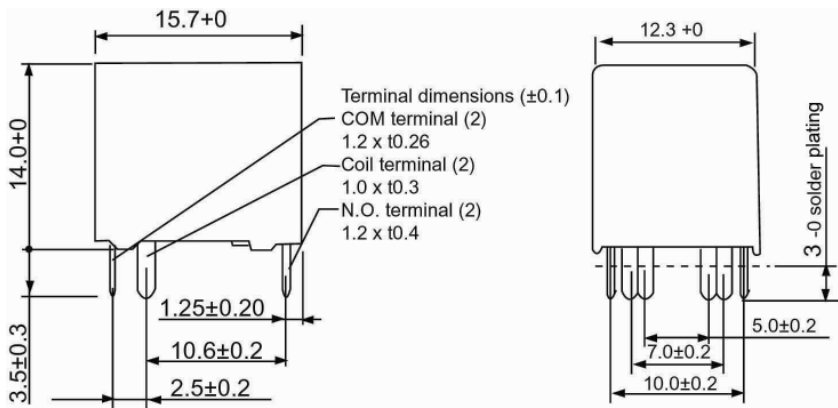


FBR53 SERIES

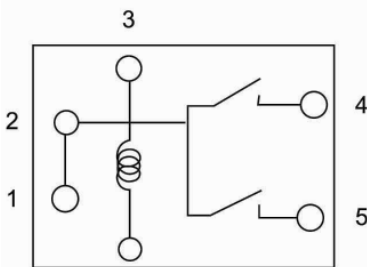


■ DIMENSIONS

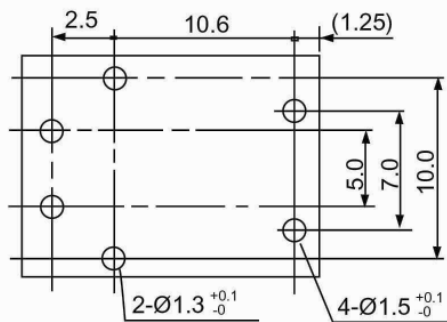
● Dimensions



● Schematics (BOTTOM VIEW)

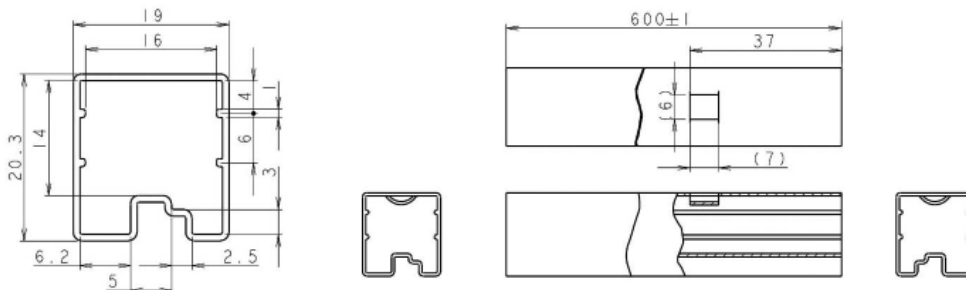


● Mounting hole layout (BOTTOM VIEW)



Unit: mm

● Tube carrier (pokayoke)



Unit: mm

RoHS Compliance and Lead Free Information

1. General Information

- All automotive relays produced by Fujitsu Components are compliant with RoHS directive 2002/95/EC including amendments.
- Cadmium as used in electrical contacts is exempted from the RoHS directives on October 21st, 2005. (Amendment to Directive 2002/95/EC)
- All our automotive relays are lead-free.
- Lead free solder plating on relay terminals is Sn-3.0Ag-0.5Cu, unless otherwise specified. This material has been verified to be compatible with PbSn assembly process.

2. Recommended Lead Free Solder Profile

- Recommended solder Sn-3.0Ag-0.5Cu.

Flow Solder condition:

Pre-heating: maximum 120°C
Soldering: dip within 5 sec. at
260°C solder bath

Solder by Soldering Iron:

Soldering Iron
Temperature: maximum 360°C
Duration: maximum 3 sec.

We highly recommend that you confirm your actual solder conditions

3. Moisture Sensitivity

- Moisture Sensitivity Level standard is not applicable to through hole mounted electromechanical relays, unless otherwise indicated.

4. Tin Whiskers

- Dipped SnAgCu solder is known as presenting a low risk to tin whisker development. No considerable length whisker was found by our in house test.

Fujitsu Components International Headquarter Offices

Japan

Fujitsu Component Limited
Gotanda-Chuo Building
3-5, Higashigotanda 2-chome, Shinagawa-ku
Tokyo 141, Japan
Tel: (81-3) 5449-7010
Fax: (81-3) 5449-2626
Email: promothq@ft.ed.fujitsu.com
Web: www.fcl.fujitsu.com

North and South America

Fujitsu Components America, Inc.
250 E. Caribbean Drive
Sunnyvale, CA 94089 U.S.A.
Tel: (1-408) 745-4900
Fax: (1-408) 745-4970
Email: components@us.fujitsu.com
Web: <http://us.fujitsu.com/components>

Europe

Fujitsu Components Europe B.V.
Diamantlaan 25
2132 WV Hoofddorp
Netherlands
Tel: (31-23) 5560910
Fax: (31-23) 5560950
Email: info@fceu.fujitsu.com
Web: emea.fujitsu.com/components/

Asia Pacific

Fujitsu Components Asia Ltd.
102E Pasir Panjang Road
#01-01 Citilink Warehouse Complex
Singapore 118529
Tel: (65) 6375-8560
Fax: (65) 6273-3021
Email: fcal@fcal.fujitsu.com
Web: <http://www.fujitsu.com/sg/services/micro/components/>

©2011 Fujitsu Components Europe B.V. All rights reserved. All trademarks or registered trademarks are the property of their respective owners.

The contents, data and information in this datasheet are provided by Fujitsu Component Ltd. as a service only to its user and only for general information purposes.

The use of the contents, data and information provided in this datasheet is at the users' own risk.

Fujitsu has assembled this datasheet with care and will endeavor to keep the contents, data and information correct, accurate, comprehensive, complete and up to date.

Fujitsu Components Europe B.V. and affiliated companies do however not accept any responsibility or liability on their behalf, nor on behalf of its employees, for any loss or damage, direct, indirect or consequential, with respect to this datasheet, its contents, data, and information and related graphics and the correctness, reliability, accuracy, comprehensiveness, usefulness, availability and completeness thereof.

Nor do Fujitsu Components Europe B.V. and affiliated companies accept on their behalf, nor on behalf of its employees, any responsibility or liability for any representation or warrant of any kind, express or implied, including warranties of any kind for merchantability or fitness for particular use, with respect to these datasheets, its contents, data, information and related graphics and the correctness, reliability, accuracy, comprehensiveness, usefulness, availability and completeness thereof. Rev. January 10, 2011

Компания «Life Electronics» занимается поставками электронных компонентов импортного и отечественного производства от производителей и со складов крупных дистрибьюторов Европы, Америки и Азии.

С конца 2013 года компания активно расширяет линейку поставок компонентов по направлению коаксиальный кабель, кварцевые генераторы и конденсаторы (керамические, пленочные, электролитические), за счёт заключения дистрибьюторских договоров

Мы предлагаем:

- Конкурентоспособные цены и скидки постоянным клиентам.
- Специальные условия для постоянных клиентов.
- Подбор аналогов.
- Поставку компонентов в любых объемах, удовлетворяющих вашим потребностям.
- Приемлемые сроки поставки, возможна ускоренная поставка.
- Доставку товара в любую точку России и стран СНГ.
- Комплексную поставку.
- Работу по проектам и поставку образцов.
- Формирование склада под заказчика.
- Сертификаты соответствия на поставляемую продукцию (по желанию клиента).
- Тестирование поставляемой продукции.
- Поставку компонентов, требующих военную и космическую приемку.
- Входной контроль качества.
- Наличие сертификата ISO.

В составе нашей компании организован Конструкторский отдел, призванный помогать разработчикам, и инженерам.

Конструкторский отдел помогает осуществить:

- Регистрацию проекта у производителя компонентов.
- Техническую поддержку проекта.
- Защиту от снятия компонента с производства.
- Оценку стоимости проекта по компонентам.
- Изготовление тестовой платы монтаж и пусконаладочные работы.



Тел: +7 (812) 336 43 04 (многоканальный)

Email: org@lifeelectronics.ru