

General data

LUMOTAST 75 IP40 pushbutton range

Illuminated pushbuttons, signal lamps and keylock switches

- Mounting hole diameter 16.2 mm
- Degree of protection IP40
- Solder terminals for the following wire cross-sections:
 - Installed 0.5 mm² max.
 - Factory terminated 0.35 mm² max.
- 250 V/4 A max.
- 2 NC + 2 NO max. (3 NC + 3 NO on request)
- Lamp socket T 4.5

Content

LUMOTAST 75 illuminated pushbutton IP40

- LUMOTAST 75 illuminated pushbutton IP40, protruding lens, round collar 1 - 38
- LUMOTAST 75 illuminated pushbutton IP40, protruding lens, square collar 1 - 40
- LUMOTAST 75 illuminated pushbutton IP40, flush lens, square collar 1 - 41
- LUMOTAST 75 illuminated pushbutton IP40, flush lens, rectangular collar 1 - 42
- LUMOTAST 75 illuminated pushbutton IP40, protruding lens, square collar 1 - 43

LUMOTAST 75 keylock switch IP40

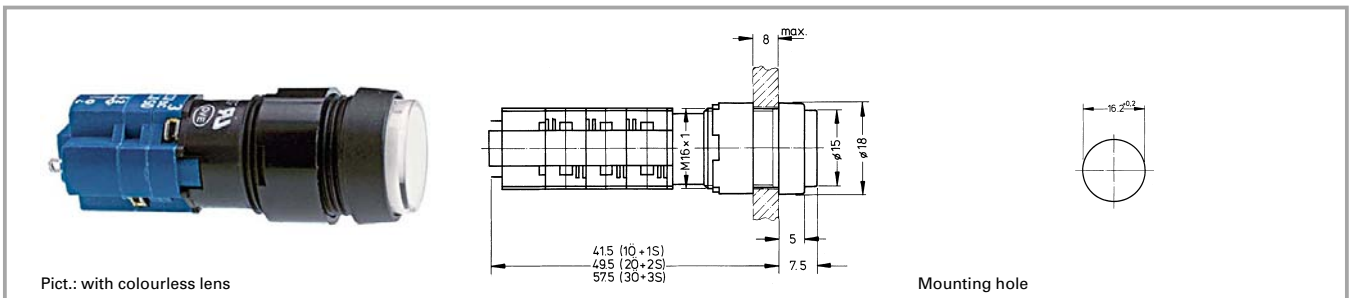
- LUMOTAST 75 keylock switch IP40, round collar 1 - 44
- LUMOTAST 75 keylock switch IP40, round collar 1 - 45
- LUMOTAST 75 keylock switch IP40, rectangular collar 1 - 46

LUMOTAST 75 IP40 signal lamp with lamp socket T 4.5

- LUMOTAST 75 IP40 signal lamp with lamp socket T 4.5, round collar, protruding lens 1 - 48
- LUMOTAST 75 IP40 signal lamp with lamp socket T 4.5, round collar, protruding lens 1 - 49
- LUMOTAST 75 IP40 signal lamp, square collar, flush lens 1 - 50
- LUMOTAST 75 IP40 signal lamp, rectangular collar, flush lens 1 - 50
- LUMOTAST 75 IP40 signal lamp, square collar, protruding lens 1 - 51

1

LUMOTAST 75 illuminated pushbutton IP40



Technical data

General information

Form of lens see order block
 Form of collar see order block
 Colour of collar see order block

Rated current AC max. 4 A
 Rated current DC max. 0.2 A
 Rated current AC/DC min. 5 mA
 Contact resistance acc. to life max. 200 mΩ
 Protection class II

Dimensions

Length of collar see order block
 Width of collar see order block
 Diameter of collar see order block
 Overall height 7.5 mm
 Mounting depth 41.5/49.5/57.5 mm
 Mounting hole 16.2 mm

Other specifications

Operating life, at 250 V/2 A (operations) 200000 (momentary)
 Operating life, at 250 V/4 A (operations) 60000 (momentary), 10000 (latching)

Mechanical design

Mounting ring nut
 Terminals solder terminals
 Contact system snap-action bridge contact
 Contact function see order block
 Contact arrangement see order block
 Contact materials Ag
 Illuminability yes
 Lamp socket T 4.5

Degree of protection from front side IP40
 Ambient temp. operating min. -25 °C
 Ambient temp. operating without lamp max. +70 °C
 Ambient temp. operating with lamp max. +55 °C
 Storage temperature min. -40 °C
 Storage temperature max. +80 °C
 Resistance to constant environment according to IEC 600 68-2-3 and 2-30

Mechanical characteristics

Operating force max. 3 ... 6.5 N
 Operating travel 2.7 mm
 Switching travel NC 1.6 mm
 Switching travel NO 0.9 mm
 Robustness min. 100 N

Resistance at variable environment according to IEC 600 68-2-14 and 2-33
 Approvals ENEC 25 T 55 (70), UL, CSA

Electrical characteristics

Rated voltage AC max. 250 V
 Rated voltage DC max. 220 V
 Rated voltage AC/DC min. 12 V

Flame class acc. to UL 94 V 1
 Hot wire ignition acc. to IEC 60695-2-1 yes

Accessories LUMOTAST 75 illuminated pushbutton IP40

Description	Photo	Order no.	Page
Filament lamp, T 4.5 base, 12 V		1.90.100.022/0000	5 - 6
Filament lamp, T 4.5 base, 24 V		1.90.100.023/0000	5 - 6

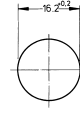
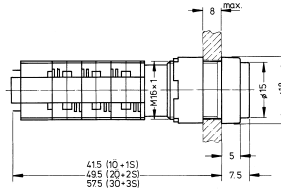
Accessories LUMOTAST 75 illuminated pushbutton IP40

Description	Photo	Order no.	Page
LED T 4.5 superbright, red, 24 V		1.90.690.331/0000	5 - 18
LED T 4.5 superbright, green, 24 V		1.90.690.332/0000	5 - 18
LED T 4.5 superbright, yellow, 24 V		1.90.690.333/0000	5 - 18
LED T 4.5 superbright, blue, 24 V		1.90.690.334/0000	5 - 18
LED T 4.5 superbright, white, 24 V		1.90.690.335/0000	5 - 18
LED T 4.5, red, 2-3 V		1.90.692.001/0000	5 - 18
LED T 4.5, green, 2-3 V		1.90.692.002/0000	5 - 18
LED T 4.5, yellow, 2-3 V		1.90.692.003/0000	5 - 18
Lamp extractor for T 4.5/5.5, lamp diameter 4 mm		1.90.900.002/0000	5 - 22
Lamp extractor for lamp diameter 5-6 mm		1.90.900.004/0000	5 - 22
Protective cap (for 18 x 24 collar)		5.05.800.027/0000	5 - 26
Blanking cap, black, to cover spare holes, dimensions 18 x 18 mm		5.52.006.020/0103	5 - 28
Blanking cap, black, to cover spare holes, dimensions 18 x 24 mm		5.52.006.021/0100	5 - 28
Blanking cap, black, to cover spare holes, round 18 mm		5.52.006.022/0100	5 - 28
Fixing spanner M 15, M 16		5.58.002.019/0105	5 - 23

LUMOTAST 75 illuminated pushbutton IP40, protruding lens, round collar



Pict.: with colourless lens



Mounting hole

Contact arrangement	Contact function	Colour of collar	Order no. without lens	Note
1 NC + 1 NO	momentary	black	1.15.108.451/0000	Please include the desired lens and diffuser in your order.
1 NC + 1 NO	latching	black	1.15.108.551/0000	Please include the desired lens and diffuser in your order.
2 NC + 2 NO	momentary	black	1.15.108.452/0000	Please include the desired lens and diffuser in your order.
2 NC + 2 NO	latching	black	1.15.108.552/0000	Please include the desired lens and diffuser in your order.

LUMO
75 (40)

Technical data see page 1 - 38

Lenses:

Lens, round, transparent colourless, for filament lamp or LED: **5.49.257.011/1002**

Lens, round, transparent red, for LED: **5.49.257.011/1301**

Lens, round, transparent red, for filament lamp: **5.49.257.011/1303**

Lens, round, transparent yellow, for filament lamp or LED: **5.49.257.011/1402**

Lens, round, transparent green, for filament lamp: **5.49.257.011/1502**

Lens, round, transparent green, for LED: **5.49.257.011/1503**

Lens, round, transparent blue, for filament lamp: **5.49.257.011/1601**

Accessories:

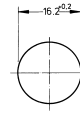
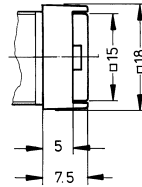
Diffuser, round, for filament lamp, without legend: **5.72.050.000/0202**

Diffuser, round, for LED, without legend: **5.72.050.000/0214**

LUMOTAST 75 illuminated pushbutton IP40, flush lens, square collar



Pict.: with red lens, without ring nut



Mounting hole

Contact arrangement	Contact function	Colour of collar	Order no. without lens	Note
1 NC + 1 NO	momentary	black	1.15.108.251/0000	Please include the desired lens and diffuser in your order.
1 NC + 1 NO	latching	black	1.15.108.351/0000	Please include the desired lens and diffuser in your order.
2 NC + 2 NO	momentary	black	1.15.108.252/0000	Please include the desired lens and diffuser in your order.
2 NC + 2 NO	latching	black	1.15.108.352/0000	Please include the desired lens and diffuser in your order.

Technical data see page 1 - 38

Lenses:

- Lens, square, transparent colourless, for filament lamp or LED: **5.49.275.036/1002**
- Lens, square, transparent red, for LED: **5.49.275.036/1301**
- Lens, square, transparent red, for filament lamp: **5.49.275.036/1303**
- Lens, square, transparent yellow, for filament lamp or LED: **5.49.275.036/1402**
- Lens, square, transparent green, for filament lamp: **5.49.275.036/1502**
- Lens, square, transparent green, for LED: **5.49.275.036/1503**
- Lens, square, transparent blue, for filament lamp: **5.49.275.036/1601**

Accessories:

- Sealing cap IP65 (for 18 x 18 collar): 5.05.200.009/0000
- Protective cap (for 18 x 18 collar): 5.05.800.030/0000
- Diffuser, square, for filament lamp, without legend: **5.73.013.000/0202**
- Diffuser, square, for LED, without legend: **5.73.013.000/0214**

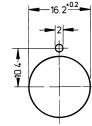
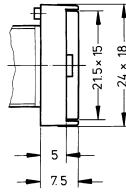
1

LUMO
75 (40)

LUMOTAST 75 illuminated pushbutton IP40, flush lens, rectangular collar



Pict.: with green lens



Contact arrangement	Contact function	Colour of collar	Order no. without lens	Note
1 NC + 1 NO	momentary	black	1.15.108.051/0000	Please include the desired lens and diffuser in your order.
1 NC + 1 NO	latching	black	1.15.108.151/0000	Please include the desired lens and diffuser in your order.
2 NC + 2 NO	momentary	black	1.15.108.052/0000	Please include the desired lens and diffuser in your order.
2 NC + 2 NO	latching	black	1.15.108.152/0000	Please include the desired lens and diffuser in your order.

Technical data see page 1 - 38

Lenses:

Lens, rectangular, transparent colourless, for filament lamp or LED: **5.49.275.032/1002**

Lens, rectangular, transparent red, for LED: **5.49.275.032/1301**

Lens, rectangular, transparent red, for filament lamp: **5.49.275.032/1303**

Lens, rectangular, transparent yellow, for filament lamp or LED: **5.49.275.032/1402**

Lens, rectangular, transparent green, for filament lamp: **5.49.275.032/1502**

Lens, rectangular, transparent green, for LED: **5.49.275.032/1503**

Lens, rectangular, transparent blue, for filament lamp: **5.49.275.032/1601**

Accessories:

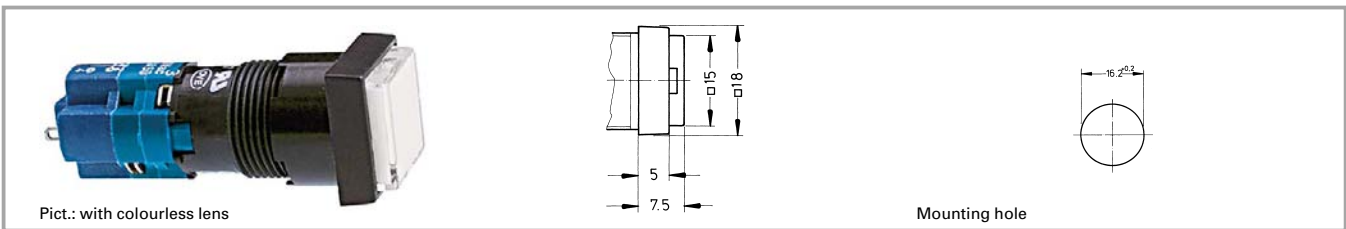
Sealing cap IP65 (for 18 x 24 collar): 5.05.200.008/0000

Protective cap (for 18 x 24 collar): 5.05.800.027/0000

Diffuser, rectangular, for filament lamp, without legend: **5.73.012.000/0202**

Diffuser, rectangular, for LED, without legend: **5.73.012.000/0214**

LUMOTAST 75 illuminated pushbutton IP40, protruding lens, square collar



Contact arrangement	Contact function	Colour of collar	Order no. without lens	Note
1 NC + 1 NO	momentary	black	1.15.108.256/0000	Please include the desired lens and diffuser in your order.
1 NC + 1 NO	latching	black	1.15.108.356/0000	Please include the desired lens and diffuser in your order.
2 NC + 2 NO	momentary	black	1.15.108.257/0000	Please include the desired lens and diffuser in your order.
2 NC + 2 NO	latching	black	1.15.108.357/0000	Please include the desired lens and diffuser in your order.

Technical data see page 1 - 38

Lenses:

- Lens, square, transparent colourless, for filament lamp or LED: **5.49.275.036/1002**
- Lens, square, transparent red, for LED: **5.49.275.036/1301**
- Lens, square, transparent red, for filament lamp: **5.49.275.036/1303**
- Lens, square, transparent yellow, for filament lamp or LED: **5.49.275.036/1402**
- Lens, square, transparent green, for filament lamp: **5.49.275.036/1502**
- Lens, square, transparent green, for LED: **5.49.275.036/1503**
- Lens, square, transparent blue, for filament lamp: **5.49.275.036/1601**

Accessories:

- Sealing cap IP65 (for 18 x 18 collar): 5.05.200.009/0000
- Protective cap (for 18 x 18 collar): 5.05.800.030/0000
- Diffuser, square, for filament lamp, without legend: **5.73.013.000/0202**
- Diffuser, square, for LED, without legend: **5.73.013.000/0214**

1

LUMO
75 (40)

1

LUMOTAST 75 keylock switch IP40



Mounting hole

Technical data

General information

Form of lens	see order block
Colour of collar	see order block
Form of collar	see order block

Dimensions

Length of collar	see order block
Diameter of collar	see order block
Width of collar	see order block
Overall height (without key)	7.5 mm
Mounting depth	see order block
Mounting hole	16.2 mm

Mechanical design

Mounting	ring nut
Terminals	solder terminals
Contact system	snap-action bridge contact
Contact function	see order block
Contact arrangement	see order block
Contact materials	Ag
Illuminability	no
Lock	cylinder lock
Wafers	4 pins
Lock type	1D 21
Number of locking positions	45
Main key	no
Symmetric key	no
Key removal position	see order block

Mechanical characteristics

Rotating angle	see order block
----------------	-----------------

Electrical characteristics

Rated voltage AC max.	250 V
Rated voltage DC max.	220 V

Rated voltage AC/DC min.	12 V
Rated current AC max.	4 A
Rated current DC max.	0.02 A
Rated current AC/DC min.	5 mA
Contact resistance acc. to life max.	200 mΩ
Bouncing time max.	10 ms
ESD-strength min.	14 kV




Other specifications

Operating life, at 250 V/2 A (operations)	50000 (momentary)
Operating life, at 250 V/4 A (operations)	50000 (momentary)
Degree of protection from front side	IP40
Ambient temp. operating min.	-25 °C
Ambient temp. operating max.	+70 °C
Storage temperature min.	-40 °C
Storage temperature max.	+80 °C
Resistance to constant environment	according to IEC 600 68-2-3 and 2-30
Resistance at variable environment	according to IEC 600 68-2-14 and 2-33
Weight max.	35 g
Approvals	ENEC 25 T 55 (70), UL, CSA
Flame class acc. to UL 94	V 1
Hot wire ignition acc. to IEC 60695-2-1	yes

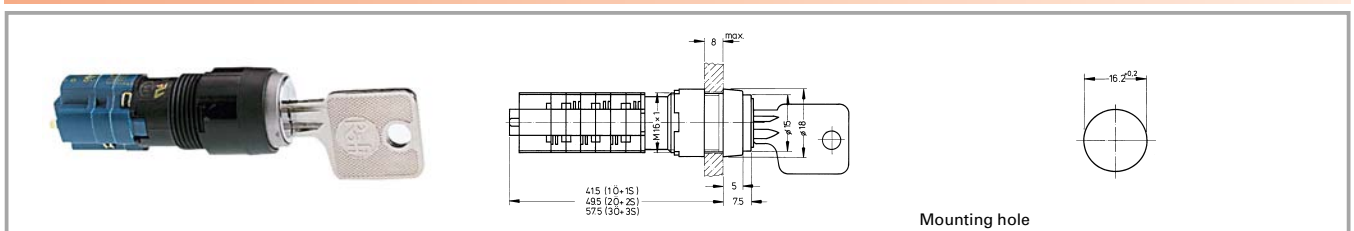
Accessories LUMOTAST 75 keylock switch IP40






Description	Photo	Order no.	Page
Blanking cap, black, to cover spare holes, dimensions 18 x 24 mm		5.52.006.021/0100	5 - 28
Blanking cap, black, to cover spare holes, round 18 mm		5.52.006.022/0100	5 - 28

Accessories LUMOTAST 75 keylock switch IP40

Description	Photo	Order no.	Page
Fixing spanner M 15, M 16		5.58.002.019/0105	5 - 23
Key cap for LUMO 75		5.58.002.030/0000	
Spare key for LUMO 75		5.58.004.721/0000	

LUMOTAST 75 keylock switch IP40, round collar



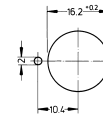
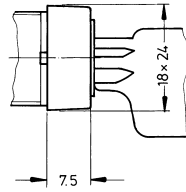
Contact arrangement	Contact function	Rotating angle	Key removal position	Colour of collar	Order no.
1 NC + 1 NO	latching	90°		black	1.15.108.851/0000
1 NC + 1 NO	latching	90°		black	1.15.108.911/0000
1 NC + 1 NO	momentary	45°		black	1.15.108.941/0000
2 NC + 2 NO	latching	90°		black	1.15.108.852/0000
2 NC + 2 NO	latching	90°		black	1.15.108.912/0000

Technical data see page 1 - 44

Included: 2 keys.

Other lock variants and contacts available on request.

LUMOTAST 75 keylock switch IP40, rectangular collar



Panel cut-out

Contact arrangement	Contact function	Rotating angle	Key removal position	Colour of collar	Order no.
1 NC + 1 NO	latching	90°		black	1.15.108.571/0100
1 NC + 1 NO	latching	90°		black	1.15.108.631/0100
1 NC + 1 NO	momentary	45°		black	1.15.108.661/0100
2 NC + 2 NO	latching	90°		black	1.15.108.572/0100
2 NC + 2 NO	latching	90°		black	1.15.108.632/0100

Technical data see page 1 - 44

Included: 2 keys.
Other lock variants and contacts available on request.

1

LUMO
75 (40)

Компания «Life Electronics» занимается поставками электронных компонентов импортного и отечественного производства от производителей и со складов крупных дистрибьюторов Европы, Америки и Азии.

С конца 2013 года компания активно расширяет линейку поставок компонентов по направлению коаксиальный кабель, кварцевые генераторы и конденсаторы (керамические, пленочные, электролитические), за счёт заключения дистрибьюторских договоров

Мы предлагаем:

- Конкурентоспособные цены и скидки постоянным клиентам.
- Специальные условия для постоянных клиентов.
- Подбор аналогов.
- Поставку компонентов в любых объемах, удовлетворяющих вашим потребностям.
- Приемлемые сроки поставки, возможна ускоренная поставка.
- Доставку товара в любую точку России и стран СНГ.
- Комплексную поставку.
- Работу по проектам и поставку образцов.
- Формирование склада под заказчика.
- Сертификаты соответствия на поставляемую продукцию (по желанию клиента).
- Тестирование поставляемой продукции.
- Поставку компонентов, требующих военную и космическую приемку.
- Входной контроль качества.
- Наличие сертификата ISO.

В составе нашей компании организован Конструкторский отдел, призванный помогать разработчикам, и инженерам.

Конструкторский отдел помогает осуществить:

- Регистрацию проекта у производителя компонентов.
- Техническую поддержку проекта.
- Защиту от снятия компонента с производства.
- Оценку стоимости проекта по компонентам.
- Изготовление тестовой платы монтаж и пусконаладочные работы.



Тел: +7 (812) 336 43 04 (многоканальный)

Email: org@lifeelectronics.ru