

Surface Mount Fuse with Holder, 12 x 5.2 mm, Time-Lag T, 125 VAC, 125 VDC



UL 248-14 · 125 VAC · 125 VDC · Time-Lag T

See below:
[Approvals and Compliances](#)

Description

- Directly solderable on printed circuit boards
- OMZ 125 = OMT 125 + OMH 125


References

[Packaging Details](#)

Weblinks

[pdf data sheet](#), [html datasheet](#), [General Product Information](#), [Packaging details](#), [Distributor-Stock-Check](#), [Detailed request for product](#)

Technical Data

| | |
|------------------------------|--|
| Rated Voltage | 125 VAC, 125 VDC |
| Rated current | 0.25 - 5 A |
| Breaking Capacity | 100 A |
| Characteristic | Time-Lag T |
| Mounting | PCB,SMT |
| Admissible Ambient Air Temp. | -40 °C to 85 °C |
| Climatic Category | 40/085/21 acc. to IEC 60068-1 |
| Material: Housing | Thermoplastic, UL 94V-0 |
| Material: Terminals | Tin-Plated Copper |
| Unit Weight | 0.47 g |
| Storage Conditions | 0 °C to 60 °C, max. 70% r.h. |
| Product Marking |  Type, Rated current, Certification marks |

| | |
|------------------------------|---|
| Soldering Methods | Reflow Soldering Profile |
| Solderability | 245 °C / 3 sec acc. to IEC 60068-2-58, Test Td |
| Resistance to Soldering Heat | 260 °C / 10 sec acc. to IEC 60068-2-58, Test Td |
| Moisture Sensitivity Level | MSL 1, J-STD-020 |



Approvals and Compliances

Detailed information on product approvals, code requirements, usage instructions and detailed test conditions can be looked up in [Details about Approvals](#)

SCHURTER products are designed for use in industrial environments. They have approvals from independent testing bodies according to national and international standards. Products with specific characteristics and requirements such as required in the automotive sector according to IATF 16949, medical technology according to ISO 13485 or in the aerospace industry can be offered exclusively with customer-specific, individual agreements by SCHURTER.


Product standards

Product standards that are referenced

| Organization | Design | Standard | Description |
|---|-----------------------|--------------------|---|
|  | Designed according to | UL 248-14 | Low voltage fuses - Part 14: Additional fuses |
|  | Designed according to | CSA22.2 No. 248.14 | Low-Voltage Fuses - Part 14: Supplemental Fuses |

Application standards

Application standards where the product can be used

| Organization | Design | Standard | Description |
|---|--------------------------------|----------------|--|
|  | Designed for applications acc. | IEC/UL 62368-1 | IEC 62368-1 includes the basic requirements for safety of audio, video, information technology and office equipment. |

Compliances

The product complies with following Guide Lines

| Identification | Details | Initiator | Description |
|--|--|-------------|---|
|  | CE declaration of conformity | SCHURTER AG | The CE marking declares that the product complies with the applicable requirements laid down in the harmonisation of Community legislation on its affixing in accordance with EU Regulation 765/2008. |
|  | RoHS | SCHURTER AG | Directive RoHS 2011/65/EU, Amendment (EU) 2015/863 |
|  | China RoHS | SCHURTER AG | The law SJ / T 11363-2006 (China RoHS) has been in force since 1 March 2007. It is similar to the EU directive RoHS. |
|  | REACH | SCHURTER AG | On 1 June 2007, Regulation (EC) No 1907/2006 on the Registration, Evaluation, Authorization and Restriction of Chemicals 1 (abbreviated as "REACH") entered into force. |

Dimension [mm]

12 mm

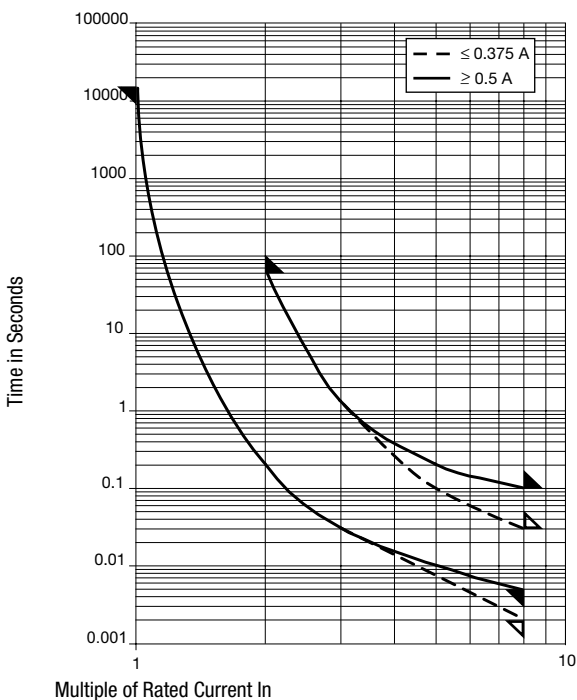


Soldering pads

Pre-Arcing Time

| Rated Current I_n | 1.0 x I_n min. | 2.0 x I_n max. | 8.0 x I_n min. | 8.0 x I_n max. |
|---------------------|------------------|------------------|------------------|------------------|
| 0.25 A - 0.375 A | 4 h | 60 s | 2 ms | 10 ms |
| 0.5 A - 6.3 A | 4 h | 60 s | 5 ms | 100 ms |

Time-Current-Curves



All Variants

| Fuse | Holder | Rated Current [A] | Rated Voltage [VAC] | Rated Voltage [VDC] | Breaking Capacity | Voltage Drop 1.0 I _n typ. [mV] | Power Dissipation 1.0 I _n typ. [mW] | Melting I ² t 8.0 I _n typ. [A ² s] | Order Number |
|------|--------|-------------------|---------------------|---------------------|-------------------|---|--|---|--------------|
| ● | ● | 0.25 | 125 | 125 | 1) | 142 | 35.5 | 0.02 | 3404.2320.11 |
| ● | ● | 0.25 | 125 | 125 | 1) | 142 | 35.5 | 0.02 | 3404.2320.22 |
| ● | ● | 0.25 | 125 | 125 | 1) | 142 | 35.5 | 0.02 | 3404.2320.23 |
| ● | ● | 0.375 | 125 | 125 | 1) | 123 | 46.1 | 0.054 | 3404.2321.11 |
| ● | ● | 0.375 | 125 | 125 | 1) | 123 | 46.1 | 0.054 | 3404.2321.22 |
| ● | ● | 0.375 | 125 | 125 | 1) | 123 | 46.1 | 0.054 | 3404.2321.23 |
| ● | ● | 0.5 | 125 | 125 | 1) | 95 | 47.5 | 0.16 | 3404.2322.11 |
| ● | ● | 0.5 | 125 | 125 | 1) | 95 | 47.5 | 0.16 | 3404.2322.22 |
| ● | ● | 0.5 | 125 | 125 | 1) | 95 | 47.5 | 0.16 | 3404.2322.23 |
| ● | ● | 0.75 | 125 | 125 | 1) | 92 | 69 | 0.43 | 3404.2323.11 |
| ● | ● | 0.75 | 125 | 125 | 1) | 92 | 69 | 0.43 | 3404.2323.22 |
| ● | ● | 0.75 | 125 | 125 | 1) | 92 | 69 | 0.43 | 3404.2323.23 |
| ● | ● | 1 | 125 | 125 | 1) | 88 | 88 | 0.77 | 3404.2324.11 |
| ● | ● | 1 | 125 | 125 | 1) | 88 | 88 | 0.77 | 3404.2324.22 |
| ● | ● | 1 | 125 | 125 | 1) | 88 | 88 | 0.77 | 3404.2324.23 |
| ● | ● | 1.5 | 125 | 125 | 1) | 82 | 123 | 1.73 | 3404.2325.11 |
| ● | ● | 1.5 | 125 | 125 | 1) | 82 | 123 | 1.73 | 3404.2325.22 |
| ● | ● | 1.5 | 125 | 125 | 1) | 82 | 123 | 1.73 | 3404.2325.23 |
| ● | ● | 2 | 125 | 125 | 1) | 75 | 150 | 3.58 | 3404.2326.11 |
| ● | ● | 2 | 125 | 125 | 1) | 75 | 150 | 3.58 | 3404.2326.22 |
| ● | ● | 2 | 125 | 125 | 1) | 75 | 150 | 3.58 | 3404.2326.23 |
| ● | ● | 2.5 | 125 | 125 | 1) | 137 | 343 | 5.6 | 3404.2327.11 |
| ● | ● | 2.5 | 125 | 125 | 1) | 137 | 343 | 5.6 | 3404.2327.22 |
| ● | ● | 2.5 | 125 | 125 | 1) | 137 | 343 | 5.6 | 3404.2327.23 |
| ● | ● | 3 | 125 | 125 | 1) | 128 | 384 | 8.06 | 3404.2328.11 |
| ● | ● | 3 | 125 | 125 | 1) | 128 | 384 | 8.06 | 3404.2328.22 |
| ● | ● | 3 | 125 | 125 | 1) | 128 | 384 | 8.06 | 3404.2328.23 |
| ● | ● | 3.5 | 125 | 125 | 1) | 119 | 417 | 11.76 | 3404.2329.11 |
| ● | ● | 3.5 | 125 | 125 | 1) | 119 | 417 | 11.76 | 3404.2329.22 |
| ● | ● | 3.5 | 125 | 125 | 1) | 119 | 417 | 11.76 | 3404.2329.23 |
| ● | ● | 4 | 125 | 125 | 1) | 77 | 308 | 12.3 | 3404.2330.11 |
| ● | ● | 4 | 125 | 125 | 1) | 77 | 308 | 12.3 | 3404.2330.22 |
| ● | ● | 4 | 125 | 125 | 1) | 77 | 308 | 12.3 | 3404.2330.23 |
| ● | ● | 5 | 125 | 125 | 1) | 79 | 395 | 20.8 | 3404.2331.11 |
| ● | ● | 5 | 125 | 125 | 1) | 79 | 395 | 20.8 | 3404.2331.22 |
| ● | ● | 5 | 125 | 125 | 1) | 79 | 395 | 20.8 | 3404.2331.23 |

Availability for all products can be searched real-time: <https://www.schurter.com/en/Stock-Check/Stock-Check-SCHURTER>

1) 100 A @ 125 VAC , p.f. ≥ 0.95 / 100 A @ 125 VDC

| Packaging Unit | | |
|----------------|-----------|-------------------------------------|
| | .xx = .11 | Plastic Bag (100 pcs.) |
| | .xx = .22 | Blister Tape 33 cm Reel (750 pcs.) |
| | .xx = .23 | Blister Tape 38 cm Reel (1500 pcs.) |

Компания «Life Electronics» занимается поставками электронных компонентов импортного и отечественного производства от производителей и со складов крупных дистрибьюторов Европы, Америки и Азии.

С конца 2013 года компания активно расширяет линейку поставок компонентов по направлению коаксиальный кабель, кварцевые генераторы и конденсаторы (керамические, пленочные, электролитические), за счёт заключения дистрибьюторских договоров

Мы предлагаем:

- Конкурентоспособные цены и скидки постоянным клиентам.
- Специальные условия для постоянных клиентов.
- Подбор аналогов.
- Поставку компонентов в любых объемах, удовлетворяющих вашим потребностям.
- Приемлемые сроки поставки, возможна ускоренная поставка.
- Доставку товара в любую точку России и стран СНГ.
- Комплексную поставку.
- Работу по проектам и поставку образцов.
- Формирование склада под заказчика.
- Сертификаты соответствия на поставляемую продукцию (по желанию клиента).
- Тестирование поставляемой продукции.
- Поставку компонентов, требующих военную и космическую приемку.
- Входной контроль качества.
- Наличие сертификата ISO.

В составе нашей компании организован Конструкторский отдел, призванный помогать разработчикам, и инженерам.

Конструкторский отдел помогает осуществить:

- Регистрацию проекта у производителя компонентов.
- Техническую поддержку проекта.
- Защиту от снятия компонента с производства.
- Оценку стоимости проекта по компонентам.
- Изготовление тестовой платы монтаж и пусконаладочные работы.



Тел: +7 (812) 336 43 04 (многоканальный)

Email: org@lifeelectronics.ru