

Innovative and Powerful Features!

- ◆ Rugged metal case for harsh industrial environments
- ◆ Shock and vibration proof
- ◆ Worldwide Safety approval package.
- ◆ ATEX certification and IECEx test report (opt. EX)
- ◆ Model TSP 090-124N meets NEC class 2
- ◆ Industrial operating temperature range: -25°C to +70°C
- ◆ Adjustable output voltage
- ◆ Protection against short-circuit, overvoltage and over-temperature
- ◆ Power OK signal, Remote On/Off
- ◆ Wall mounting (opt.)
- ◆ 3-year product warranty

Function Modules (see page 5)



The TSP series comprises high performance DIN-rail mount power supplies designed for reliable operation under difficult factory floor conditions. High immunity against electrical disturbances and rugged metal casing make these modules the best choice to power sensitive loads in industrial process control systems, machine tools or other demanding industrial applications. They provide a DC-OK signal and external shut down function. Detachable screw terminal blocks make the connection easy.

This power supply line is accompanied by a wide range of function modules for reliable system solutions:

Redundancy modules for true current sharing in parallel operation and for redundant systems.

Battery controller modules to configure high reliable UPS systems for 12, 24 and 48 VDC. Selection of battery packs available.

Buffer modules for protection against short time AC power loss. Maintenance free! No batteries required.

Models

| Order Code | Output Power (Pmax) | **Output Voltage (Vnom) | ***Output Current (Imax) |
|--------------|------------------------|----------------------------|-----------------------------|
| TSP 070-112* | 72 W | 12 VDC | 6.0 A |
| TSP 090-124* | 90 W | 24 VDC | 3.75 A |
| TSP 090-124N | 90 W | 24 VDC | 3.75 A |
| TSP 090-148* | 96 W | 48 VDC | 2.0 A |
| TSP 140-112* | 144 W | 12 VDC | 12.0 A |
| TSP 180-124* | 180 W | 24 VDC | 7.5 A |
| TSP 180-148* | 192 W | 48 VDC | 4.0 A |
| TSP 360-124* | 360 W | 24 VDC | 15.0 A |
| TSP 360-148* | | 48 VDC | 7.5 A |
| TSP 600-124* | 600 W | 24 VDC | 25.0 A |
| TSP 600-136 | | 36 VDC | 16.5 A |
| TSP 600-148* | | 48 VDC | 12.5 A |

* For ATEX / IECEx compliant model add appendix -EX to order code.

** Output voltage adjustable 12-14 VDC, 24-28 VDC and 48-56VDC

*** Max. current at nominal output voltage and operating temperature up to 40 °C max.



Input Specifications

| | | |
|---|--|--|
| Input voltage range | – TSP 070/090 – other models: – output current derating at operation below 100 VAC | 85 – 264 VAC universal input 85 – 132 / 187 – 264 VAC autoselect see graph B, page 4 |
| Input voltage frequency | | 47 – 63 Hz |
| Harmonic limits | | EN 61000-3-2, Class A (for limited output power) |
| Holdup time | 230 VAC 115 VAC | 20 ms 10 ms at full load, 20 ms at 66% load |
| Inrush current | – TSP 070/090 – TSP 140/180 – TSP 360 – TSP 600 | 115 VAC 230 VAC < 12 A < 13 A < 16 A < 25 A |
| Recommended circuit breaker, characteristic B | – TSP 070/090/140/180 – TSP 360 – TSP 600 | 6.0 – 16.0 A 10.0 – 16.0 A 16.0 – 25.0 A |
| Efficiency | | 87 % typ. |

Output Specifications

| | | |
|-------------------------------------|--|--|
| Output voltage adj. range | – 12 VDC models: – 24 VDC models: – 36 VDC model: – 48 VDC models: | 12 – 14 VDC 24 – 28 VDC 36 – 42 VDC 48 – 56 VDC |
| | | At output voltage higher than nominal output voltage max. output current has to be reduced accordingly, in order not to exceed max. output power. |
| Regulation | – Input variation – Load variation (10–100 %) | 0.5 % max. 0.5 % max. |
| Ripple and Noise (20MHz bandwidth) | | 100 mV pk-pk typ. (200 mV pk-pk max. at I _{max}) |
| Electronic short circuit protection | | current limitation at I _{max} . constant current, automatic recovery |
| Output overvoltage protection | – 12 VDC models: – 24 VDC models: – 36 VDC model: – 48 VDC models: | 20 V 35 V 43 V 60 V |
| Overload protection | | electronic overload protection |
| Overtemperature protection | | switch off at overtemperature, automatic restart |
| Power back immunity | – 12 VDC models: – 24 VDC models: – 36 VDC model: – 48 VDC models: | 16 V 35 V 48 V 63 V |
| Status indicator | | dual color LED (green: DC ok, red: DC off) |
| Power OK signal | – trigger threshold: – active output signal: (reference to –V _{out}) – relay output | – 12 VDC models: 9 – 11 V – 24 VDC models: 18 – 22 V – 36 VDC model: 27 – 34 V – 48 VDC models: 36 – 46 V – 12 VDC models: 11.0 V ±1.0 V (20 mA max. for TSP 070, 40 mA max. for TSP 140) – 24 VDC models: 22.0 V ±2.0V / 20 mA max. (10 mA max. for TSP 090, 20mA max. for others) – 36 VDC model: 34.0 V ±2.0 V / 20 mA max. – 48 VDC models: 44.0 V ±4.0 V / 15 mA max. DC OK = contact closed rated: 30 VDC/1.0 A for 12/24 VDC models rated: 30 VDC/2.0 A for 36 VDC model rated: 48 VDC/0.5 A for 48 VDC models |

General Specifications

| | | |
|---|---|---|
| Max. capacitive load | | unlimited |
| Temperature range | – Operating | –25°C to +70°C max. (for derating see graph A on page 4) |
| | – Storage | –25°C to +85°C |
| Cooling | | convection cooling, no internal fan |
| Humidity (non condensing) | | 95 % rel. H max. |
| Pollution degree | | 2 |
| Temperature coefficient | | 0.02 %/K |
| Reliability, calculated MTBF (at +25°C acc. to IEC 61709) | – TSP 070/090 | >1.8 Mio h |
| | – TSP 140 | >1.2 Mio h |
| | – TSP 180/360/600 | >0.9 Mio h |
| Remote On/Off | | by ext. contact. DC on: -S contact open DC off: -S connectetd via 1Kohm to -Vout |
| Isolation | | according to IEC/EN 60950-1, UL 60950-1, UL 508 |
| Safety standards | – Information technology equipment – Industrial control equipment – Electrical equipment for machines – Electronic equipment for power installation – Safety transformers for SMPS – Limited power source (model TSP 090-124N) – Control equipment for hazardous location | IEC/EN 60950-1, UL 60950-1, CSA-C22.2 No. 60950-1-03 UL 508, CSA-C22.2 No. 107 EN 60204 EN 50178 EN 61558-2-16 EN 60950 sect. 2.5 and NEC Class 2 UL 60079-15 (Class I, Division 2, Groups A,B,C,D AEx n C II C T4 U) IEC/EN 60079-15 (Class I, Zone 2, EEx nC II C T4 U),  II3G EEx nAC IIC T4 (T3 with limited power) |
| Safety approvals and certifications | – CB report – UL approvals – CSA certification –  II3G ATEX 94/9/EC – BG certification | for IEC/EN 60950-1 www.tracopower.com/products/tsp-cb.pdf UL 60950-1 rec. File: e181381, UL 508C listed File: e210002 www.ul.com -> certifications (file no. 219759) for UL 60950-1, UL 508, UL 60079-15-02, ANSI/ISA 12.12.01, CSA-22.2 No. 60950-1-03, CSA C22.2 No. 107, CSA 60079-15-02 www.tracopower.com/products/tsp-csa.pdf certificate no. EPS 12 ATEX 1 424 X (option -EX only) www.tracopower.com/products/tsp-atex.pdf EN 60950-1, EN 60204-1, EN 61558-2-16, EN 50178 www.tracopower.com/products/tsp-bg.pdf |
| Class of protection | | safety class I (IEC 536) |
| Degree of protection | | IP 20 (IEC/EN 60529) |
| Electromagnetic compatibility (EMC), Emissions | – Conducted RI suppression on input – Radiated RI suppression | EN 61000-6-3, EN 61204-3 EN 55011 class B, EN 55022 class B, EN 55011 class B, EN 55022 class B, |
| Electromagnetic compatibility (EMC), Immunity | – Electrostatic discharge (ESD) – Radiated RF field immunity – Electrical fast transient / burst immunity – Surge immunity – Immunity to conducted RF disturbances – Power frequency field immunity – Mains voltage dips and interruptions – Voltage sag immunity | EN 61000-6-2, EN 61204-3 IEC / EN 61000-4-2 4 kV / 8 kV criteria B IEC / EN 61000-4-3 10 V / m criteria A IEC / EN 61000-4-4 2 kV criteria B IEC / EN 61000-4-5 1 kV / 2 kV criteria B IEC / EN 61000-4-6 10 V criteria A IEC / EN 61000-4-8 30 A / m criteria A IEC / EN 61000-4-11 criteria B/C SEMI F47 www.tracopower.com/products/TSP_SemiF47.pdf |

General Specifications

| | | |
|---------------------------|--|---|
| Environment | – Vibration acc. IEC 60068-2-6; – Shock acc. IEC 60068-2-27 | 3 axis, sine sweep, 10 – 55 Hz, 1 g, 1 oct/min 3 axis, 15 g half sine, 11 ms |
| Enclosure material | | aluminium (chassis) / stainless steel (cover) |
| Mounting | – DIN-rail mounting – Wall mounting (option) | for DIN-rails as per EN 50022-35x15/7.5 (snap-on with self-locking spring) with wall mounting bracket - see page 9 |
| Connection | | detachable screw terminals (plugs included) 2 terminals per output |
| Remote On/Off connection | – 2 pin molex male terminal KK series | mating connector information (cable not included) www.tracopower.com/products/tsp-rc-cable.pdf |
| Installation instructions | | www.tracopower.com/products/tsp-inst.pdf |

Output Power Derating



All specifications valid at nominal input voltage, full load and +25°C after warm-up time unless otherwise stated.

Function Modules Overview

Redundancy Module:

With this module and two power supplies of the TSP series a highly reliable, true redundant power system can be configured without any additional components. This module provides:

- Operation with true current sharing
- Alarm outputs and redundancy OK signal
- Hot swappable inputs can be loaded up to 1.5A each (resp. 2.5A with model TSP-REM600)



TSP-REM360
TSP-REM600

| Models | | |
|------------|---------------------|--------------|
| Order Code | Output Voltage adj. | Output Power |
| TSP-REM360 | 24 VDC | 360 W |
| TSP-REM600 | (24 – 27 VDC) | 600 W |

TSP-REM datasheet: www.tracopower.com/products/tsp-rem.pdf

Battery Controller Modules + Batteries:

This module provides a professional battery controller to charge and monitor an external lead-acid battery. Together with a power supply of the TSP series and a battery pack a perfect DC-UPS system can be configured. This module provides:

- Battery protection for over voltage, deep discharge, short circuit and reverse connection
- Remote On/Off for battery and power supply
- Alarm outputs for input, output and battery condition
- Controlled end of charge voltage by temperature sensor
- Redundant inputs for two independent sources (**TSP-BCM360 only**)



TSP-BCM12
TSP-BCM24
TSP-BCM48

TSP-BCM24A
TSP-BCM48A

TSP-BCM360

| Models | | |
|------------|----------------|--------------|
| Order Code | Output Voltage | Output Power |
| TSP-BCM12 | 12 VDC | 180 W |
| TSP-BCM24 | 24 VDC | 360 W |
| TSP-BCM24A | | 600 W |
| TSP-BCM48 | 48 VDC | 360 W |
| TSP-BCM48A | | 600 W |
| TSP-BCM360 | 24/48 VDC | 360 W |

TSP-BCM datasheet: www.tracopower.com/products/tsp-bcm.pdf

TSP-BCM360 datasheet: www.tracopower.com/products/tsp-bcmu.pdf

Buffer Module:

This module will maintain the output voltage of a 24VDC power supply during typical mains faults, short time blackouts or voltage dips of up to ten full 50Hz cycles. During this buffer period no deterioration of the 24VDC output voltage will occur. This module provides:

- Capacitor bank for energy storage, no battery needed!
- Maintenance free, long lifetime, high performance also at low temperature.
- Guaranteed Hold-up-time 200ms/25A to 4s/1.2A max.
- Output 24 to 28VDC, 600W max.
- Active ready and inhibit signals



TSP-BFM24

| Models | | |
|------------|----------------|--------------|
| Order Code | Output Voltage | Output Power |
| TSP-BFM24 | 24 – 28VDC | 600 W |

TSP-BFM datasheet: www.tracopower.com/products/tsp-bfm.pdf

Outline Dimensions

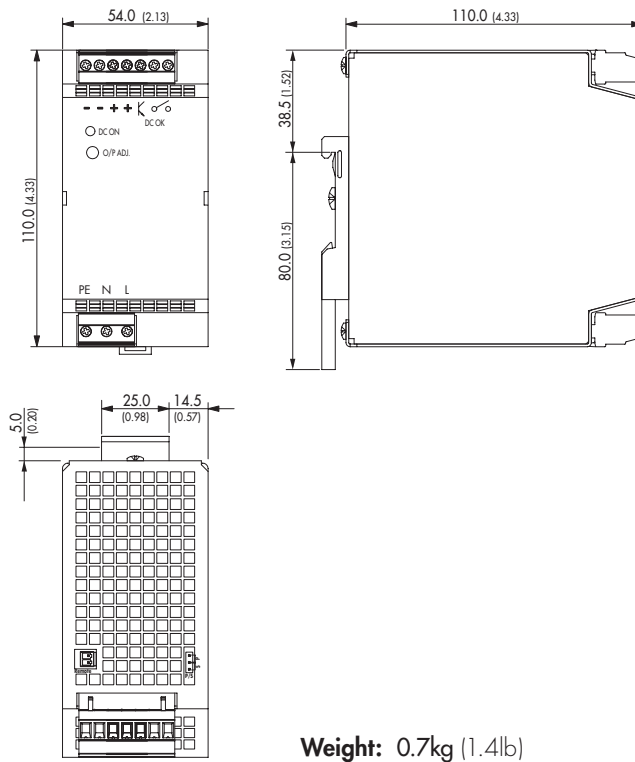
Models:
TSP 070/090

Function Modules:
TSP-REM360
TSP-BCM12
TSP-BCM24
TSP-BCM48



Models:
TSP 140/180

Function Modules:
TSP-REM600
TSP-BCM24A
TSP-BCM48A
TSP-BCMU360
TSP-BFM24



Dimensions in [mm], () = inch
Tolerances: ±0.5 mm (±0.02)

Outline Dimensions

Models:
TSP 360



Weight: 1.1kg (2.4lb)

Dimensions in [mm], () = inch
Tolerances: ± 0.5 mm (± 0.02)

Outline Dimensions

Models:
TSP 600



Weight: 2.8kg (6.0lb)

Dimensions in [mm], () = inch
Tolerances: ± 0.5 mm (± 0.02)

TSP-WMK Wall Mounting Bracket

| Ordercode of Kit | For Models | Content of Kit |
|------------------|------------------------------------|----------------|
| TSP-WMK03 | TSP 070, TSP 090, TSP 140, TSP 180 | 1 bracket |
| TSP-WMK02 | TSP 360, TSP 600 | 2 brackets |

TSP-WMK03



TSP-WMK02



Dimensions in [mm], () = Inch
Tolerances: ±0.5 mm (±0.02)

Specifications can be changed without notice! Make sure you are using the latest documentation, downloadable at www.tracopower.com

Компания «Life Electronics» занимается поставками электронных компонентов импортного и отечественного производства от производителей и со складов крупных дистрибьюторов Европы, Америки и Азии.

С конца 2013 года компания активно расширяет линейку поставок компонентов по направлению коаксиальный кабель, кварцевые генераторы и конденсаторы (керамические, пленочные, электролитические), за счёт заключения дистрибьюторских договоров

Мы предлагаем:

- Конкуренспособные цены и скидки постоянным клиентам.
- Специальные условия для постоянных клиентов.
- Подбор аналогов.
- Поставку компонентов в любых объемах, удовлетворяющих вашим потребностям.
- Приемлемые сроки поставки, возможна ускоренная поставка.
- Доставку товара в любую точку России и стран СНГ.
- Комплексную поставку.
- Работу по проектам и поставку образцов.
- Формирование склада под заказчика.
- Сертификаты соответствия на поставляемую продукцию (по желанию клиента).
- Тестирование поставляемой продукции.
- Поставку компонентов, требующих военную и космическую приемку.
- Входной контроль качества.
- Наличие сертификата ISO.

В составе нашей компании организован Конструкторский отдел, призванный помогать разработчикам, и инженерам.

Конструкторский отдел помогает осуществить:

- Регистрацию проекта у производителя компонентов.
- Техническую поддержку проекта.
- Защиту от снятия компонента с производства.
- Оценку стоимости проекта по компонентам.
- Изготовление тестовой платы монтаж и пусконаладочные работы.



Тел: +7 (812) 336 43 04 (многоканальный)

Email: org@lifeelectronics.ru