

THIS DRAWING IS UNPUBLISHED.

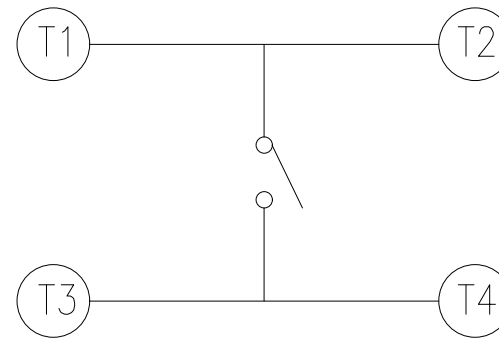
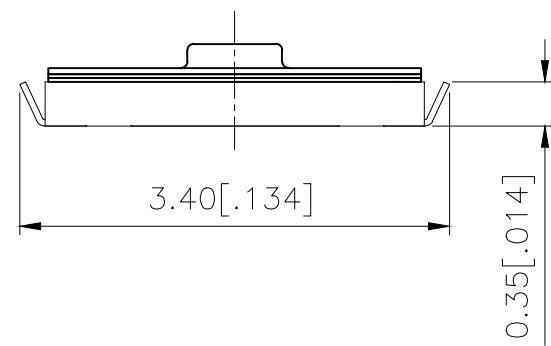
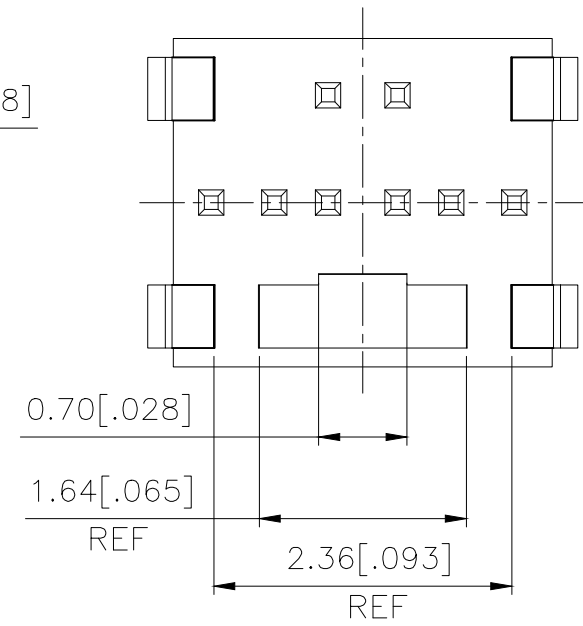
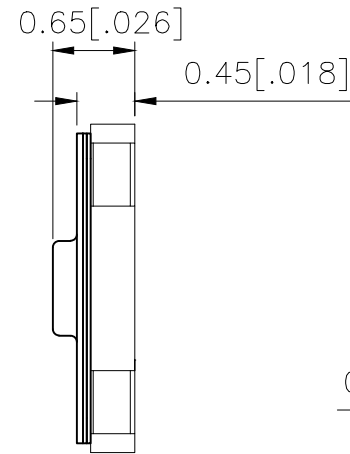
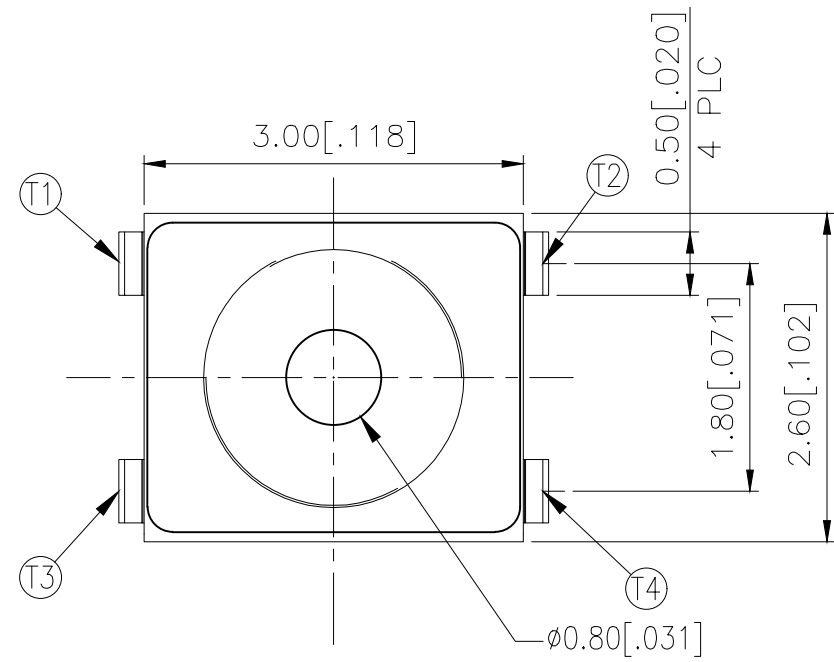
RELEASED FOR PUBLICATION

REVISIONS

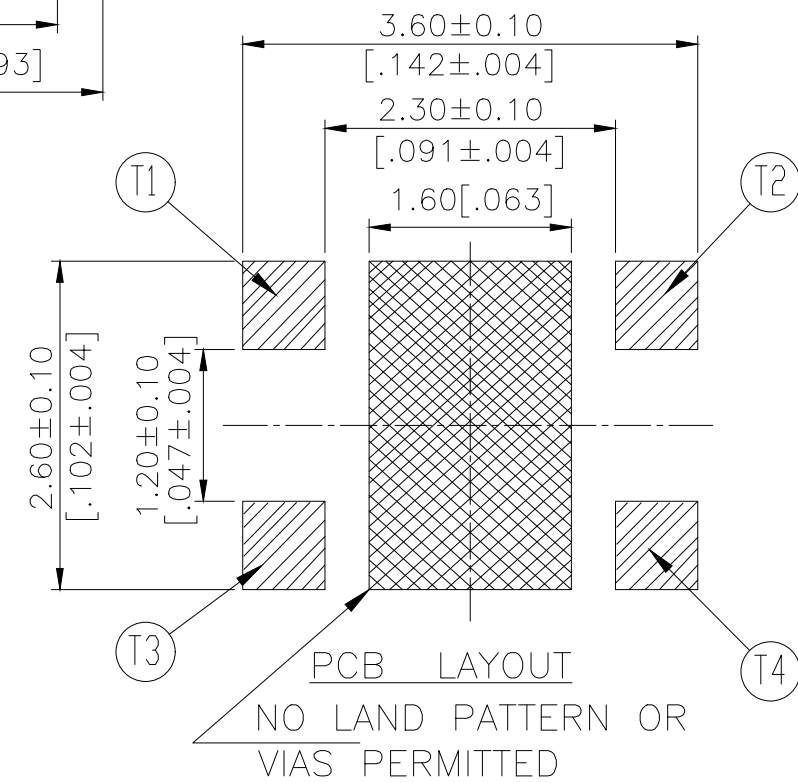
© COPYRIGHT - TE Connectivity Ltd.

ALL RIGHTS RESERVED.


P	LTR	DESCRIPTION	DATE	DWN	APVD
	B	REVISED PER ECR-19-004770	10APR2019	SR	DD



CIRCUIT DIAGRAM



160±50	USLPT3026EL2TR	2337228-2
100±50	USLPT3026EL1TR	2337228-1
ACTUATION FORCE (gf)	SMART PART NUMBER	PART NUMBER

THIS DRAWING IS A CONTROLLED DOCUMENT.		DWN GANESH C M 04JUL2018	 TE Connectivity Ltd. NAME SWITCH, TACTILE, LOW-PROFILE, ULTRA-MINI, 3.0 x 2.6 x 0.65, J BEND											
DIMENSIONS: mm [INCHES]		CHK ALEXANDER SHARPE 04JUL2018												
TOLERANCES UNLESS OTHERWISE SPECIFIED:		APVD ALEXANDER SHARPE 04JUL2018												
<table border="1"> <tr><td>0 PLC</td><td>± -</td></tr> <tr><td>1 PLC</td><td>± -</td></tr> <tr><td>2 PLC</td><td>± 0.2 [0.008]</td></tr> <tr><td>3 PLC</td><td>± -</td></tr> <tr><td>4 PLC</td><td>± -</td></tr> <tr><td>ANGLES</td><td>± -</td></tr> </table>		0 PLC			± -	1 PLC	± -	2 PLC	± 0.2 [0.008]	3 PLC	± -	4 PLC	± -	ANGLES
0 PLC	± -													
1 PLC	± -													
2 PLC	± 0.2 [0.008]													
3 PLC	± -													
4 PLC	± -													
ANGLES	± -													
MATERIAL -	FINISH -	APPLICATION SPEC -	SIZE A3	CAGE CODE 00779	DRAWING NO C-2337228	RESTRICTED TO -								
CUSTOMER DRAWING			SCALE NTS	SHEET 1 of 3	REV B									

THIS DRAWING IS UNPUBLISHED.

RELEASED FOR PUBLICATION

© COPYRIGHT - TE Connectivity Ltd.

ALL RIGHTS RESERVED.

REVISIONS

P	LTR	DESCRIPTION	DATE	DWN	APVD
-	-	SEE SHEET 1	-	-	-

NOTES:

1. MATERIALS:

TERMINAL: COPPER ALLOY, SILVER FINISH  
 BASE: THERMOPLASTIC, UL 94V-0, BLACK  
 TAPE: POLYIMIDE, CLEAR YELLOW  
 CONTACT: STAINLESS STEEL, SILVER FINISH  
 ACTUATOR: SILICONE RUBBER

2. COMPLIANCE:

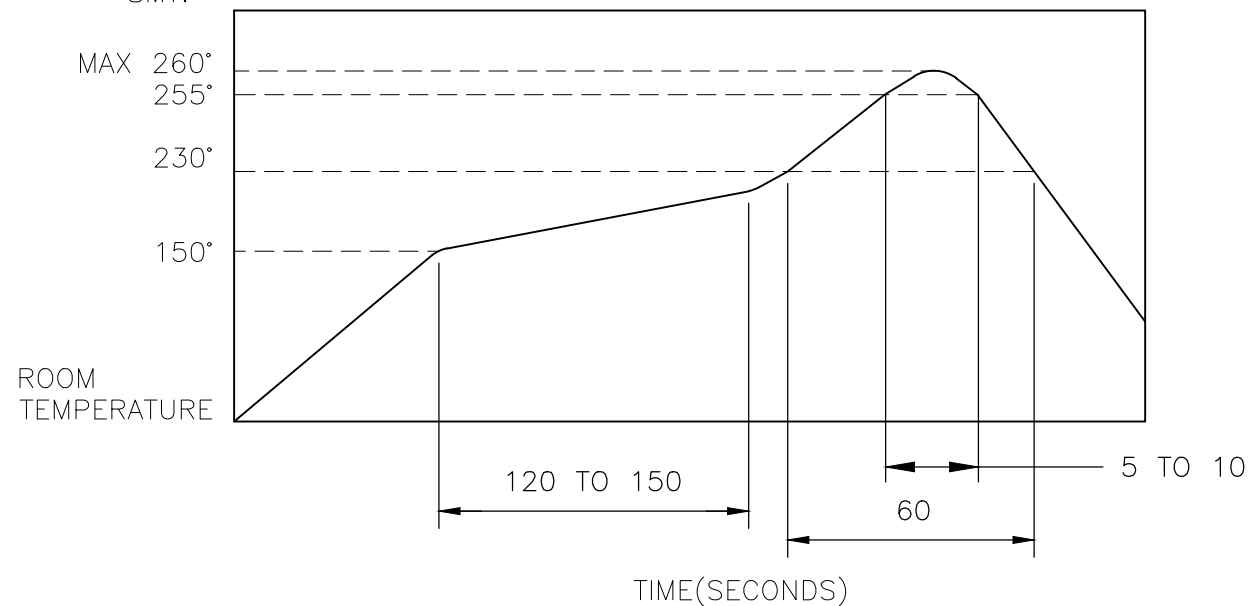
ALL MATERIALS AND FINISHES SHALL COMPLY WITH  
 EU DIRECTIVE 2002/95/EC OF 27JAN2003(RoHS)

3. SPECIFICATIONS:

RATING: 50 mA, 12V DC  
 CONTACT RESISTANCE: 500mΩ MAXIMUM (INITIAL)  
 INSULATION RESISTANCE: 50MΩ MINIMUM (INITIAL)  
 DIELECTRIC STRENGTH: 250V AC, 1 MINUTE  
 OPERATING LIFE: 100,000 CYCLES WITH LOAD  
 TRAVEL: 0.15±0.1 [.006±.004]  
 ACTUATION FORCE: 2337228-1 = 100±50gf  
 2337228-2 = 160±50gf  
 OPERATING TEMPERATURE: -40° TO 85°C  
 STORAGE TEMPERATURE: -20° TO 60°C (WITHIN TAPE PACKAGING)

4. SOLDER CONDITIONS :

SMT:



THE CONDITION NOTED ABOVE IS THE TEMPERATURE OF THE COPPER FOIL ON THE SURFACE OF THE PCB. THERE ARE CASES WHERE THE TEMPERATURE OF THE BOARD GREATLY DIFFERS FROM THE SURFACE OF THE SWITCH. DO NOT ALLOW THE SURFACE TEMPERATURE OF THE SWITCH TO EXCEED 260°C.

MANUAL SOLDERING:

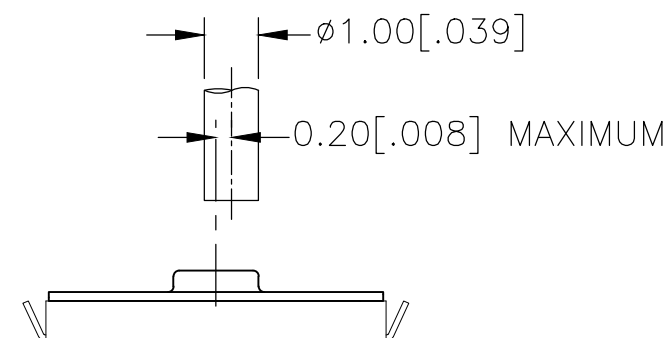
SOLDERING TEMPERATURE	350°C MAXIMUM
CONTINUOUS SOLDERING TIME	5 SECONDS MAXIMUM

HANDLING PRECAUTIONS:

1. CARE SHOULD BE EXERCISED SO THAT FLUX FROM THE TOP SURFACE OF THE PRINTED CIRCUIT BOARD DOES NOT ADHERE TO THE SWITCH.
2. DO NOT WASH THE SWITCH.

5. OPERATING PRECAUTIONS:

1. DO NOT ACTUATE THE SWITCH WITH EXCESSIVE FORCE
2. DISCONTINUE FORCE AFTER THE SWITCH HAS BEEN ACTUATED SO AS TO AVOID DEFORMATION OF THE COMPONENTS OF THE SWITCH. DEFORMATION OF THE COMPONENTS MAY CAUSE THE SWITCH TO MALFUNCTION.
3. ALIGN THE PLUNGER WITH THE SWITCH TO INSURE PROPER OPERATION

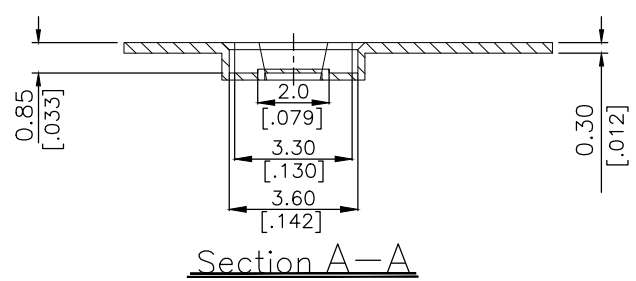
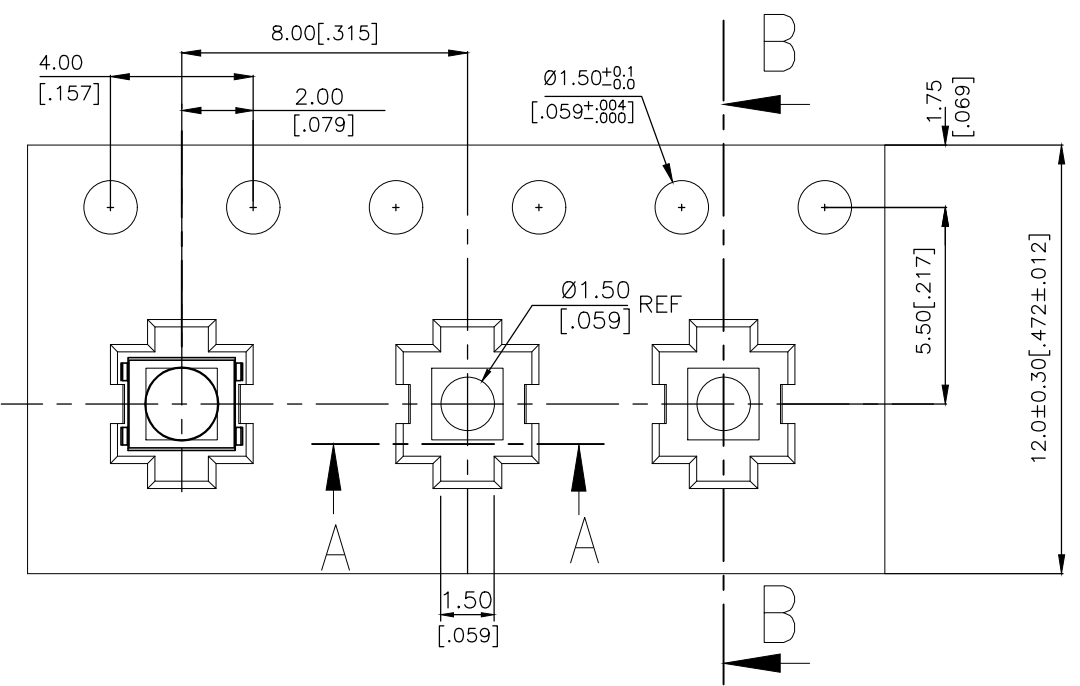


THIS DRAWING IS A CONTROLLED DOCUMENT.		DWN GANESH C M 04JUL2018	TE Connectivity Ltd.														
DIMENSIONS: mm [INCHES]		CHK ALEXANDER SHARPE 04JUL2018															
TOLERANCES UNLESS OTHERWISE SPECIFIED:		APVD ALEXANDER SHARPE 04JUL2018	NAME SWITCH, TACTILE, LOW-PROFILE, ULTRA-MINI, 3.0 x 2.6 x 0.65, J BEND														
<table border="0"> <tr> <td>0 PLC</td><td>± -</td> </tr> <tr> <td>1 PLC</td><td>± -</td> </tr> <tr> <td>2 PLC</td><td>± 0.2 [.008]</td> </tr> <tr> <td>3 PLC</td><td>± -</td> </tr> <tr> <td>4 PLC</td><td>± -</td> </tr> <tr> <td>ANGLES</td><td>± -</td> </tr> </table>		0 PLC	± -	1 PLC	± -	2 PLC	± 0.2 [.008]	3 PLC	± -	4 PLC	± -	ANGLES	± -	PRODUCT SPEC -	-		
0 PLC	± -																
1 PLC	± -																
2 PLC	± 0.2 [.008]																
3 PLC	± -																
4 PLC	± -																
ANGLES	± -																
MATERIAL -		FINISH -	APPLICATION SPEC -	SIZE A3	CAGE CODE 00779												
		WEIGHT -	DRAWING NO C-2337228	RESTRICTED TO -													
CUSTOMER DRAWING			SCALE NTS	SHEET 2 OF 3	REV B												

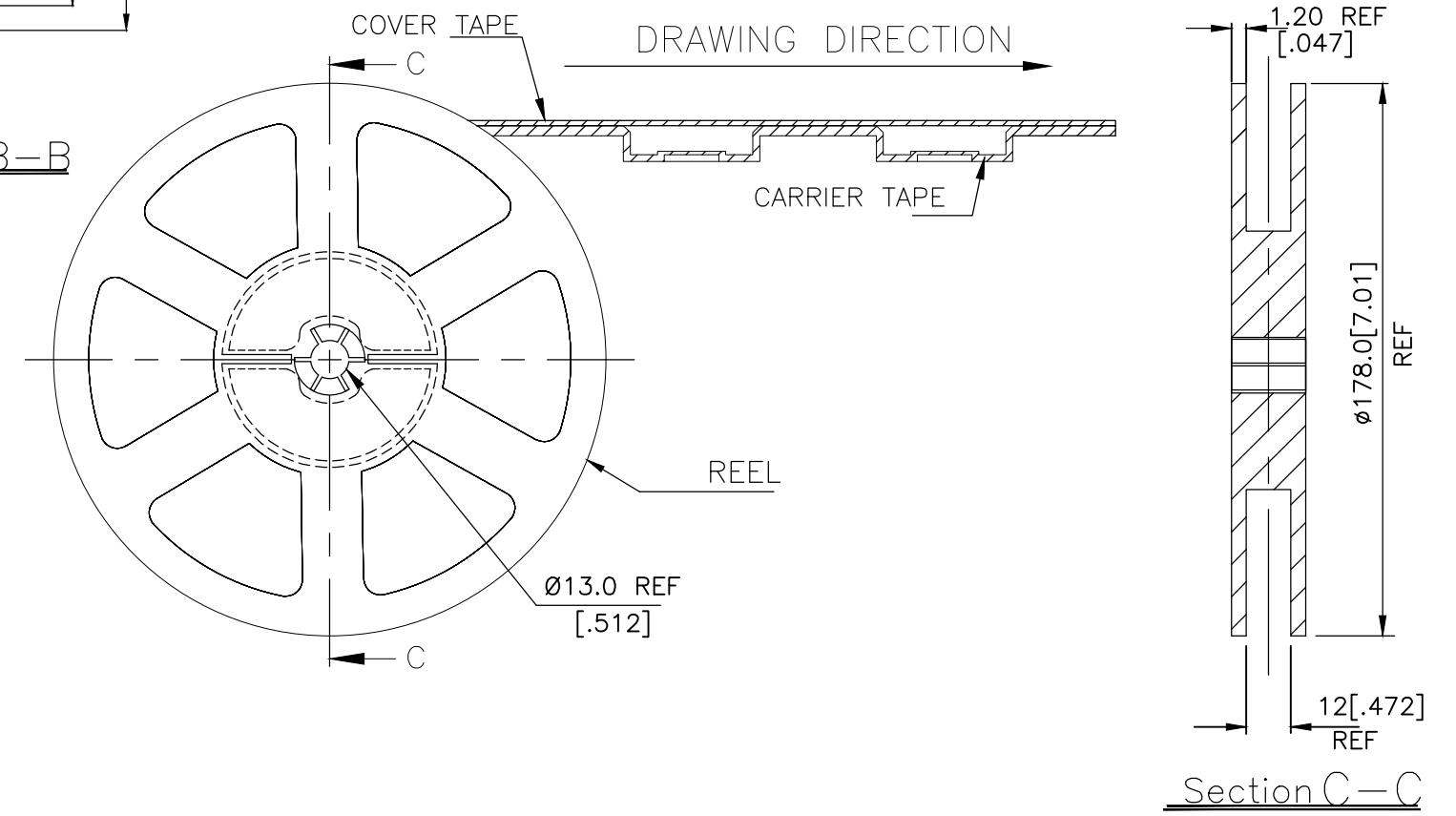
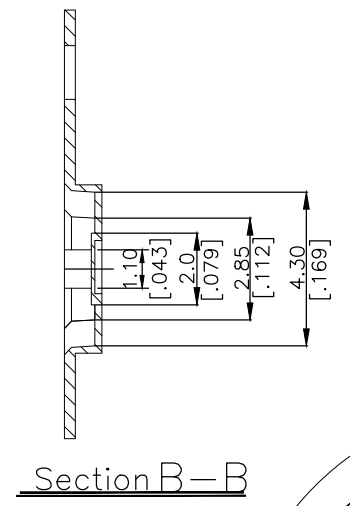
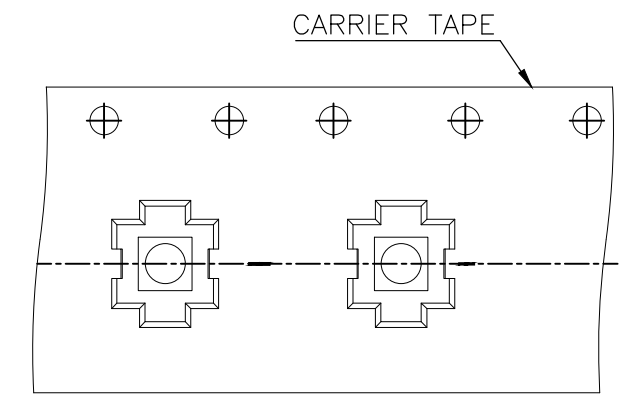
THIS DRAWING IS UNPUBLISHED. RELEASED FOR PUBLICATION  
 © COPYRIGHT - TE Connectivity Ltd. ALL RIGHTS RESERVED.

REVISIONS					
P	LTR	DESCRIPTION	DATE	DWN	APVD
-	-	SEE SHEET 1	-	-	-

THE DIMENSIONS OF CARRIER TAPE AND REEL



ORIENTATION OF PILOT HOLES



6. PACKAGING:
1. THE TAPE AND REEL ARE SHOWN FOR CUSTOMER APPLICATION REFERENCE. PACKAGING NOTES 3 AND 4 ARE REQUIRED BUT NOT ILLUSTRATED.
  2. 2,500 SWITCHES PER REEL.
  3. THE REEL, DESICCANT POUCH AND HUMIDITY CARD ARE SEALED IN A MOISTURE BARRIER BAG PER THE CURRENT REVISION OF IPC/JEDEC J-STD-033, MSL 2A REQUIREMENTS.
  4. THE MOISTURE BARRIER BAG IS LABELED PER THE CURRENT REVISION OF IPC/JEDEC J-STD-033, MSL 2A REQUIREMENTS.

THIS DRAWING IS A CONTROLLED DOCUMENT.		DWN GANESH C M 04JUL2018	TE Connectivity Ltd.														
DIMENSIONS: mm [INCHES]		CHK ALEXANDER SHARPE 04JUL2018															
TOLERANCES UNLESS OTHERWISE SPECIFIED:		APVD ALEXANDER SHARPE 04JUL2018	NAME SWITCH, TACTILE, LOW-PROFILE, ULTRA-MINI, 3.0 x 2.6 x 0.65, J BEND														
<table border="1"> <tr><td>0 PLC</td><td>± -</td></tr> <tr><td>1 PLC</td><td>± -</td></tr> <tr><td>2 PLC</td><td>± 0.2 [.008]</td></tr> <tr><td>3 PLC</td><td>± -</td></tr> <tr><td>4 PLC</td><td>± -</td></tr> <tr><td>ANGLES</td><td>± -</td></tr> </table>		0 PLC	± -	1 PLC	± -	2 PLC	± 0.2 [.008]	3 PLC	± -	4 PLC	± -	ANGLES	± -	PRODUCT SPEC -	APPLICATION SPEC -		
0 PLC	± -																
1 PLC	± -																
2 PLC	± 0.2 [.008]																
3 PLC	± -																
4 PLC	± -																
ANGLES	± -																
MATERIAL -		FINISH -	WEIGHT -	SIZE A3	CAGE CODE 00779	DRAWING NO C-2337228	RESTRICTED TO -										
CUSTOMER DRAWING			SCALE NTS	SHEET 3 OF 3	REV B												

Компания «Life Electronics» занимается поставками электронных компонентов импортного и отечественного производства от производителей и со складов крупных дистрибьюторов Европы, Америки и Азии.

С конца 2013 года компания активно расширяет линейку поставок компонентов по направлению коаксиальный кабель, кварцевые генераторы и конденсаторы (керамические, пленочные, электролитические), за счёт заключения дистрибьюторских договоров

Мы предлагаем:

- Конкурентоспособные цены и скидки постоянным клиентам.
- Специальные условия для постоянных клиентов.
- Подбор аналогов.
- Поставку компонентов в любых объемах, удовлетворяющих вашим потребностям.
- Приемлемые сроки поставки, возможна ускоренная поставка.
- Доставку товара в любую точку России и стран СНГ.
- Комплексную поставку.
- Работу по проектам и поставку образцов.
- Формирование склада под заказчика.
- Сертификаты соответствия на поставляемую продукцию (по желанию клиента).
- Тестирование поставляемой продукции.
- Поставку компонентов, требующих военную и космическую приемку.
- Входной контроль качества.
- Наличие сертификата ISO.

В составе нашей компании организован Конструкторский отдел, призванный помогать разработчикам, и инженерам.

Конструкторский отдел помогает осуществить:

- Регистрацию проекта у производителя компонентов.
- Техническую поддержку проекта.
- Защиту от снятия компонента с производства.
- Оценку стоимости проекта по компонентам.
- Изготовление тестовой платы монтаж и пусконаладочные работы.



Тел: +7 (812) 336 43 04 (многоканальный)  
Email: [org@lifeelectronics.ru](mailto:org@lifeelectronics.ru)