



### 154/154T/154L/154TL Series OMNI-BLOK® Fuse and Holder Assembly



154/154T (Tan color base like shown in this image)  
154L/154TL (Black color base)

#### Agency Approvals

Recognized under the Components Program of Underwriters Laboratories and Certified by CSA. Approved by METI from 1 through 5 amperes.

| Agency  | Agency File Number | Ampere Range   |
|---|--------------------|--|
|  | E14721             | 154 Fast-Acting Fuse: 0.062A - 10A<br>154 Slo-Blo® Fuse: 0.375A - 7A |
|  | NBK030205-E10480A  | 154 Fast-Acting Fuse: 1A - 1.6A                                      |
|   | NBK030205-E10480B  | 154 Fast-Acting Fuse: 2A - 5A  |
|   | NBK101105-E184655  | 154 Fast-Acting Fuse: 6.3A - 10A                                     |
|   | NBK030205-E10480B  | 154 Slo-Blo® Fuse: 1A - 5A   |

#### Description

The RoHS compliant 154 Series OMNI-BLOK® Fuse and Holder Assembly offers a solution for efficient installation and easy replacement of miniature Nano<sup>2</sup>® surface mount fuses. Offered in a tape and reel package, this fuse and holder combination can be installed on a PC board as an efficient single step. Fuse replacement can be accomplished without exposing the PC board to the detrimental effects of solder heat.

The fuse holder unit may be sold as a stand-alone item, shipped in bulk quantity (not pre-packaged in tape and reel cartridges) using part number 155900. Please contact Littelfuse for additional information.

#### Features

- Easy fuse replacement
- Miniature size
- RoHS compliant and Halogen Free
- Very Fast-Acting and Time-Lag options available
- Holder sized to fit a range of Nano<sup>2</sup>® type fuses
- Low fuse temperature re-rating
- Wide range of current rating available
  - Fast-Acting: 62mA - 10A
  - Slo-Blo®: 375mA - 5A
- Wide operating temperature range
- Heat-resistant fuseholder, UL94 V-0
- 260°C reflow capable fuseholder

#### Ordering Information

##### With Very Fast-Acting Fuse Installed

| Catalog Number | Ampere Rating (A) | Amp Code | Fuse Furnished* |
|----------------|-------------------|----------|-----------------|
| 0154.062       | 0.062             | .062     | 0451.062        |
| 0154.080       | 0.08              | .080     | 0451.080        |
| 0154.100       | 0.1               | .100     | 0451.100        |
| 0154.125       | 0.125             | .125     | 0451.125        |
| 0154.160       | 0.16              | .160     | 0453.160        |
| 0154.200       | 0.2               | .200     | 0453.200        |
| 0154.250       | 0.25              | .250     | 0453.250        |
| 0154.315       | 0.315             | .315     | 0453.315        |
| 0154.375       | 0.375             | .375     | 0453.375        |
| 0154.400       | 0.4               | .400     | 0453.400        |
| 0154.500       | 0.5               | .500     | 0453.500        |
| 0154.630       | 0.63              | .630     | 0453.630        |
| 0154.750       | 0.75              | .750     | 0453.750        |
| 0154.800       | 0.8               | .800     | 0453.800        |
| 0154001.       | 1                 | 001.     | 0453001.        |
| 01541.25       | 1.25              | 1.25     | 04531.25        |
| 015401.5       | 1.5               | 01.5     | 045301.5        |
| 015401.6       | 1.6               | 01.6     | 045301.6        |
| 0154002.       | 2                 | 002.     | 0453002.        |
| 015402.5       | 2.5               | 02.5     | 045302.5        |
| 0154003.       | 3                 | 003.     | 0453003.        |
| 01543.15       | 3.15              | 3.15     | 04533.15        |
| 015403.5       | 3.5               | 03.5     | 045303.5        |
| 0154004.       | 4                 | 004.     | 0453004.        |
| 0154005.       | 5                 | 005.     | 0453005.        |
| 015406.3       | 6.3               | 06.3     | 045306.3        |
| 0154007.       | 7                 | 007.     | 0453007.        |
| 0154008.       | 8                 | 008.     | 0453008.        |
| 0154010.       | 10                | 010.     | 0453010.        |

##### With Slo-Blo® Fuse Installed

| Catalog Number | Ampere Rating (A) | Amp Code | Fuse Furnished* |
|----------------|-------------------|----------|-----------------|
| 154.375 T      | 0.375             | .375     | 0454.375        |
| 154.500 T      | 0.5               | .500     | 0454.500        |
| 154.750 T      | 0.75              | .750     | 0454.750        |
| 154001. T      | 1                 | 001.     | 0454001.        |
| 15401.5 T      | 1.5               | 01.5     | 045401.5        |
| 154002. T      | 2                 | 002.     | 0454002.        |
| 15402.5 T      | 2.5               | 02.5     | 045402.5        |
| 154003. T      | 3                 | 003.     | 0454003.        |
| 15403.5 T      | 3.5               | 03.5     | 045403.5        |
| 154004. T      | 4                 | 004.     | 0454004.        |
| 154005. T      | 5                 | 005.     | 0454005.        |
| 154007. T      | 7                 | 007.     | 0454007.        |

\* The 453 and 454 Series fuses identified above have silver-plated end caps, designed to accommodate solder reflow processes:

For 453 Series fuse replacement, either 451, 453 or 448 Series may be used.

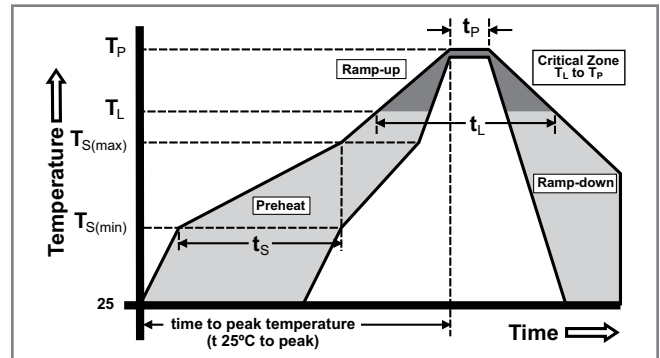
For 454 Series fuse replacement, either 452, 454 or 449 Series may be used.

For detailed operating characteristic and performance information for each of the fuse series mentioned above, please refer to their respective data available online at [www.littelfuse.com](http://www.littelfuse.com).

\*\* 155900 is UR recognized and rated 125V, 10A.

### Soldering Parameters

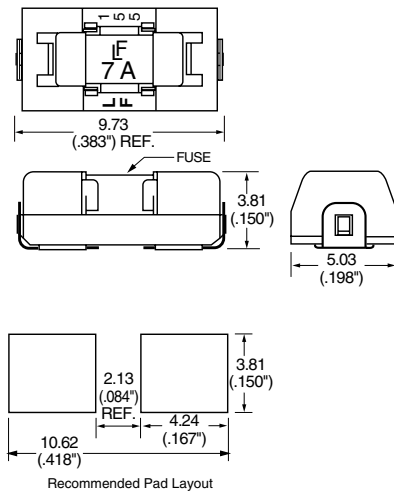
|  |                                    |                         |
|--|------------------------------------|-------------------------|
| Reflow Condition                                       |                                    | Pb – Free assembly      |
| Pre Heat   | - Temperature Min ( $T_{s(min)}$ ) | 150°C                   |
|  | - Temperature Max ( $T_{s(max)}$ ) | 200°C                   |
|  | - Time (Min to Max) ( $t_s$ )      | 60 – 120 seconds        |
| Average Ramp-up Rate (Liquidus Temp ( $T_L$ ) to peak) |                                    | 5°C/second max.         |
| $T_{s(max)}$ to $T_L$ - Ramp-up Rate                   |                                    | 5°C/second max.         |
| Reflow   | - Temperature ( $T_L$ ) (Liquidus) | 217°C                   |
|  | - Temperature ( $t_L$ )            | 60 – 90 seconds         |
| Peak Temperature ( $T_p$ )                             |                                    | 260 <sup>+0/-5</sup> °C |
| Time within 5°C of actual peak Temperature ( $t_p$ )   |                                    | 20 – 40 seconds         |
| Ramp-down Rate   |                                    | 5°C/second max.         |
| Time 25°C to peak Temperature ( $T_p$ )                |                                    | 8 minutes max.          |
| Do not exceed  |                                    | 260°C                   |



### Product Characteristics

|                              |                |
|------------------------------|----------------|
| <b>Operating Temperature</b> | -55°C to 125°C |
|------------------------------|----------------|

### Dimensions



### Part Numbering System

|  |   |             |          |          |          |          |
|--|---|-------------|----------|----------|----------|----------|
|  | <b>0154</b>   | <b>001.</b> | <b>D</b> | <b>R</b> | <b>T</b> | <b>L</b> |
| <b>SERIES</b>  | _____   |             |          |          |          |          |
| <b>AMP Code</b>  | _____   |             |          |          |          |          |
|  | Refer to Ordering information section on previous page. |             |          |          |          |          |
| <b>QUANTITY Code</b>                                       | _____   |             |          |          |          |          |
|  | D = 1500 pcs  |             |          |          |          |          |
| <b>PACKAGING Code</b>                                      | _____   |             |          |          |          |          |
|  | R = Tape and Reel                                       |             |          |          |          |          |
| <b>TYPE Code</b>   | _____   |             |          |          |          |          |
|  | T = Time-Lag (Slo-Blo®)                                 |             |          |          |          |          |
| <b>"L" suffix for Black Color Holder</b>                   | _____   |             |          |          |          |          |
| <b>"G" suffix for 451L and 452L Fuses (Au-Plated Caps)</b> | _____   |             |          |          |          |          |

**Example:**  
 1.5 amp Fast-acting product is 0154**01.5**DR.  
 1.5 amp Time-lag product is 0154**01.5**DRT.  
 (1 amp product shown above).

### Packaging

| Packaging Option | Packaging Specification        | Quantity | Quantity & Packaging Code |
|------------------|--------------------------------|----------|---------------------------|
| Reel Pack        | EIA RS-481-2 (IEC 286, part 3) | 1500     | DR                        |

### Additional Information



Datasheet



Resources



Samples

Компания «Life Electronics» занимается поставками электронных компонентов импортного и отечественного производства от производителей и со складов крупных дистрибьюторов Европы, Америки и Азии.

С конца 2013 года компания активно расширяет линейку поставок компонентов по направлению коаксиальный кабель, кварцевые генераторы и конденсаторы (керамические, пленочные, электролитические), за счёт заключения дистрибьюторских договоров

Мы предлагаем:

- Конкурентоспособные цены и скидки постоянным клиентам.
- Специальные условия для постоянных клиентов.
- Подбор аналогов.
- Поставку компонентов в любых объемах, удовлетворяющих вашим потребностям.
- Приемлемые сроки поставки, возможна ускоренная поставка.
- Доставку товара в любую точку России и стран СНГ.
- Комплексную поставку.
- Работу по проектам и поставку образцов.
- Формирование склада под заказчика.
- Сертификаты соответствия на поставляемую продукцию (по желанию клиента).
- Тестирование поставляемой продукции.
- Поставку компонентов, требующих военную и космическую приемку.
- Входной контроль качества.
- Наличие сертификата ISO.

В составе нашей компании организован Конструкторский отдел, призванный помогать разработчикам, и инженерам.

Конструкторский отдел помогает осуществить:

- Регистрацию проекта у производителя компонентов.
- Техническую поддержку проекта.
- Защиту от снятия компонента с производства.
- Оценку стоимости проекта по компонентам.
- Изготовление тестовой платы монтаж и пусконаладочные работы.



Тел: +7 (812) 336 43 04 (многоканальный)

Email: [org@lifeelectronics.ru](mailto:org@lifeelectronics.ru)