




Surface Mount Wideband RF Transformers



- Cost effective surface mount wideband transformers
- 300 V interwinding isolation, 1/4 Watt RF input power
- 250 mA max current rating.

Core material Ferrite

Terminations RoHS compliant tin-silver-copper over tin over nickel over phos bronze. Other terminations available at additional cost.

Weight 250 – 270 mg

Ambient temperature –40°C to +85°C

Storage temperature Component: –40°C to +85°C.

Tape and reel packaging: –40°C to +80°C

Resistance to soldering heat Max three 40 second reflows at +260°C, parts cooled to room temperature between cycles

Moisture Sensitivity Level (MSL) 1 (unlimited floor life at <30°C / 85% relative humidity)

Failures in Time (FIT) / Mean Time Between Failures (MTBF)

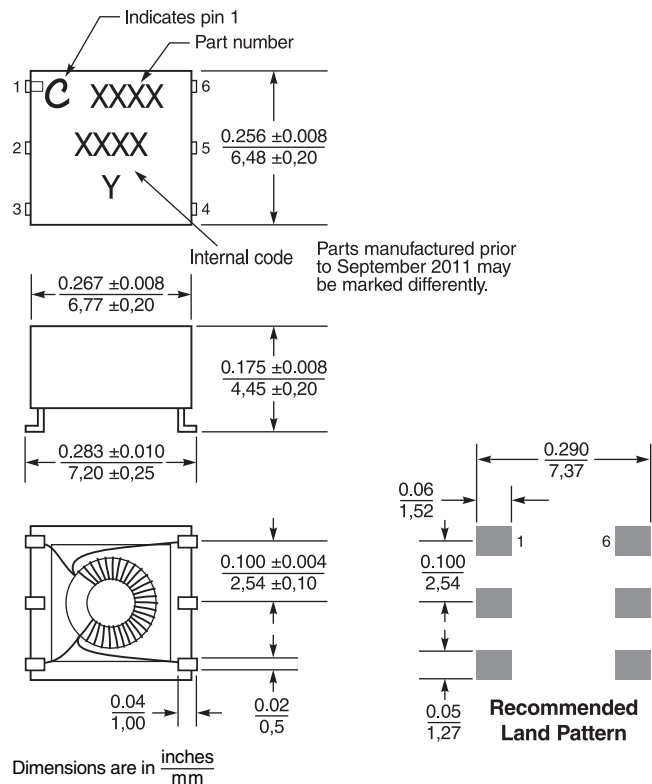
60 per billion hours / 16,666,667 hours, calculated per Telcordia SR-332

Packaging 250/7" reel; 1000/13" reel Plastic tape: 16 mm wide, 0.35 mm thick, 12 mm pocket spacing, 5.0 mm pocket depth

PCB washing Tested with pure water or alcohol only. For other solvents, see Doc787_PCB_Washing.pdf

Typical Frequency Response

| Part number | 3 dB (MHz) | 2 dB (MHz) | 1 dB (MHz) |
|-------------|--------------|--------------|-------------|
| PWB-1-AL_ | 0.08 – 450 | 0.13 – 325 | 0.30 – 190 |
| PWB-1.5-AL_ | 0.03 – 300 | 0.035 – 250 | 0.06 – 150 |
| PWB-2-AL_ | 0.05 – 200 | 0.06 – 160 | 0.10 – 100 |
| PWB-4-AL_ | 0.15 – 500 | 0.24 – 300 | 0.60 – 140 |
| PWB-16-AL_ | 0.05 – 80 | 0.06 – 75 | 0.11 – 30 |
| PWB1010L_ | 0.0035 – 125 | 0.0045 – 100 | 0.007 – 80 |
| PWB1010-1L_ | 0.03 – 250 | 0.04 – 225 | 0.06 – 200 |
| PWB1015L_ | 0.07 – 225 | 0.10 – 200 | 0.20 – 125 |
| PWB1040L_ | 0.15 – 400 | 0.25 – 350 | 0.80 – 250 |
| PWB-1-BL_ | 0.13 – 425 | 0.18 – 325 | 0.32 – 190 |
| PWB-1.5-BL_ | 0.50 – 250 | 0.80 – 175 | 1.50 – 120 |
| PWB-2-BL_ | 0.20 – 400 | 0.225 – 275 | 0.50 – 150 |
| PWB-4-BL_ | 0.14 – 700 | 0.20 – 400 | 0.40 – 150 |
| PWB-16-BL_ | 0.075 – 90 | 0.11 – 75 | 0.20 – 65 |
| PWB2010L_ | 0.0035 – 125 | 0.0045 – 100 | 0.007 – 80 |
| PWB2010-1L_ | 0.03 – 250 | 0.04 – 225 | 0.06 – 200 |
| PWB2040L_ | 0.15 – 400 | 0.25 – 350 | 0.80 – 250 |
| PWB-1-CL_ | 0.10 – 300 | 0.13 – 200 | 0.20 – 150 |
| PWB-1.5-CL_ | 0.15 – 200 | 0.225 – 150 | 0.35 – 100 |
| PWB-2-CL_ | 0.13 – 285 | 0.20 – 175 | 0.325 – 125 |
| PWB-4-CL_ | 0.14 – 500 | 0.20 – 230 | 0.40 – 110 |
| PWB3010L_ | 0.0035 – 125 | 0.0045 – 100 | 0.007 – 80 |
| PWB3010-1L_ | 0.03 – 250 | 0.04 – 225 | 0.06 – 200 |
| PWB3015L_ | 0.07 – 225 | 0.10 – 200 | 0.20 – 125 |
| PWB3040L_ | 0.15 – 400 | 0.25 – 350 | 0.80 – 250 |



www.coilcraft.com

US +1-847-639-6400 sales@coilcraft.com

UK +44-1236-730595 sales@coilcraft-europe.com

Taiwan +886-2-2264 3646 sales@coilcraft.com.tw

China +86-21-6218 8074 sales@coilcraft.com.cn

Singapore + 65-6484 8412 sales@coilcraft.com.sg

Document 591-1 Revised 09/01/11

© Coilcraft Inc. 2013

This product may not be used in medical or high risk applications without prior Coilcraft approval. Specification subject to change without notice. Please check web site for latest information.



Surface Mount Wideband RF Transformers

| Type | Part number ¹ | Impedance ratio ² pri:sec | Bandwidth (MHz) | Idc (mA) | Insertion loss max (dB) | Primary (pins 1-3) | | Secondary (pins 6-4) | |
|------------|--------------------------|---|-----------------|----------|-------------------------|-------------------------|----------------|-------------------------|----------------|
| | | | | | | L min ³ (μH) | DCR max (Ohms) | L min ³ (μH) | DCR max (Ohms) |
| Type A | PWB-1-AL_ | 1:1 | 0.08 - 450 | 250 | 0.60 | 40 | 0.070 | 40 | 0.070 |
| | PWB-1.5-AL_ | 1:1.5 | 0.03 - 300 | 250 | 0.35 | 110 | 0.080 | 160 | 0.110 |
| | PWB-2-AL_ | 1:2 | 0.05 - 200 | 250 | 0.25 | 75 | 0.088 | 150 | 0.120 |
| | PWB-4-AL_ | 1:4 | 0.15 - 500 | 250 | 0.50 | 25 | 0.075 | 98 | 0.135 |
| | PWB-16-AL_ | 1:16 | 0.05 - 80 | 250 | 0.35 | 75 | 0.260 | 1250 | 0.910 |
| | PWB1010L_ | 1:1 | 0.0035 - 125 | 250 | 0.20 | 780 | 0.320 | 780 | 0.320 |
| | PWB1010-1L_ | 1:1 | 0.03 - 250 | 250 | 0.20 | 95 | 0.200 | 95 | 0.200 |
| | PWB1015L_ | 1:1.5 | 0.07 - 225 | 250 | 0.40 | 51 | 0.130 | 80 | 0.145 |
| PWB1040L_ | 1:4 | 0.15 - 400 | 250 | 0.40 | 25 | 0.115 | 95 | 0.160 | |
| Type B | PWB-1-BL_ | 1:1 | 0.13 - 425 | 250 | 0.40 | 22 | 0.070 | 22 | 0.070 |
| | PWB-1.5-BL_ | 1:1.5 | 0.50 - 250 | 250 | 0.40 | 140 | 0.100 | 200 | 0.120 |
| | PWB-2-BL_ | 1:2 | 0.20 - 400 | 250 | 0.35 | 75 | 0.088 | 150 | 0.130 |
| | PWB-4-BL_ | 1:4 | 0.14 - 700 | 250 | 0.50 | 25 | 0.075 | 98 | 0.135 |
| | PWB-16-BL_ | 1:16 | 0.075 - 90 | 250 | 0.30 | 75 | 0.260 | 1250 | 0.910 |
| | PWB2010L_ | 1:1 | 0.0035 - 125 | 250 | 0.20 | 780 | 0.320 | 780 | 0.320 |
| | PWB2010-1L_ | 1:1 | 0.03 - 250 | 250 | 0.20 | 95 | 0.200 | 95 | 0.200 |
| | PWB2040L_ | 1:4 | 0.15 - 400 | 250 | 0.40 | 25 | 0.115 | 95 | 0.160 |
| Type C | PWB-1-CL_ | 1:1 | 0.10 - 300 | 250 | 0.60 | 22 | 0.070 | 22 | 0.070 |
| | PWB-1.5-CL_ | 1:1.5 | 0.15 - 200 | 250 | 0.30 | 140 | 0.110 | 200 | 0.120 |
| | PWB-2-CL_ | 1:2 | 0.13 - 285 | 250 | 0.30 | 75 | 0.105 | 150 | 0.130 |
| | PWB-4-CL_ | 1:4 | 0.14 - 500 | 250 | 0.50 | 25 | 0.075 | 98 | 0.135 |
| | PWB3010L_ | 1:1 | 0.0035 - 125 | 250 | 0.20 | 780 | 0.320 | 780 | 0.320 |
| | PWB3010-1L_ | 1:1 | 0.03 - 250 | 250 | 0.20 | 95 | 0.200 | 95 | 0.200 |
| | PWB3015L_ | 1:1.5 | 0.07 - 225 | 250 | 0.40 | 51 | 0.130 | 80 | 0.145 |
| | PWB3040L_ | 1:4 | 0.15 - 400 | 250 | 0.40 | 25 | 0.115 | 95 | 0.160 |

1. When ordering, please specify **termination** and **packaging** codes:

PWB-3010-1LD

Termination: L = RoHS compliant tin-silver-copper over tin over nickel over phos bronze.
Special order: S = non-RoHS tin-lead (63/37).

Packaging: C = 7" machine ready reel. EIA-481 embossed plastic tape, 250 parts per full reel.

B = Less than full reel. In tape, but not machine ready. To have a leader and trailer added (\$25 charge), use code letter C instead.

D = 13" machine ready reel. EIA-481 embossed plastic tape. Factory order only, not stocked (1000 parts per full reel).

2. Impedance ratio is for the full primary winding to the full secondary winding.

3. Inductance tested at 130 kHz, 0.1 Vrms, 0 Adc.

4. Electrical specifications at 25°C. Measurements are referenced to 50 Ohms.

Refer to Doc 362 "Soldering Surface Mount Components" before soldering.



www.coilcraft.com

US +1-847-639-6400 sales@coilcraft.com
 UK +44-1236-730595 sales@coilcraft-europe.com
 Taiwan +886-2-2264 3646 sales@coilcraft.com.tw
 China +86-21-6218 8074 sales@coilcraft.com.cn
 Singapore + 65-6484 8412 sales@coilcraft.com.sg

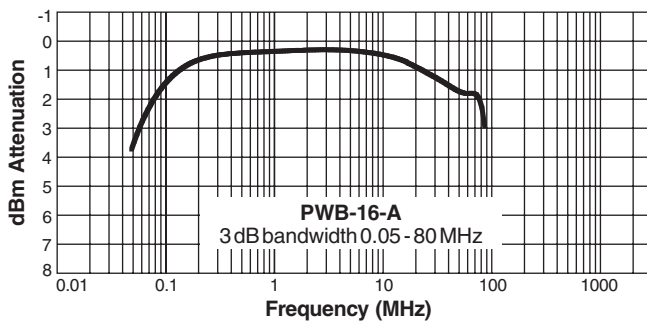
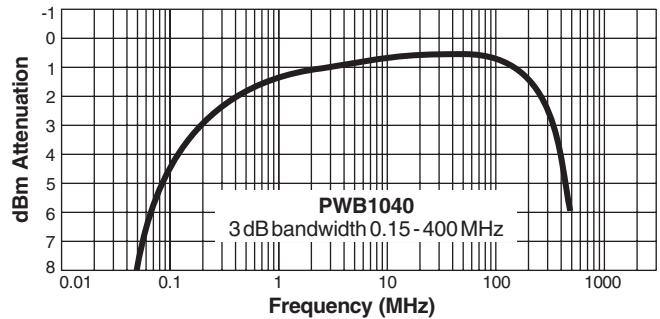
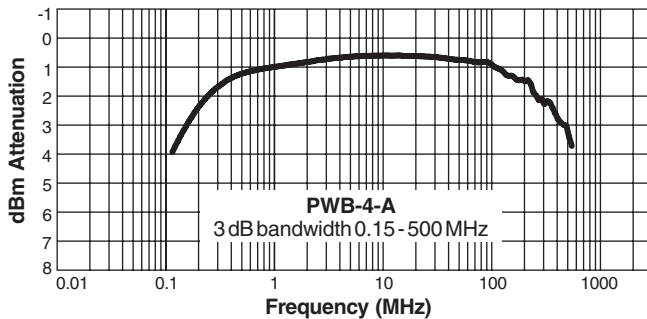
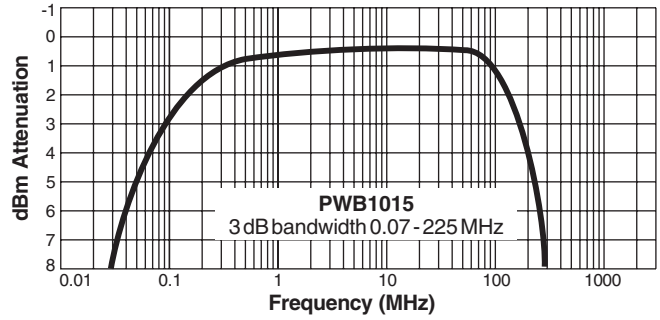
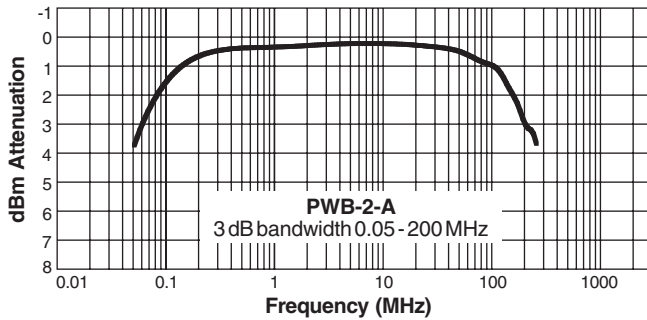
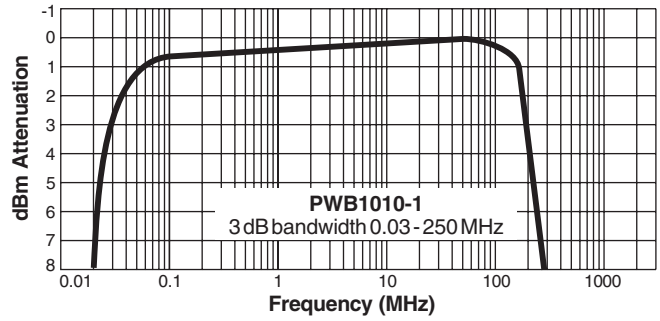
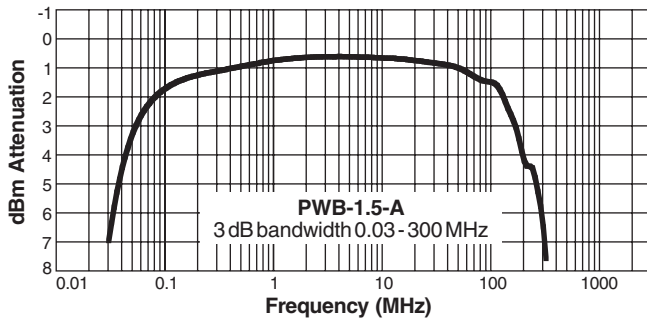
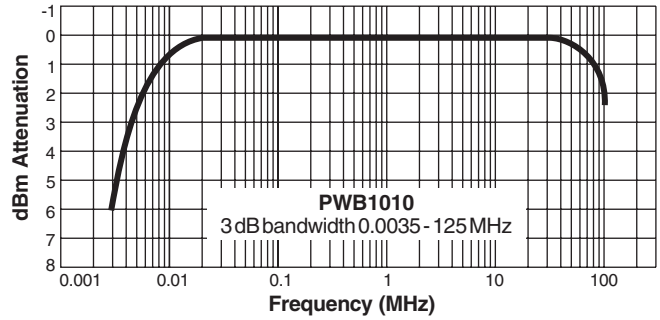
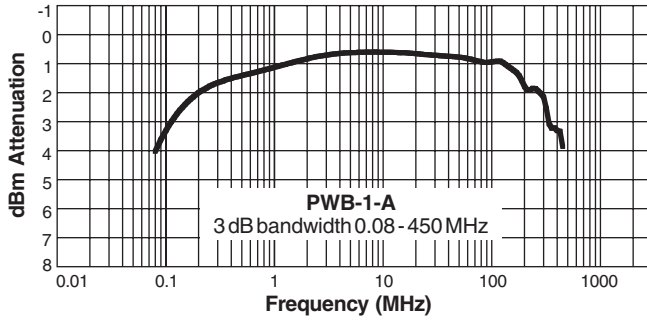
Document 591-2 Revised 09/01/11

© Coilcraft Inc. 2013

This product may not be used in medical or high risk applications without prior Coilcraft approval. Specification subject to change without notice. Please check web site for latest information.



Type A Transformers



Attenuation measured on a network analyzer (re: 50 Ohms)

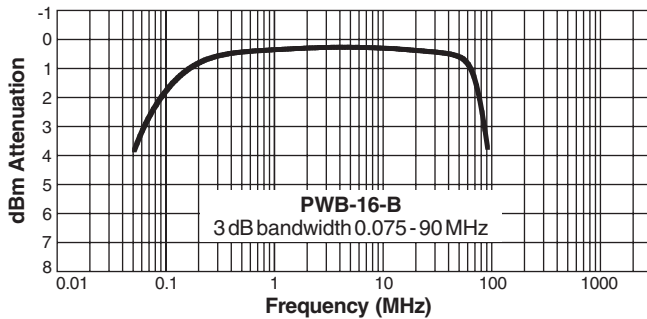


US +1-847-639-6400 sales@coilcraft.com
UK +44-1236-730595 sales@coilcraft-europe.com
Taiwan +886-2-2264 3646 sales@coilcraft.com.tw
China +86-21-6218 8074 sales@coilcraft.com.cn
Singapore + 65-6484 8412 sales@coilcraft.com.sg

Document 591-3 Revised 09/01/11
 © Coilcraft Inc. 2013
 This product may not be used in medical or high risk applications without prior Coilcraft approval. Specification subject to change without notice. Please check web site for latest information.



Type B Transformers



Attenuation measured on a network analyzer (re: 50 Ohms)

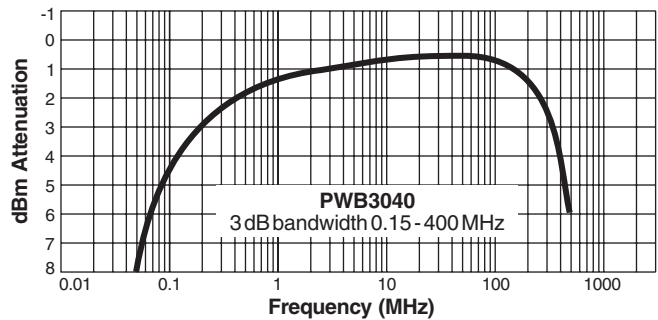
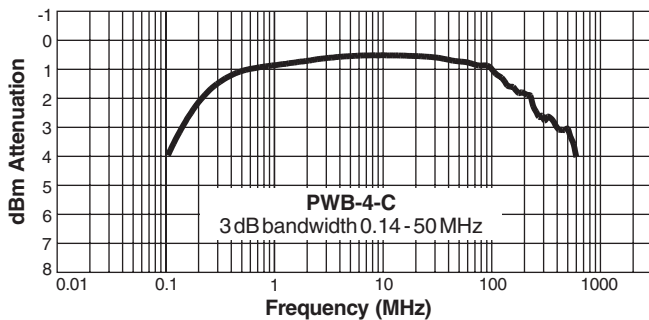
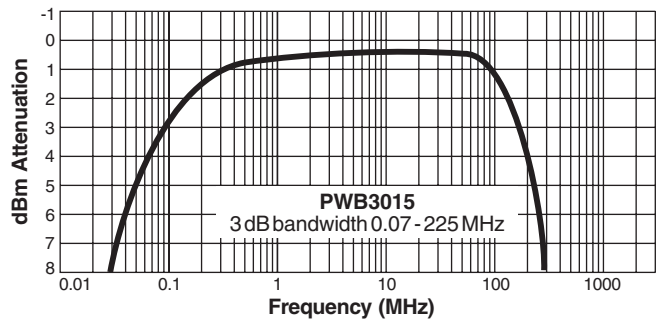
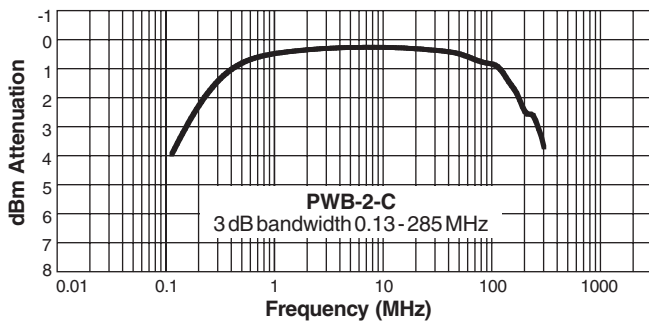
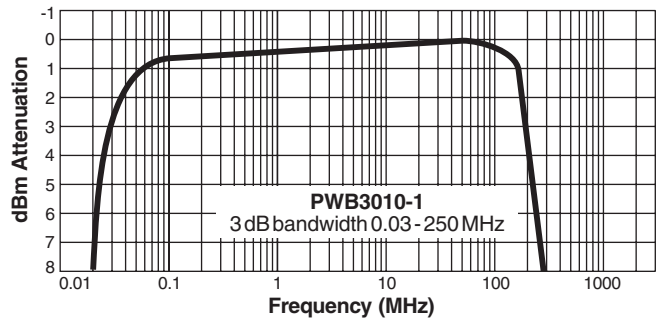
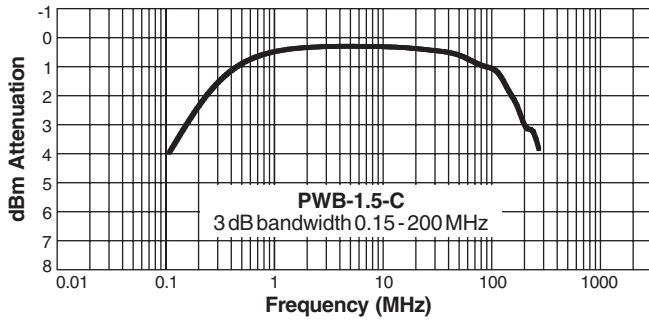
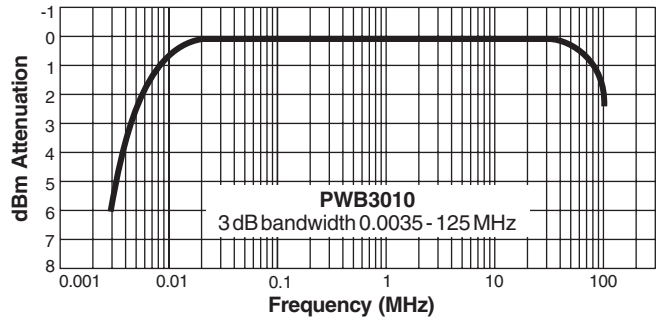
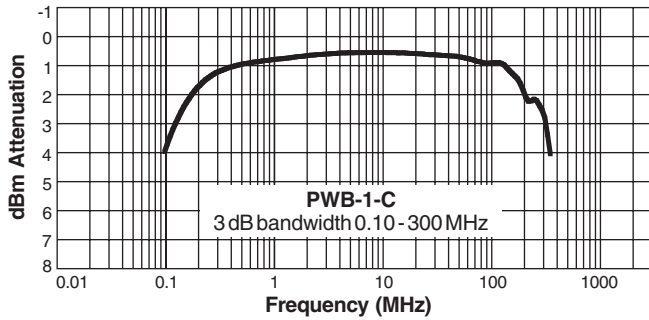


US +1-847-639-6400 sales@coilcraft.com
UK +44-1236-730595 sales@coilcraft-europe.com
Taiwan +886-2-2264 3646 sales@coilcraft.com.tw
China +86-21-6218 8074 sales@coilcraft.com.cn
Singapore + 65-6484 8412 sales@coilcraft.com.sg

Document 591-4 Revised 09/01/11
 © Coilcraft Inc. 2013
 This product may not be used in medical or high risk applications without prior Coilcraft approval. Specification subject to change without notice. Please check web site for latest information.



Type C Transformers



Attenuation measured on a network analyzer (re: 50 Ohms)



US +1-847-639-6400 sales@coilcraft.com
UK +44-1236-730595 sales@coilcraft-europe.com
Taiwan +886-2-2264 3646 sales@coilcraft.com.tw
China +86-21-6218 8074 sales@coilcraft.com.cn
Singapore + 65-6484 8412 sales@coilcraft.com.sg

Document 591-5 Revised 09/01/11
 © Coilcraft Inc. 2013
 This product may not be used in medical or high risk applications without prior Coilcraft approval. Specification subject to change without notice. Please check web site for latest information.

Компания «Life Electronics» занимается поставками электронных компонентов импортного и отечественного производства от производителей и со складов крупных дистрибьюторов Европы, Америки и Азии.

С конца 2013 года компания активно расширяет линейку поставок компонентов по направлению коаксиальный кабель, кварцевые генераторы и конденсаторы (керамические, пленочные, электролитические), за счёт заключения дистрибьюторских договоров

Мы предлагаем:

- Конкурентоспособные цены и скидки постоянным клиентам.
- Специальные условия для постоянных клиентов.
- Подбор аналогов.
- Поставку компонентов в любых объемах, удовлетворяющих вашим потребностям.
- Приемлемые сроки поставки, возможна ускоренная поставка.
- Доставку товара в любую точку России и стран СНГ.
- Комплексную поставку.
- Работу по проектам и поставку образцов.
- Формирование склада под заказчика.
- Сертификаты соответствия на поставляемую продукцию (по желанию клиента).
- Тестирование поставляемой продукции.
- Поставку компонентов, требующих военную и космическую приемку.
- Входной контроль качества.
- Наличие сертификата ISO.

В составе нашей компании организован Конструкторский отдел, призванный помогать разработчикам, и инженерам.

Конструкторский отдел помогает осуществить:

- Регистрацию проекта у производителя компонентов.
- Техническую поддержку проекта.
- Защиту от снятия компонента с производства.
- Оценку стоимости проекта по компонентам.
- Изготовление тестовой платы монтаж и пусконаладочные работы.



Тел: +7 (812) 336 43 04 (многоканальный)
Email: org@lifeelectronics.ru