

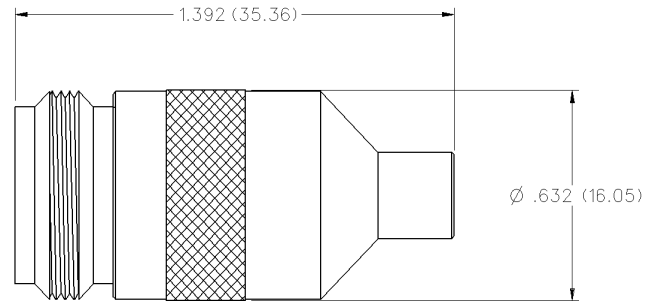
# 75 Ohm Type N Jack to Mini-75 Ohm SMB Plug



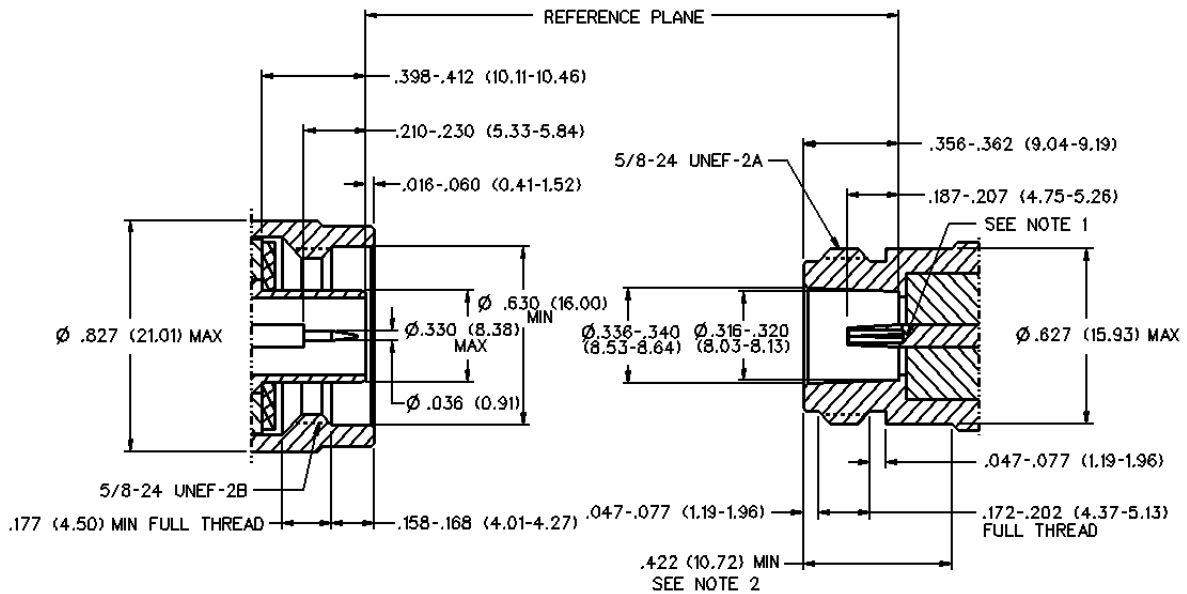
INCHES (MILLIMETERS)  
CUSTOMER DRAWINGS AVAILABLE UPON REQUEST



<b>STAINLESS STEEL PASSIVATED</b>
134-1069-021



## MATING ENGAGEMENT FOR 75 OHM "N" SERIES BASED ON MIL-STD-348A "N" SERIES



**NOTES:**

1. ID of contact to meet VSWR, mating characteristics and connector durability when mated with a dia .036/.037 (0.91/0.94) male contact.
2. Clearance for mating connector coupling nut.

# Mini-75 Ohm SMB Connectors



## Specifications

INCHES (MILLIMETERS)  
CUSTOMER DRAWINGS AVAILABLE UPON REQUEST

### ELECTRICAL RATINGS

**Impedance:** 75 ohms

**Frequency Range:** 0-2 GHz

**VSWR:** f = GHz

RG-179, RG-59, Belden 735A cable:

Straight cabled connectors .....	1.25 + .04f
Right angle cabled connectors .....	1.35 + .04f
Adapters .....	1.20 + .04f
Type N Adapters .....	1.05 + .01f
Matching pad 50 ohm/75 ohm .....	1.05 + .1f
Loads .....	1.05 + .01f
Uncabled receptacles, opens, shorts .....	N/A

**Working Voltage:** (Vrms maximum)†

Connectors for Cable Type	Sea Level	70K Feet
RG-179, RG-59, Belden 735A, uncabled receptacles, adapters .....	335	85
Open, shorts, loads, matching pad .....	N/A	N/A

**Dielectric Withstanding Voltage:** (VRMS minimum at sea level)†

Connectors for RG-179, RG-59, Belden 735A, uncabled receptacles, adapters .....	1000
Open, shorts, loads, matching pad .....	N/A

**Corona Level:** (Volts minimum at 70,000 feet)†

Connectors for RG-179, RG-59, Belden 735A .....	250
Uncabled receptacles, adapters, open, shorts, loads, matching pad:	N/A

**Electrical Length:** Open ± 1.5° (± 5.2° relative to short)

Short ± 1.5° (± 5.2° relative to open)

Adapters ± 5.2° (N/A for Jack-Bulkhead Jack and N Types)

**Insertion Loss:** (dB maximum, tested at 1.5 GHz)

Straight cable connectors .....	0.30 dB
Right angle cable connectors .....	0.60 dB
Matching pad .....	6 dB nominal
Uncabled receptacles, adapters, opens, shorts, loads .....	N/A

**Insulation Resistance:** 1000 megohms minimum

**Contact Resistance:** (milliohms maximum)

	Initial	After Environmental
Center contact (straight cabled connectors, uncabled receptacles, opens, shorts, loads) .....	6.0	8.0
Center contact (right angle cabled connectors and adapters) .....	12.0	16.0
Outer contact (gold plated connectors) .....	1.0	1.5
Outer contact (nickel plated connectors) .....	2.5	3.5
Braid to body (gold plated connectors) .....	1.0	N/A
Braid to body (nickel plated connectors) .....	2.5	N/A

**RF Leakage:** (dB minimum tested at 2.5 GHz)

Cable connectors .....	-55 dB
Uncabled receptacles, adapters opens, shorts, loads, matching pad .....	N/A

**RF High Potential Withstanding Voltage:** (Vrms minimum, tested at 4 and 7 MHz)†

Connectors for RG-179, RG-59, Belden 735A .....	700
Uncabled receptacles and adapters .....	600
Opens, shorts, loads, matching pad .....	N/A

**Power Rating:** (Loads and matching pad only) 1.0 watt at +25°C derated linearly to .5 watt at +125°C

### MECHANICAL RATINGS

**Engagement Design:** MIL-C-39012, Series SMB

**Engagement/Disengagement Force:** 2 pounds minimum to 14 pounds maximum axial force

**Contact Retention:** 4 lbs. minimum axial force (captivated contacts)

1 inch-ounce minimum torque (uncabled receptacles)

**Cable Retention:**

	Axial Force*	Torque
	(pounds)	(in-oz)

Connectors for RG-179, Belden 735A .....	20	N/A
Connectors for RG-59 .....	40	N/A

\* or cable breaking strength whichever is less.

**Durability:** 500 cycles minimum

### ENVIRONMENTAL RATINGS (Meets or exceed the applicable paragraph of MIL-C-39012)

**Temperature Range:** - 65°C to +165°C -- Connectors and adapters

- 65°C to +125°C -- Loads, matching pad

20°C to 26°C -- Opens, shorts

**Thermal Shock:** MIL-STD-202, Method 107, Condition B

(N/A opens, shorts, loads, matching pad)

**Corrosion:** MIL-STD-202, Method 101, Condition B

(N/A opens, shorts, loads, matching pad)

**Shock:** MIL-STD-210, Method 213, Condition B

(N/A opens, shorts, loads, matching pad)

**Vibration:** MIL-STD-202, Method 204, Condition B

(N/A opens, shorts, loads, matching pad)

**Temperature Coefficient:** (Loads only) ± 300 ppm/°C

### MATERIAL SPECIFICATIONS

**Bodies:** Brass per QQ-B-626, gold plated\*\* per MIL-G-45204 .00001" min. or nickel plated per QQ-N-290

N type adapters stainless steel per QQ-S-763, passivated per MIL-F-14072

**Contacts:** Male & Female - beryllium copper per QQ-C-530, gold plated per MIL-G-45204 .00003" min.

**Insulators:** PTFE fluorocarbon per ASTM D 1710 and ASTM D 1457

**Expansion Caps:** Brass per QQ-B-613, gold plated per MIL-G-45204 .00001" min. or nickel plated per QQ-N-290

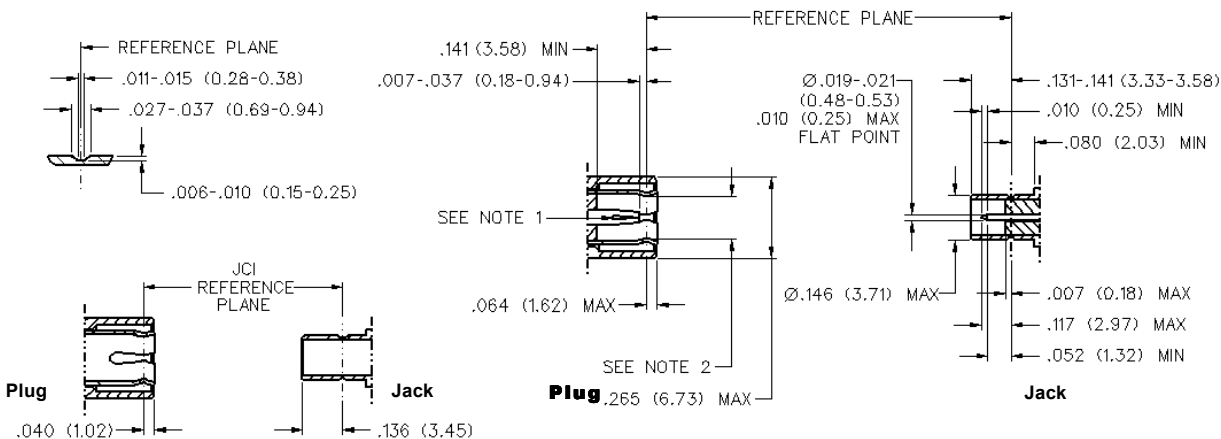
**Crimp Sleeves:** Copper per WW-T-799, gold plated per MIL-G-45204 .00001" min. or nickel plated per QQ-N-290

**Mounting Hardware:** Brass (nuts) per QQ-B-626 or phosphor bronze (lockwashers) QQ-B-750, gold plated per MIL-G-45204 .00001" min. or nickel plated per QQ-N-290

\*\* All gold plated parts include a .00005" min. nickel underplate barrier layer.

Avoid user injury due to misapplication. See safety advisory definitions inside front cover.

### MATING ENGAGEMENT FOR MINI-75 OHM SMB SERIES (INTERMATEABLE WITH STANDARD 50 OHM SMB)



#### NOTES:

1. ID of contact to meet VSWR, mating characteristics and connector durability when mated with a dia .019-.021 (0.48/0.53) male contact.
2. Must meet the force to engage and disengage when mated with mating part.

Компания «Life Electronics» занимается поставками электронных компонентов импортного и отечественного производства от производителей и со складов крупных дистрибьюторов Европы, Америки и Азии.

С конца 2013 года компания активно расширяет линейку поставок компонентов по направлению коаксиальный кабель, кварцевые генераторы и конденсаторы (керамические, пленочные, электролитические), за счёт заключения дистрибьюторских договоров

Мы предлагаем:

- Конкурентоспособные цены и скидки постоянным клиентам.
- Специальные условия для постоянных клиентов.
- Подбор аналогов.
- Поставку компонентов в любых объемах, удовлетворяющих вашим потребностям.
- Приемлемые сроки поставки, возможна ускоренная поставка.
- Доставку товара в любую точку России и стран СНГ.
- Комплексную поставку.
- Работу по проектам и поставку образцов.
- Формирование склада под заказчика.
- Сертификаты соответствия на поставляемую продукцию (по желанию клиента).
- Тестирование поставляемой продукции.
- Поставку компонентов, требующих военную и космическую приемку.
- Входной контроль качества.
- Наличие сертификата ISO.

В составе нашей компании организован Конструкторский отдел, призванный помогать разработчикам, и инженерам.

Конструкторский отдел помогает осуществить:

- Регистрацию проекта у производителя компонентов.
- Техническую поддержку проекта.
- Защиту от снятия компонента с производства.
- Оценку стоимости проекта по компонентам.
- Изготовление тестовой платы монтаж и пусконаладочные работы.



Тел: +7 (812) 336 43 04 (многоканальный)

Email: [org@lifeelectronics.ru](mailto:org@lifeelectronics.ru)