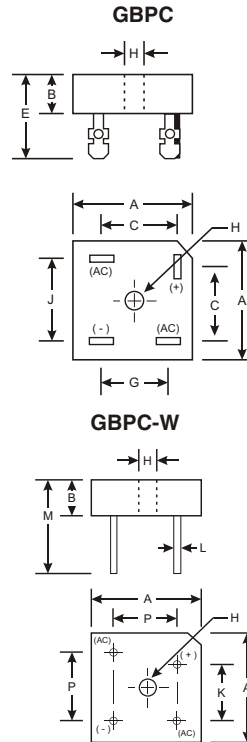


### Features

- Glass Passivated Die Construction
- Low Reverse Leakage Current
- Low Power Loss, High Efficiency
- Surge Overload Rating to 400A Peak
- Metal Base for Maximum Heat Dissipation
- Case to Terminal Isolation Voltage 1500V
- UL Listed Under Recognized Component Index, File Number E94661
- Lead Free Finish, RoHS Compliant (Note 4)**

### Mechanical Data

- Case: GBPC / GBPC-W
- Case Material: Molded Plastic with Heatsink Internally Mounted in the Bridge Encapsulation. UL Flammability Classification Rating 94V-0
- Moisture Sensitivity: Level 1 per J-STD-020C
- Terminals: Finish Silver. Plated Leads Solderable per MIL-STD-202, Method 208 **(E3)**
- Polarity: As Marked on Case
- Mounting: Through Hole for #10 Screw
- Mounting Torque: 8.0 Inch-pounds Maximum
- Ordering Information: See Last Page
- Marking: Type Number
- GBPC Weight: 20 grams (approximate)
- GBPC-W Weight: 14 grams (approximate)



GBPC / GBPC-W		
Dim	Min	Max
A	28.30	28.80
B	7.40	8.25
C	16.10	17.10
E	18.80	21.30
G	13.80	14.80
H	Hole for #10 screw	
	5.08	5.59
J	17.60	18.60
K	10.90	11.90
L	0.97	1.07
M	31.80	
P	17.60	18.60
<b>All Dimensions in mm</b>		

"W" Suffix Designates Wire Leads  
No Suffix Designates Faston Terminals

### Maximum Ratings and Electrical Characteristics @ T<sub>A</sub> = 25 °C unless otherwise specified

Single phase, 60Hz, resistive or inductive load.  
For capacitive load, derate current by 20%.

Characteristic	Symbol	GBPC35005/W	GBPC3501/W	GBPC3502/W	GBPC3504/W	GBPC3506/W	GBPC3508/W	GBPC3510/W	Unit
Peak Repetitive Reverse Voltage Working Peak Reverse Voltage DC Blocking Voltage	V <sub>RRM</sub> V <sub>RWM</sub> V <sub>R</sub>	50	100	200	400	600	800	1000	V
RMS Reverse Voltage	V <sub>R(RMS)</sub>	35	70	140	280	420	560	700	V
Average Rectified Output Current @ T <sub>C</sub> = 50 °C	I <sub>O</sub>	35							A
Non-Repetitive Peak Forward Surge Current 8.3ms single half sine-wave superimposed on rated load	I <sub>FSM</sub>	400							A
Forward Voltage (per element) @ I <sub>F</sub> = 17.5A	V <sub>FM</sub>	1.1							V
Peak Reverse Current @ T <sub>C</sub> = 25 °C at Rated DC Blocking Voltage @ T <sub>C</sub> = 125 °C	I <sub>R</sub>	5.0 500							A
I <sup>2</sup> t Rating for Fusing (Note 1)	I <sup>2</sup> t	660							A <sup>2</sup> s
Typical Total Capacitance (Note 2)	C <sub>T</sub>	300							pF
Typical Thermal Resistance per leg (Note 3)	R <sub>JC</sub>	1.2							°C/W
Operating and Storage Temperature Range	T <sub>j</sub> , T <sub>STG</sub>	-65 to +150							°C

- Notes:
1. Non-repetitive, for t > 1.0ms and t < 8.3ms.
  2. Measured at 1.0MHz and applied reverse voltage of 4.0V DC.
  3. Thermal resistance junction to case mounted on heatsink.
  4. RoHS revision 13.2.2003. Glass and High Temperature Solder Exemptions Applied, see EU Directive Annex Notes 5 and 7.

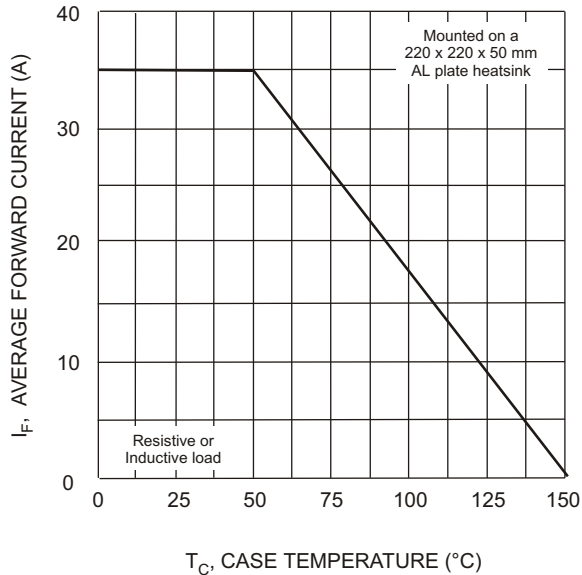


Fig. 1 Forward Current Derating Curve

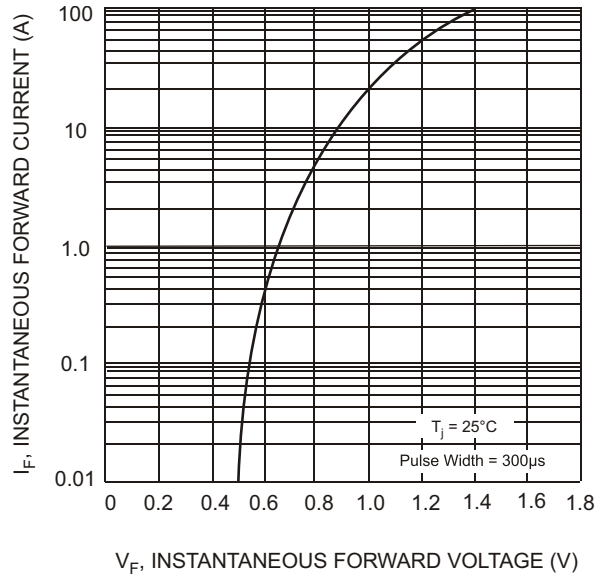


Fig. 2 Typical Forward Characteristics (per element)

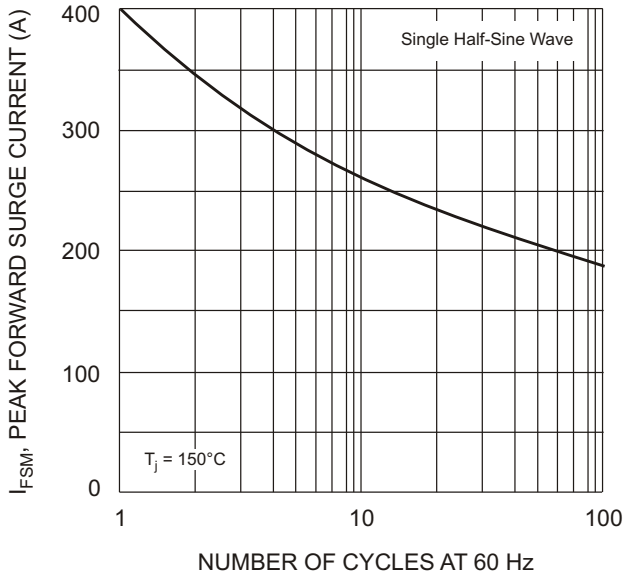


Fig. 3 Max Non-Repetitive Surge Current

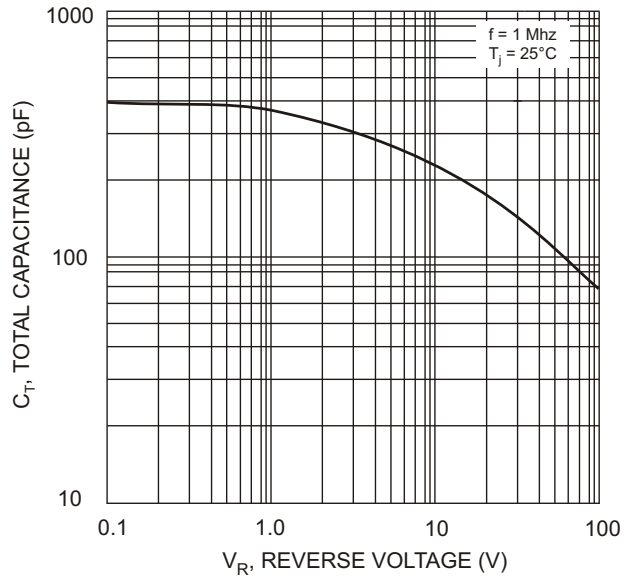


Fig. 4 Typical Total Capacitance (per element)

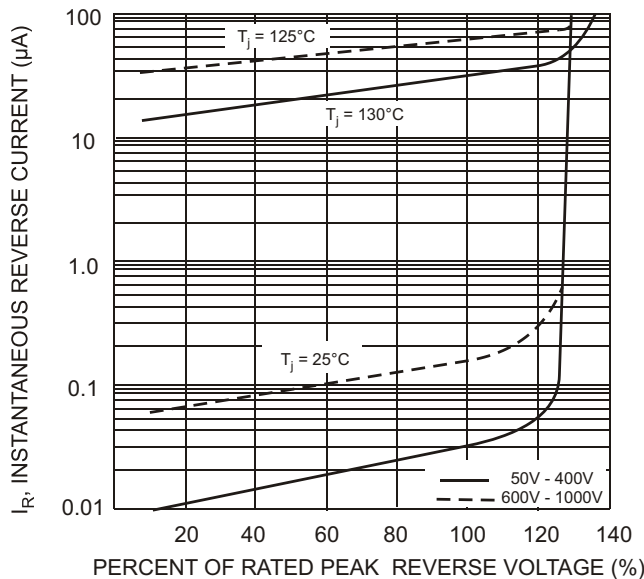


Fig. 5 Typical Reverse Characteristics (per element)

**Ordering Information** (Note 5)

Device	Packaging	Shipping
GBPC35005	GBPC	100/Tray
GBPC3501	GBPC	100/Tray
GBPC3502	GBPC	100/Tray
GBPC3504	GBPC	100/Tray
GBPC3506	GBPC	100/Tray
GBPC3508	GBPC	100/Tray
GBPC3510	GBPC	100/Tray
GBPC35005W	GBPC-W	100/Tray
GBPC3501W	GBPC-W	100/Tray
GBPC3502W	GBPC-W	100/Tray
GBPC3504W	GBPC-W	100/Tray
GBPC3506W	GBPC-W	100/Tray
GBPC3508W	GBPC-W	100/Tray
GBPC3510W	GBPC-W	100/Tray

Notes: 5. For packaging details, visit our website at <http://www.diodes.com/datasheets/ap2008.pdf>.

**IMPORTANT NOTICE**

Diodes Incorporated and its subsidiaries reserve the right to make modifications, enhancements, improvements, corrections or other changes without further notice to any product herein. Diodes Incorporated does not assume any liability arising out of the application or use of any product described herein; neither does it convey any license under its patent rights, nor the rights of others. The user of products in such applications shall assume all risks of such use and will agree to hold Diodes Incorporated and all the companies whose products are represented on our website, harmless against all damages.

**LIFE SUPPORT**

Diodes Incorporated products are not authorized for use as critical components in life support devices or systems without the expressed written approval of the President of Diodes Incorporated.

Компания «Life Electronics» занимается поставками электронных компонентов импортного и отечественного производства от производителей и со складов крупных дистрибьюторов Европы, Америки и Азии.

С конца 2013 года компания активно расширяет линейку поставок компонентов по направлению коаксиальный кабель, кварцевые генераторы и конденсаторы (керамические, пленочные, электролитические), за счёт заключения дистрибьюторских договоров

Мы предлагаем:

- Конкуренеспособные цены и скидки постоянным клиентам.
- Специальные условия для постоянных клиентов.
- Подбор аналогов.
- Поставку компонентов в любых объемах, удовлетворяющих вашим потребностям.
- Приемлемые сроки поставки, возможна ускоренная поставка.
- Доставку товара в любую точку России и стран СНГ.
- Комплексную поставку.
- Работу по проектам и поставку образцов.
- Формирование склада под заказчика.
- Сертификаты соответствия на поставляемую продукцию (по желанию клиента).
- Тестирование поставляемой продукции.
- Поставку компонентов, требующих военную и космическую приемку.
- Входной контроль качества.
- Наличие сертификата ISO.

В составе нашей компании организован Конструкторский отдел, призванный помогать разработчикам, и инженерам.

Конструкторский отдел помогает осуществить:

- Регистрацию проекта у производителя компонентов.
- Техническую поддержку проекта.
- Защиту от снятия компонента с производства.
- Оценку стоимости проекта по компонентам.
- Изготовление тестовой платы монтаж и пусконаладочные работы.



Тел: +7 (812) 336 43 04 (многоканальный)  
Email: [org@lifeelectronics.ru](mailto:org@lifeelectronics.ru)