

Feed-through terminal block - UK 2,5 N BN - 0719252

Please be informed that the data shown in this PDF Document is generated from our Online Catalog. Please find the complete data in the user's documentation. Our General Terms of Use for Downloads are valid (<http://download.phoenixcontact.com>)



Feed-through terminal block, Connection method: Screw connection, Cross section: 0.2 mm² - 4 mm², AWG: 24 - 12, Width: 5.2 mm, Color: brown, Mounting type: NS 35/7,5, NS 35/15

Product Features

- ✓ Universal foot which can be used on NS 35... and NS 32... DIN rails
- ✓ The UK universal screw terminal block series has the typical features which are decisive for practical applications
- ✓ Potential distribution via fixed bridges in the terminal center or insertion bridges in the clamping space



Key commercial data

Packing unit	1 1
Minimum order quantity	50 1
Weight per Piece (excluding packing)	6.4 GRM
Custom tariff number	85369010
Country of origin	Germany

Technical data

General

Number of levels	1
Number of connections	2
Color	brown
Insulating material	PA
Inflammability class according to UL 94	V2
Maximum load current	24 A (with 2.5 mm ² conductor cross section)
Rated surge voltage	8 kV
Pollution degree	3
Surge voltage category	III

Feed-through terminal block - UK 2,5 N BN - 0719252

Technical data

General

Insulating material group	I
Connection in acc. with standard	IEC 60947-7-1
Nominal current I_N	24 A
Nominal voltage U_N	800 V
Open side panel	ja

Dimensions

Width	5.2 mm
Length	42.5 mm
Height NS 35/7,5	42 mm
Height NS 35/15	49.5 mm
Height NS 32	47 mm

Connection data

Conductor cross section solid min.	0.2 mm ²
Conductor cross section solid max.	4 mm ²
Conductor cross section AWG/kcmil min.	24
Conductor cross section AWG/kcmil max.	12
Conductor cross section stranded min.	0.2 mm ²
Conductor cross section stranded max.	2.5 mm ²
Min. AWG conductor cross section, stranded	24
Max. AWG conductor cross section, stranded	14
Conductor cross section stranded, with ferrule without plastic sleeve min.	0.25 mm ²
Conductor cross section stranded, with ferrule without plastic sleeve max.	2.5 mm ²
Conductor cross section stranded, with ferrule with plastic sleeve min.	0.25 mm ²
Conductor cross section stranded, with ferrule with plastic sleeve max.	1 mm ²
2 conductors with same cross section, solid min.	0.2 mm ²
2 conductors with same cross section, solid max.	1 mm ²
2 conductors with same cross section, stranded min.	0.25 mm ²
2 conductors with same cross section, stranded max.	1 mm ²
2 conductors with same cross section, stranded, TWIN ferrules with plastic sleeve, min.	0.5 mm ²
2 conductors with same cross section, stranded, TWIN ferrules with plastic sleeve, max.	1.5 mm ²
2 conductors with same cross section, stranded, ferrules without plastic sleeve, min.	0.25 mm ²
2 conductors with same cross section, stranded, ferrules without plastic sleeve, max.	1 mm ²
Cross section with insertion bridge, solid max.	2.5 mm ²
Cross section with insertion bridge, stranded max.	2.5 mm ²

Feed-through terminal block - UK 2,5 N BN - 0719252

Technical data

Connection data

Connection method	Screw connection
Stripping length	7 mm
Internal cylindrical gage	A3
Screw thread	M3
Tightening torque, min	0.6 Nm
Tightening torque max	0.8 Nm

Classifications

eCl@ss

eCl@ss 4.0	27141120
eCl@ss 4.1	27141120
eCl@ss 5.0	27141120
eCl@ss 5.1	27141120
eCl@ss 6.0	27141120
eCl@ss 7.0	27141120
eCl@ss 8.0	27141120

ETIM

ETIM 2.0	EC000897
ETIM 3.0	EC000897
ETIM 4.0	EC000897
ETIM 5.0	EC000897

UNSPSC

UNSPSC 6.01	30211811
UNSPSC 7.0901	39121410
UNSPSC 11	39121410
UNSPSC 12.01	39121410
UNSPSC 13.2	39121410

Approvals

Approvals

Approvals

CSA / UL Recognized / KEMA-KEUR / cUL Recognized / GL / DNV / PRS / CCA / IECCE CB Scheme / GOST / GOST / cULus Recognized

Feed-through terminal block - UK 2,5 N BN - 0719252


Approvals


Ex Approvals


IECEX / ATEX / GL


Approvals submitted

Approval details

CSA 	
mm ² /AWG/kcmil	28-12
Nominal current I _N	20 A
Nominal voltage U _N	300 V

UL Recognized 	
mm ² /AWG/kcmil	30-12
Nominal current I _N	20 A
Nominal voltage U _N	300 V

KEMA-KEUR 	
mm ² /AWG/kcmil	2.5
Nominal voltage U _N	800 V

cUL Recognized 	
mm ² /AWG/kcmil	30-12
Nominal current I _N	20 A
Nominal voltage U _N	300 V

Feed-through terminal block - UK 2,5 N BN - 0719252


Approvals

GL


DNV


PRS

CCA	
mm ² /AWG/kcmil	2.5
Nominal voltage UN	800 V

IECEE CB Scheme 	
mm ² /AWG/kcmil	2.5
Nominal voltage UN	800 V

GOST 

GOST 

cULus Recognized 

Accessories

Accessories

Bridge

Feed-through terminal block - UK 2,5 N BN - 0719252

Accessories

Fixed bridge - FBRI 20-5 N - 3000515



Fixed bridge, Number of positions: 20, Color: silver

Fixed bridge - FBRI 16-5 N - 3000476



Fixed bridge, Number of positions: 16, Color: silver

Fixed bridge - FBRI 12-5 N - 3000434



Fixed bridge, Number of positions: 12, Color: silver

Fixed bridge - FBRI 2-5 N - 3000227



Fixed bridge, Number of positions: 2, Color: silver

Fixed bridge - FBRI 10-5 N - 2770642



Fixed bridge, Number of positions: 10, Color: silver

Feed-through terminal block - UK 2,5 N BN - 0719252

Accessories

Fixed bridge - FBRI 40-5 N - 3006823



Fixed bridge, Number of positions: 40, Color: silver

Insertion bridge - EBL 3- 5 - 2303158



Insertion bridge, Number of positions: 3, Color: gray

Insertion bridge - EBL 2- 5 - 2303145



Insertion bridge, Number of positions: 2, Color: gray

Insertion bridge - EBL 10- 5 - 2303132



Insertion bridge, Number of positions: 10, Color: gray

Switching jumper - USBR 2-7 - 2303239



Switching jumper, Number of positions: 2, Color: silver

Feed-through terminal block - UK 2,5 N BN - 0719252

Accessories

Switching jumper - USBRJ 2-7 - 2305538



Switching jumper, Color: silver

Switching jumper - SBRN 2-7 - 1413230



Switching jumper, Color: silver

Fixed bridge - FB-150 METER - 0201595



Cross connection rail, for fixed bridging of identical inputs and outputs, made of Cu, nickel-plated, 1 m long

End block

End clamp - CLIPFIX 35 - 3022218



Quick mounting end clamp for NS 35/7,5 DIN rail or NS 35/15 DIN rail, with marking option, width: 9.5 mm, color: gray

End clamp - CLIPFIX 35-5 - 3022276



Quick mounting end clamp for NS 35/7,5 DIN rail or NS 35/15 DIN rail, with marking option, with parking option for FBS...5, FBS...6, KSS 5, KSS 6, width: 5.15 mm, color: gray

Feed-through terminal block - UK 2,5 N BN - 0719252

Accessories

End clamp - E/NS 35 N - 0800886



End clamp, width: 9.5 mm, color: gray

End clamp - E/UK - 1201442



End clamp, for assembly on NS 32 or NS 35/7.5 DIN rail

End clamp - E/UK 1 - 1201413



End clamps, for supporting the ends of double-level and three-level terminal blocks, width: 10 mm, color: gray

End cover

End cover - D-UK 2,5 - 3001022



End cover, Length: 42.5 mm, Width: 1.5 mm, Height: 30.7 mm, Color: gray

Insulating sleeve

Insulating sleeve - MPS-IH WH - 0201663



Insulating sleeve, Color: white

Feed-through terminal block - UK 2,5 N BN - 0719252

Accessories

Insulating sleeve - MPS-IH RD - 0201676



Insulating sleeve, Color: red

Insulating sleeve - MPS-IH BU - 0201689



Insulating sleeve, Color: blue

Insulating sleeve - MPS-IH YE - 0201692



Insulating sleeve, Color: yellow

Insulating sleeve - MPS-IH GN - 0201702



Insulating sleeve, Color: green

Insulating sleeve - MPS-IH GY - 0201728



Insulating sleeve, Color: gray

Feed-through terminal block - UK 2,5 N BN - 0719252

Accessories

Insulating sleeve - MPS-IH BK - 0201731



Insulating sleeve, Color: black

Labeled terminal marker

Zack marker strip - ZB 5 CUS - 0824962



Zack marker strip, Can be ordered: Strip, white, Labeled according to customer specifications, Mounting type: Snap into tall marker groove, For terminal block width: 5.2 mm, Lettering field: 5.15 x 10.5 mm

Marker for terminal blocks - UC-TM 5 CUS - 0824581



Marker for terminal blocks, Can be ordered: By sheet, white, Labeled according to customer specifications, Mounting type: Snap into tall marker groove, For terminal block width: 5.2 mm, Lettering field: 10.5 x 4.6 mm

Marker for terminal blocks - UCT-TM 5 CUS - 0829595



Marker for terminal blocks, Can be ordered: By sheet, white, Labeled according to customer specifications, Mounting type: Snap into tall marker groove, Lettering field: 4.6 x 10.5 mm

Mounting material

Screw - ZSR - 2303608



Screw

Feed-through terminal block - UK 2,5 N BN - 0719252

Accessories

Mounting rail

DIN rail - NS 32 PERF 2000MM - 1201002



G-profile DIN rail, material: Steel, perforated, height 15 mm, width 32 mm, length 2 m

DIN rail - NS 32 UNPERF 2000MM - 1201015



G-profile DIN rail, material: Steel, unperforated, height 15 mm, width 32 mm, length 2 m

DIN rail perforated - NS 35/ 7,5 PERF 2000MM - 0801733



DIN rail, material: steel galvanized and passivated with a thick layer, perforated, height 7.5 mm, width 35 mm, length: 2000 mm

DIN rail - NS 35/ 7,5 UNPERF 2000MM - 0801681



DIN rail, material: Steel, unperforated, height 7.5 mm, width 35 mm, length: 2 m

DIN rail - NS 35/ 7,5 WH PERF 2000MM - 1204119



DIN rail 35 mm (NS 35)

Feed-through terminal block - UK 2,5 N BN - 0719252

Accessories

DIN rail - NS 35/ 7,5 WH UNPERF 2000MM - 1204122



DIN rail 35 mm (NS 35)

DIN rail, unperforated - NS 35/ 7,5 AL UNPERF 2000MM - 0801704



DIN rail, unperforated, Width: 35 mm, Height: 7.5 mm, Length: 2000 mm, Color: silver

DIN rail - NS 35/ 7,5 ZN PERF 2000MM - 1206421



DIN rail, material: Galvanized, perforated, height 7.5 mm, width 35 mm, length: 2 m

DIN rail - NS 35/ 7,5 ZN UNPERF 2000MM - 1206434



DIN rail, material: Galvanized, unperforated, height 7.5 mm, width 35 mm, length: 2 m

DIN rail - NS 35/ 7,5 CU UNPERF 2000MM - 0801762



DIN rail, material: Copper, unperforated, height 7.5 mm, width 35 mm, length: 2 m

Feed-through terminal block - UK 2,5 N BN - 0719252

Accessories

End cap - NS 35/ 7,5 CAP - 1206560

DIN rail end piece, for DIN rail NS 35/7.5



DIN rail perforated - NS 35/15 PERF 2000MM - 1201730



DIN rail, material: steel galvanized and passivated with a thick layer, perforated, height 15 mm, width 35 mm, length: 2000 mm

DIN rail - NS 35/15 UNPERF 2000MM - 1201714



DIN rail, material: Steel, unperforated, height 15 mm, width 35 mm, length: 2 m

DIN rail - NS 35/15 WH PERF 2000MM - 0806602



DIN rail 35 mm (NS 35)

DIN rail - NS 35/15 WH UNPERF 2000MM - 1204135



DIN rail 35 mm (NS 35)

Feed-through terminal block - UK 2,5 N BN - 0719252

Accessories

DIN rail, unperforated - NS 35/15 AL UNPERF 2000MM - 1201756



DIN rail, deep drawn, high profile, unperforated, 1.5 mm thick, material: aluminum, height 15 mm, width 35 mm, length 2000 mm

DIN rail - NS 35/15 ZN PERF 2000MM - 1206599



DIN rail, material: Galvanized, perforated, height 15 mm, width 35 mm, length: 2 m

DIN rail - NS 35/15 ZN UNPERF 2000MM - 1206586



DIN rail, material: Galvanized, unperforated, height 15 mm, width 35 mm, length: 2 m

DIN rail - NS 35/15 CU UNPERF 2000MM - 1201895



DIN rail, material: Copper, unperforated, 1.5 mm thick, height 15 mm, width 35 mm, length: 2 m

End cap - NS 35/15 CAP - 1206573



DIN rail end piece, for DIN rail NS 35/15

Feed-through terminal block - UK 2,5 N BN - 0719252

Accessories

DIN rail - NS 35/15-2,3 UNPERF 2000MM - 1201798



DIN rail, material: Steel, unperforated, 2.3 mm thick, height 15 mm, width 35 mm, length: 2 m

Partition plate

Separating plate - TS-KK 3 - 2770215



Separating plate, Length: 14 mm, Width: 1.5 mm, Height: 16 mm, Color: gray

Partition plate - ATP-UK - 3003224



Partition plate, Length: 56 mm, Width: 1.5 mm, Height: 45.7 mm, Color: gray

Short-circuit connector

Short-circuit connector - KSS 5 - 2303543



Short-circuit connector, Number of positions: 2, Color: black

Terminal marking

Feed-through terminal block - UK 2,5 N BN - 0719252

Accessories

Marker cards - SBS 5:UNBEDRUCKT - 1007219



Marker cards, Card, white, Unlabeled, Can be labeled with: Plotter, Perforated, Mounting type: Snap into tall marker groove, Snap into flat marker groove, For terminal block width: 5.2 mm, Lettering field: 6 x 5.1 mm

Zack marker strip - ZB 5 :UNBEDRUCKT - 1050004



Zack marker strip, Strip, white, Unlabeled, Can be labeled with: Plotter, Mounting type: Snap into tall marker groove, For terminal block width: 5.2 mm, Lettering field: 5.1 x 10.5 mm

Marker for terminal blocks - UC-TM 5 - 0818108



Marker for terminal blocks, Sheet, white, Unlabeled, Can be labeled with: BLUEMARK CLED, BLUEMARK LED, Plotter, Mounting type: Snap into tall marker groove, For terminal block width: 5.2 mm, Lettering field: 10.5 x 4.6 mm

Marker for terminal blocks - UCT-TM 5 - 0828734



Marker for terminal blocks, Sheet, white, Unlabeled, Can be labeled with: THERMOMARK CARD PLUS, THERMOMARK CARD, BLUEMARK CLED, BLUEMARK LED, Mounting type: Snap into tall marker groove, For terminal block width: 5.2 mm, Lettering field: 4.6 x 10.5 mm

Test plug terminal block

Reducing plug - RPS - 0201647



Reducing plug, Color: gray

Feed-through terminal block - UK 2,5 N BN - 0719252

Accessories

Test plugs - MPS-MT - 0201744



Test plugs, Color: silver

Test socket

Female test connector - PSBJ 3/13/4 - 0201304



Female test connector, Color: silver

Female test connector - PSB 3/10/4 - 0601292



Female test connector, Color: silver

Warning label printed

Warning label - WS 4- 5 - 0805344

Warning plate, with 2 plastic screws, across 4 terminal blocks, pitch 5 mm



Warning label - WS 3- 5 - 0805357

Warning plate, with 2 plastic screws, across 3 terminal blocks, pitch 5 mm



Feed-through terminal block - UK 2,5 N BN - 0719252

Accessories

Warning label - WS 5- 5 - 0805331

Warning plate, with 2 plastic screws, across 5 terminal blocks, pitch 5 mm



Drawings

Circuit diagram



Компания «Life Electronics» занимается поставками электронных компонентов импортного и отечественного производства от производителей и со складов крупных дистрибьюторов Европы, Америки и Азии.

С конца 2013 года компания активно расширяет линейку поставок компонентов по направлению коаксиальный кабель, кварцевые генераторы и конденсаторы (керамические, пленочные, электролитические), за счёт заключения дистрибьюторских договоров

Мы предлагаем:

- Конкурентоспособные цены и скидки постоянным клиентам.
- Специальные условия для постоянных клиентов.
- Подбор аналогов.
- Поставку компонентов в любых объемах, удовлетворяющих вашим потребностям.
- Приемлемые сроки поставки, возможна ускоренная поставка.
- Доставку товара в любую точку России и стран СНГ.
- Комплексную поставку.
- Работу по проектам и поставку образцов.
- Формирование склада под заказчика.
- Сертификаты соответствия на поставляемую продукцию (по желанию клиента).
- Тестирование поставляемой продукции.
- Поставку компонентов, требующих военную и космическую приемку.
- Входной контроль качества.
- Наличие сертификата ISO.

В составе нашей компании организован Конструкторский отдел, призванный помогать разработчикам, и инженерам.

Конструкторский отдел помогает осуществить:

- Регистрацию проекта у производителя компонентов.
- Техническую поддержку проекта.
- Защиту от снятия компонента с производства.
- Оценку стоимости проекта по компонентам.
- Изготовление тестовой платы монтаж и пусконаладочные работы.



Тел: +7 (812) 336 43 04 (многоканальный)

Email: org@lifeelectronics.ru