

1 2 3 4 5 6

AMPHENOL PART NUMBER CONFIGURATION

UE86-3G4420-X0X61

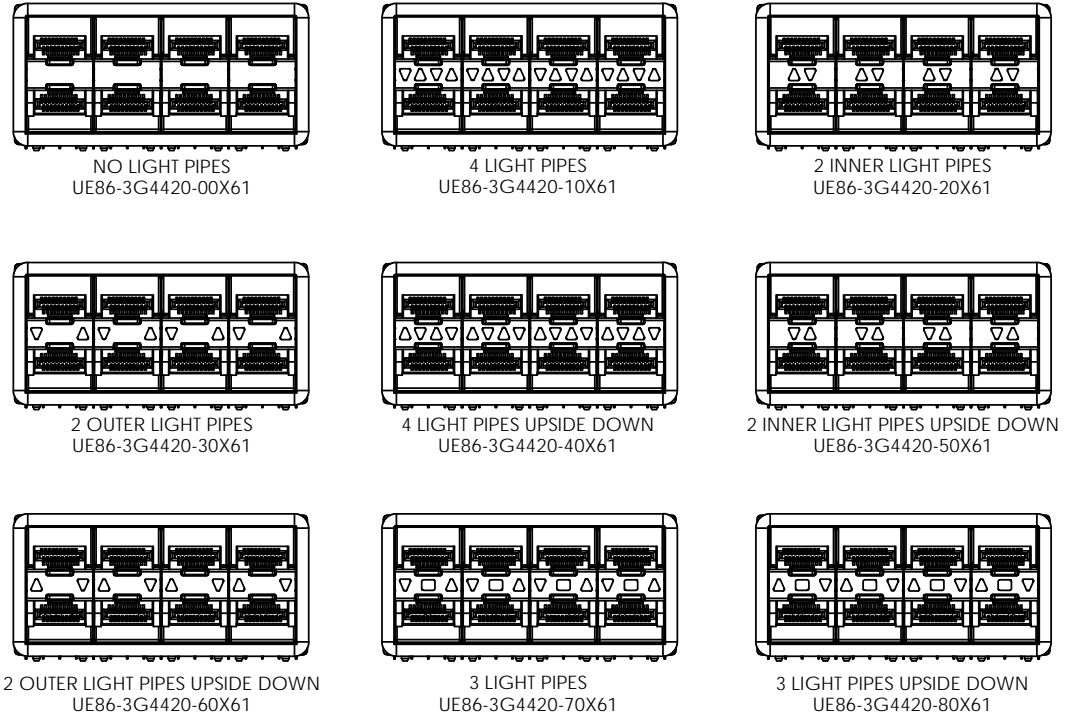
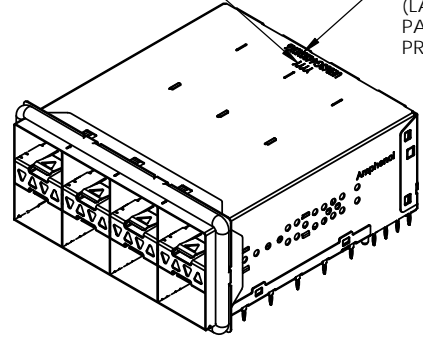
- LIGHT PIPE OPTION**  
 0 - NO LIGHT PIPE  
 1 - 4 LP PER 2X1, NORMAL ORIENTATION  
 2 - 2 INNER LP PER 2X1, NORMAL ORIENTATION  
 3 - 2 OUTER LP PER 2X1, NORMAL ORIENTATION  
 4 - 4 LP PER 2X1, REVERSING ORIENTATION  
 5 - 2 INNER LP PER 2X1, REVERSING ORIENTATION  
 6 - 2 OUTER LP PER 2X1, REVERSING ORIENTATION  
 7 - 3 LP PER 2X1, 2 OUTER LP, NORMAL ORIENTATION  
 8 - 3 LP PER 2X1, 2 OUTER LP, REVERSING ORIENTATION

- PACKAGING**  
 1 - TRAY PACKAGING (STACKED)

- PLATING OPTIONS FOR CONNECTOR**  
 2 - 30µ" GOLD PLATING ON MATING AREA  
 15-100µ" MATTE TIN ON TERMINATION  
 3 - 30µ" GOLD PLATING ON MATING AREA  
 150-300µ" MATTE TIN ON TERMINATION  
 5 - 15µ" GOLD PLATING ON MATING AREA  
 15-100µ" MATTE TIN ON TERMINATION  
 6 - 15µ" GOLD PLATING ON MATING AREA  
 150-300µ" MATTE TIN ON TERMINATION

| REVISIONS |         |                                    |           |          |
|-----------|---------|------------------------------------|-----------|----------|
| REV.      | ECN NO. | DESCRIPTION                        | DATE      | APPROVED |
| D         |         | UPDATE NOTES                       | AUG 19/14 | J.SI     |
| E         |         | CHANGED PCB THICKNESS              | NOV 03/15 | J.SI     |
| F         |         | REMOVED DIM. ZONE B1, SHEET 2 OF 5 | OCT 31/16 | J.SI     |

DATE CODE  
 PART NUMBER (LAST DIGIT INDICATING PACKAGING TYPE, NOT PRINTED ON THE PART)



MATERIAL: (RoHS COMPLIANT)

- CAGE - PRESS FIT: COPPER ALLOY (NICKEL SILVER)
- CONNECTOR - PRESS FIT:  
 - PLASTIC HOUSING: LCP, FLAMMABILITY RATING UL94-V0  
 - CONTACTS: PHOSPHOR BRONZE
- LIGHT PIPE: CLEAR POLYCARBONATE, FLAMMABILITY RATING UL94-V0
- PACKAGING: TRAY PACKAGING
- TEMPERATURE RANGE: -40°C TO +85°C
- EMI GASKET: CONDUCTIVE ELASTOMER UL94-V0



THIS DOCUMENT CONTAINS PROPRIETARY INFORMATION AND SUCH INFORMATION MAY NOT BE DISCLOSED TO OTHERS FOR ANY PURPOSE OR USED FOR MANUFACTURING PURPOSES WITHOUT WRITTEN PERMISSION FROM AMPHENOL CANADA CORP.

|                               |                        |            |           |
|-------------------------------|------------------------|------------|-----------|
| UNLESS SPECIFIED OTHERWISE    | DRAWN                  | P. OU      | SEP 03/13 |
| DIMENSIONS ARE IN MILLIMETERS | CHECKED                | J. SI      | NOV03/15  |
| REFERENCE IN PARENTHESES      | M.E. APP'D             |            |           |
| GENERAL TOLERANCES            | Q.A. APP'D             |            |           |
| 1 DECIMAL PLACE ±0.25         | DWG APP'D              | J. SI      | NOV03/15  |
| 2 DECIMAL PLACE ±0.15         | MATERIAL AND FINISH    | SEE NOTES  |           |
| 3 DECIMAL PLACE N/A           | REF.                   | ECN Exxxxx |           |
| ANGULAR DEGREES ±1°           | THIRD ANGLE PROJECTION |            |           |
| ENG. REL. NO.                 | DO NOT SCALE DRAWING   |            |           |

**Amphenol High Speed Interconnects**  
 A Division of Amphenol Corp. www.amphenolcanada.com

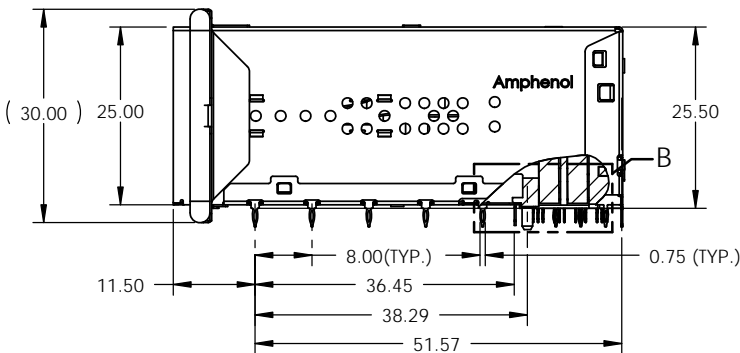
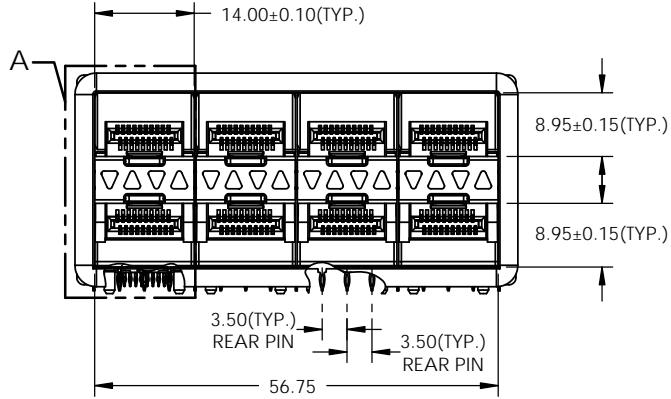
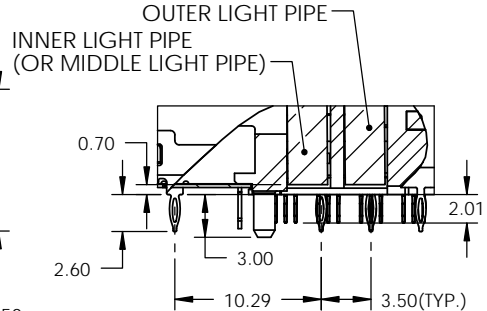
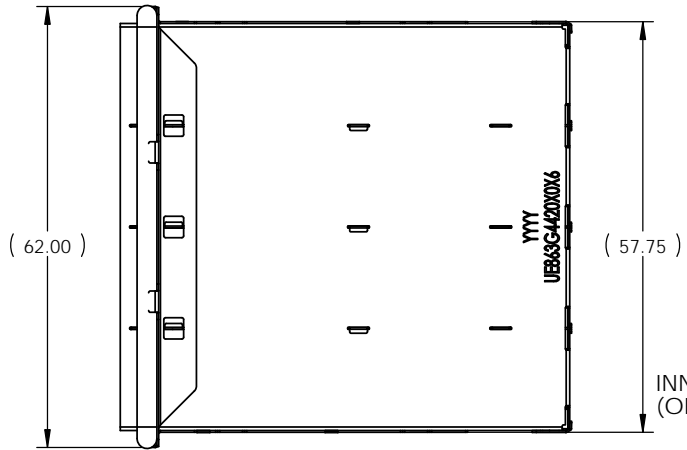
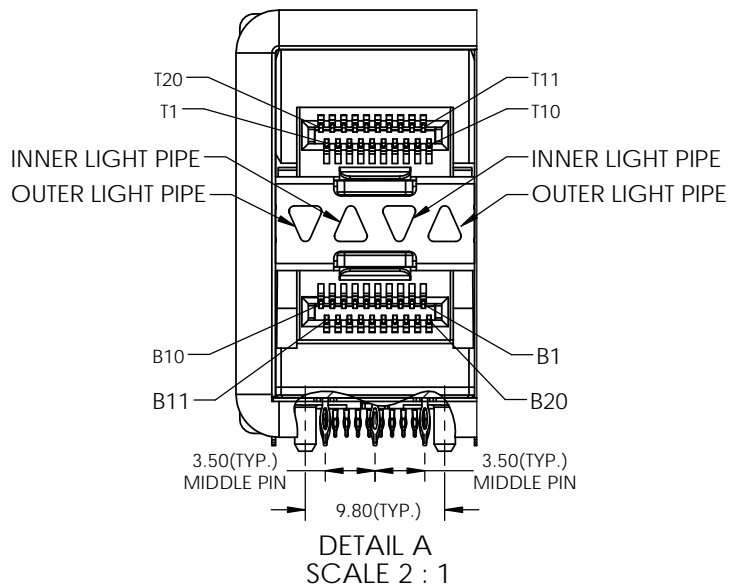
**2X4 SFP ULTRAPORT WITH LIGHT PIPE OPTIONS AND EMI GASKET**

DWG. NO. P-UE86-3G4420-X0X61 REV F

CODE ID NO. 03554 DWG SIZE: A4 SCALE: 2:3 SHEET 1 OF 5

1 2 3

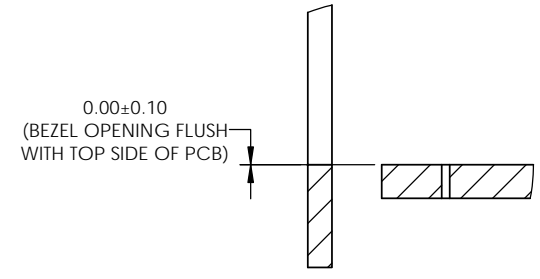
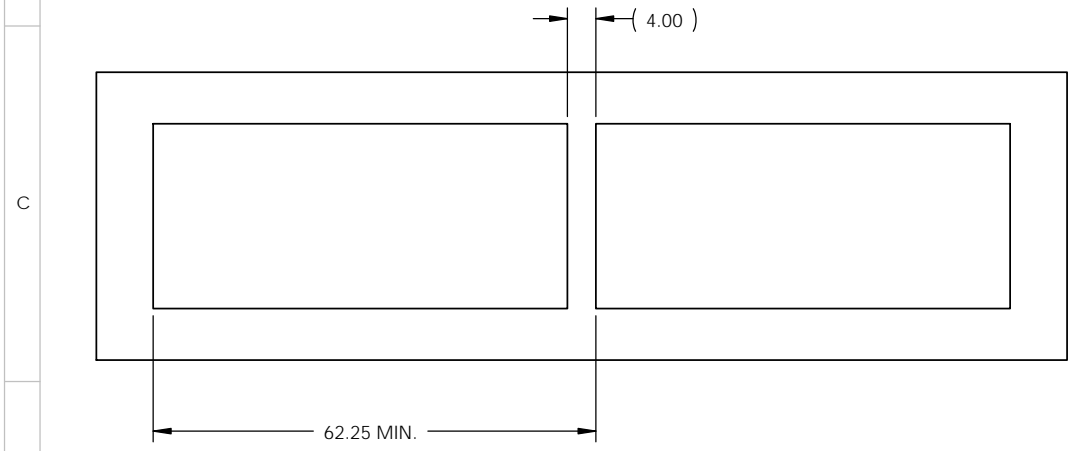
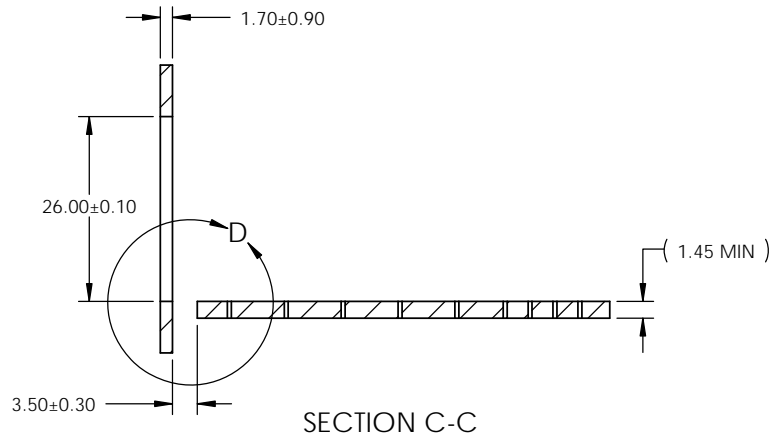
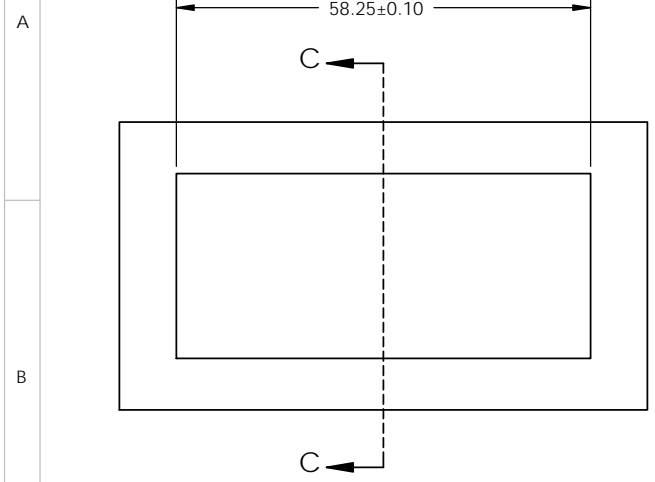
| REVISIONS |         |                                    |           |          |
|-----------|---------|------------------------------------|-----------|----------|
| REV.      | ECN NO. | DESCRIPTION                        | DATE      | APPROVED |
| D         |         | UPDATE NOTES                       | AUG 19/14 | J.SI     |
| E         |         | CHANGED PCB THICKNESS              | NOV 03/15 | J.SI     |
| F         |         | REMOVED DIM. ZONE B1, SHEET 2 OF 5 | OCT 31/16 | J.SI     |



THIS DOCUMENT CONTAINS PROPRIETARY INFORMATION AND SUCH INFORMATION MAY NOT BE DISCLOSED TO OTHERS FOR ANY PURPOSE OR USED FOR MANUFACTURING PURPOSES WITHOUT WRITTEN PERMISSION FROM AMPHENOL CANADA CORP.

|  |   |                       |   |                     |     |
|--|---|-----------------------|---|---------------------|-----|
| UNLESS SPECIFIED OTHERWISE<br>DIMENSIONS ARE IN MILLIMETERS<br>REFERENCE IN PARENTHESES<br>GENERAL TOLERANCES  | DRAWN P. OU<br>CHECKED J. SI<br>M.E. APP'D<br>Q.A. APP'D<br>DWG APP'D J. SI<br>MATERIAL AND FINISH<br>REF. ECN Exxxxx | SEP 03/13<br>NOV03/15 | <b>Amphenol High Speed Interconnects</b><br>A Division of Amphenol Corp. www.amphenolcanada.com<br><br><b>2X4 SFP ULTRAPORT WITH LIGHT PIPE<br/>         OPTIONS AND EMI GASKET</b> | DWG. NO.            | REV |
| 1 DECIMAL PLACE ±0.25<br>2 DECIMAL PLACE ±0.15<br>3 DECIMAL PLACE N/A<br>ANGULAR DEGREES ±1°<br>ENG. REL. NO.  | SEE NOTES   | NOV03/15              |   | P-UE86-3G4420-X0X61 | F   |
| UNLESS SPECIFIED OTHERWISE<br>DIMENSIONS ARE IN MILLIMETERS<br>REFERENCE IN PARENTHESES<br>GENERAL TOLERANCES<br>1 DECIMAL PLACE ±0.25<br>2 DECIMAL PLACE ±0.15<br>3 DECIMAL PLACE N/A<br>ANGULAR DEGREES ±1°<br>ENG. REL. NO. |   |                       | CODE ID NO. 03554   DWG SIZE: A4   SCALE: 1:1   SHEET 2 OF 5  |                     |     |

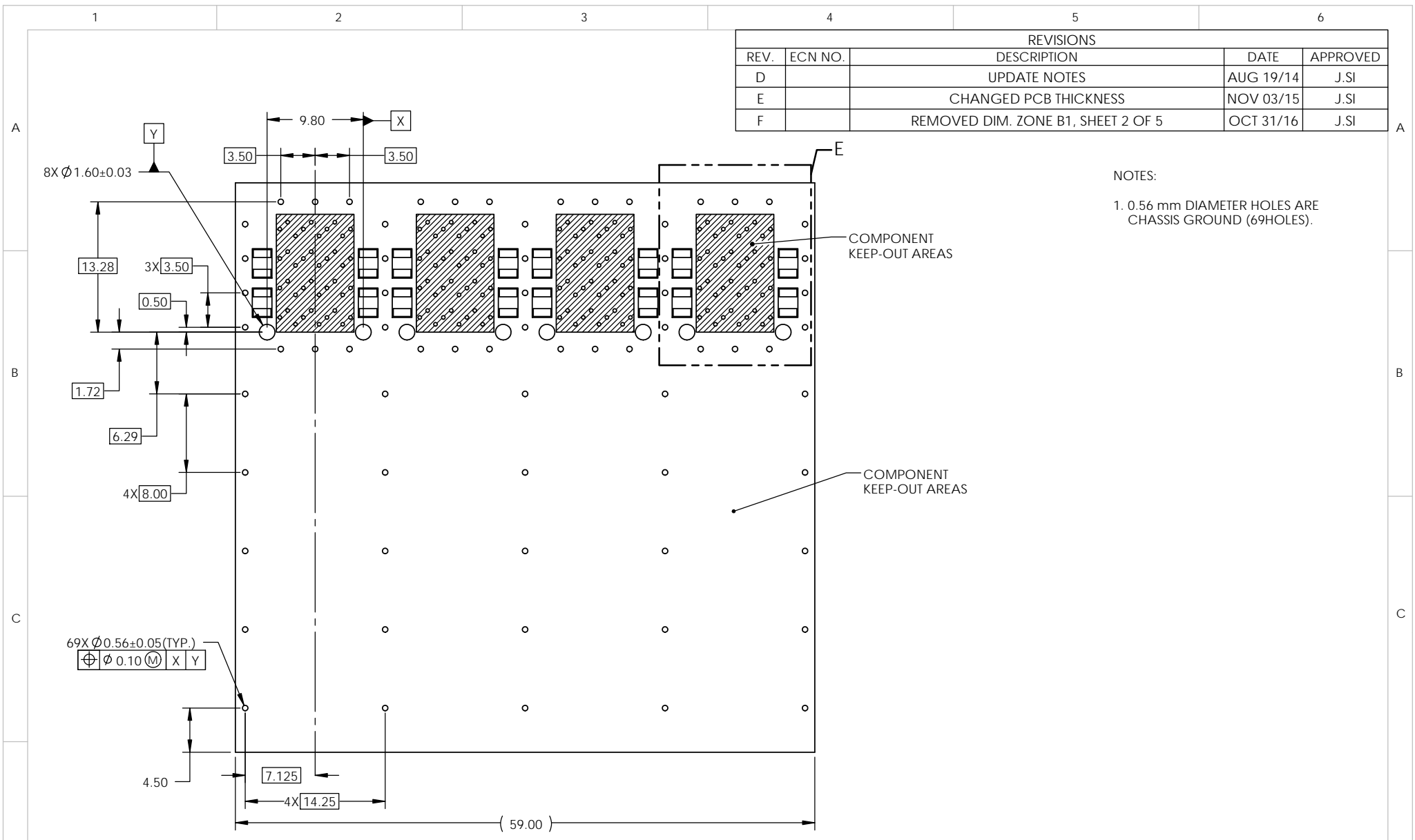
| REVISIONS |         |                                    |           |          |
|-----------|---------|------------------------------------|-----------|----------|
| REV.      | ECN NO. | DESCRIPTION                        | DATE      | APPROVED |
| D         |         | UPDATE NOTES                       | AUG 19/14 | J.SI     |
| E         |         | CHANGED PCB THICKNESS              | NOV 03/15 | J.SI     |
| F         |         | REMOVED DIM. ZONE B1, SHEET 2 OF 5 | OCT 31/16 | J.SI     |



DETAIL D  
SCALE 2 : 1

THIS DOCUMENT CONTAINS PROPRIETARY INFORMATION AND SUCH INFORMATION MAY NOT BE DISCLOSED TO OTHERS FOR ANY PURPOSE OR USED FOR MANUFACTURING PURPOSES WITHOUT WRITTEN PERMISSION FROM AMPHENOL CANADA CORP.

|  |                        |            |                      |  |   |
|--|------------------------|------------|----------------------|--|---|
| UNLESS SPECIFIED OTHERWISE<br>DIMENSIONS ARE IN MILLIMETERS<br>REFERENCE IN PARENTHESES<br>GENERAL TOLERANCES<br>1 DECIMAL PLACE ±0.25<br>2 DECIMAL PLACE ±0.15<br>3 DECIMAL PLACE N/A<br>ANGULAR DEGREES ±1°<br>ENG. REL. NO. | DRAWN                  | P. OU      | SEP 03/13            | <b>Amphenol High Speed Interconnects</b><br>A Division of Amphenol Corp. <a href="http://www.amphenolcanada.com">www.amphenolcanada.com</a><br><br><b>2X4 SFP ULTRAPORT WITH LIGHT PIPE<br/>OPTIONS AND EMI GASKET</b> | DWG. NO.<br><b>P-UE86-3G4420-X0X61</b><br>REV<br><b>F</b> |
|  | CHECKED                | J. SI      | NOV03/15             |  |   |
|  | M.E. APP'D             |            |                      |  |   |
|  | Q.A. APP'D             |            |                      |  |   |
|  | DWG APP'D              | J. SI      | NOV03/15             |  |   |
|  | MATERIAL AND FINISH    | SEE NOTES  |                      |  |   |
|  | REF.                   | ECN Exxxxx |                      |  |   |
|  | THIRD ANGLE PROJECTION |            | DO NOT SCALE DRAWING | CODE ID NO. 03554  | DWG SIZE: A4 SCALE: 1:1 SHEET 3 OF 5                      |



| REVISIONS |         |                                    |           |          |
|-----------|---------|------------------------------------|-----------|----------|
| REV.      | ECN NO. | DESCRIPTION                        | DATE      | APPROVED |
| D         |         | UPDATE NOTES                       | AUG 19/14 | J.SI     |
| E         |         | CHANGED PCB THICKNESS              | NOV 03/15 | J.SI     |
| F         |         | REMOVED DIM. ZONE B1, SHEET 2 OF 5 | OCT 31/16 | J.SI     |

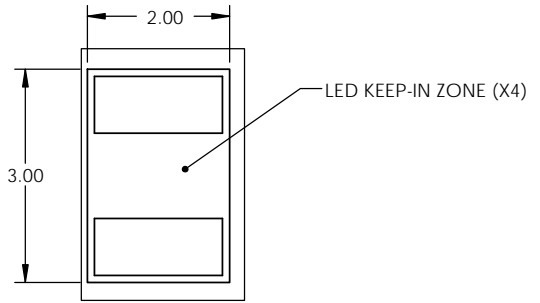
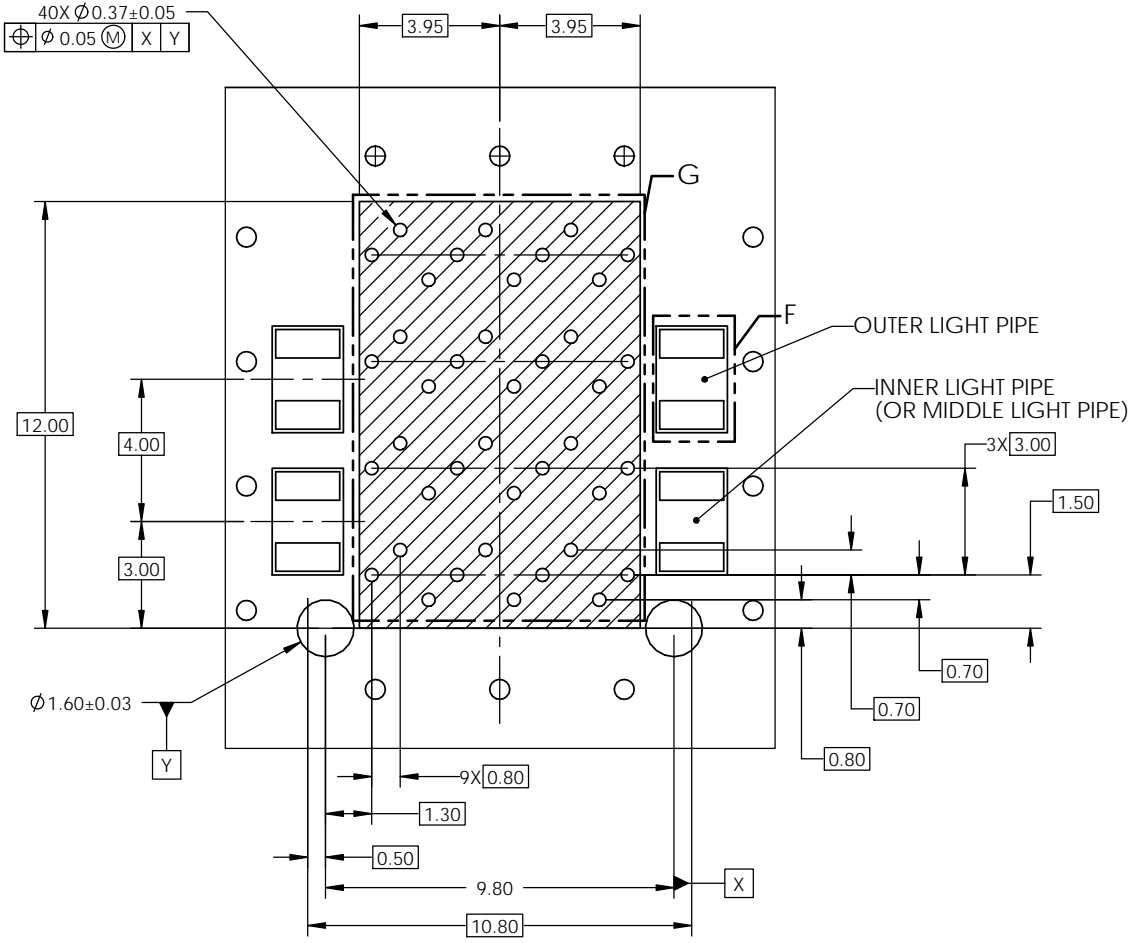
NOTES:  
 1. 0.56 mm DIAMETER HOLES ARE CHASSIS GROUND (69HOLES).

**2X4 PCB LAYOUT**

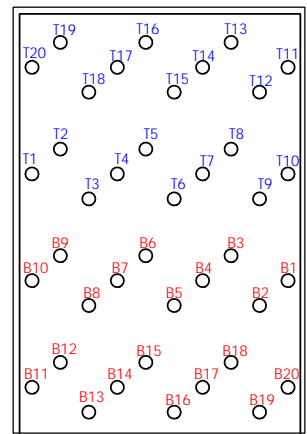
THIS DOCUMENT CONTAINS PROPRIETARY INFORMATION AND SUCH INFORMATION MAY NOT BE DISCLOSED TO OTHERS FOR ANY PURPOSE OR USED FOR MANUFACTURING PURPOSES WITHOUT WRITTEN PERMISSION FROM AMPHENOL CANADA CORP.

|   |  |                        |                      |   |                                       |
|---|--|------------------------|----------------------|---|---------------------------------------|
| UNLESS SPECIFIED OTHERWISE<br>DIMENSIONS ARE IN MILLIMETERS |  | DRAWN P. OU            | SEP 03/13            | <b>Amphenol High Speed Interconnects</b><br>A Division of Amphenol Corp. www.amphenolcanada.com<br><br><b>2X4 SFP ULTRAPORT WITH LIGHT PIPE<br/>         OPTIONS AND EMI GASKET</b> | DWG. NO. P-UE86-3G4420-X0X61<br>REV F |
| REFERENCE IN PARENTHESES                                    |  | CHECKED J. SI          | NOV03/15             |   |                                       |
| GENERAL TOLERANCES  |  | M.E. APP'D             |                      |   |                                       |
| 1 DECIMAL PLACE ±0.25                                       |  | Q.A. APP'D             |                      |   |                                       |
| 2 DECIMAL PLACE ±0.15                                       |  | DWG APP'D J. SI        | NOV03/15             |   |                                       |
| 3 DECIMAL PLACE N/A   |  | MATERIAL AND FINISH    | SEE NOTES            |   |                                       |
| ANGULAR DEGREES ±1°   |  | REF.                   | ECN Exxxxx           |   |                                       |
| ENG. REL. NO.   |  | THIRD ANGLE PROJECTION | DO NOT SCALE DRAWING | CODE ID NO. 03554   | DWG SIZE: A4 SCALE: 2:1 SHEET 4 OF 5  |

| REVISIONS |         |                                    |           |          |
|-----------|---------|------------------------------------|-----------|----------|
| REV.      | ECN NO. | DESCRIPTION                        | DATE      | APPROVED |
| D         |         | UPDATE NOTES                       | AUG 19/14 | J.SI     |
| E         |         | CHANGED PCB THICKNESS              | NOV 03/15 | J.SI     |
| F         |         | REMOVED DIM. ZONE B1, SHEET 2 OF 5 | OCT 31/16 | J.SI     |



DETAIL F  
SCALE 10 : 1



DETAIL G  
SCALE 5 : 1

DETAIL E  
SCALE 5 : 1

THIS DOCUMENT CONTAINS PROPRIETARY INFORMATION AND SUCH INFORMATION MAY NOT BE DISCLOSED TO OTHERS FOR ANY PURPOSE OR USED FOR MANUFACTURING PURPOSES WITHOUT WRITTEN PERMISSION FROM AMPHENOL CANADA CORP.

|  |                        |                      |           |   |              |            |              |
|--|------------------------|----------------------|-----------|---|--------------|------------|--------------|
| UNLESS SPECIFIED OTHERWISE<br>DIMENSIONS ARE IN MILLIMETERS<br>REFERENCE IN PARENTHESES<br>GENERAL TOLERANCES<br>1 DECIMAL PLACE ±0.25<br>2 DECIMAL PLACE ±0.15<br>3 DECIMAL PLACE N/A<br>ANGULAR DEGREES ±1°<br>ENG. REL. NO. | DRAWN                  | P. OU                | SEP 03/13 | <b>Amphenol High Speed Interconnects</b><br>A Division of Amphenol Corp. www.amphenolcanada.com |              |            |              |
|  | CHECKED                | J. SI                | NOV03/15  |   |              |            |              |
|  | M.E. APP'D             |                      |           |   |              |            |              |
|  | Q.A. APP'D             |                      |           |   |              |            |              |
|  | DWG APP'D              | J. SI                | NOV03/15  | 2X4 SFP ULTRAPORT WITH LIGHT PIPE<br>OPTIONS AND EMI GASKET                                     |              |            |              |
|  | MATERIAL AND FINISH    | SEE NOTES            |           |   |              |            |              |
|  | REF.                   | ECN Exxxxx           |           | DWG. NO.  |              |            |              |
|  | THIRD ANGLE PROJECTION | DO NOT SCALE DRAWING |           | P-UE86-3G4420-X0X61   | REV F        |            |              |
|  |                        |                      |           | CODE ID NO. 03554   | DWG SIZE: A4 | SCALE: 2:1 | SHEET 5 OF 5 |

Компания «Life Electronics» занимается поставками электронных компонентов импортного и отечественного производства от производителей и со складов крупных дистрибьюторов Европы, Америки и Азии.

С конца 2013 года компания активно расширяет линейку поставок компонентов по направлению коаксиальный кабель, кварцевые генераторы и конденсаторы (керамические, пленочные, электролитические), за счёт заключения дистрибьюторских договоров

Мы предлагаем:

- Конкурентоспособные цены и скидки постоянным клиентам.
- Специальные условия для постоянных клиентов.
- Подбор аналогов.
- Поставку компонентов в любых объемах, удовлетворяющих вашим потребностям.
- Приемлемые сроки поставки, возможна ускоренная поставка.
- Доставку товара в любую точку России и стран СНГ.
- Комплексную поставку.
- Работу по проектам и поставку образцов.
- Формирование склада под заказчика.
- Сертификаты соответствия на поставляемую продукцию (по желанию клиента).
- Тестирование поставляемой продукции.
- Поставку компонентов, требующих военную и космическую приемку.
- Входной контроль качества.
- Наличие сертификата ISO.

В составе нашей компании организован Конструкторский отдел, призванный помогать разработчикам, и инженерам.

Конструкторский отдел помогает осуществить:

- Регистрацию проекта у производителя компонентов.
- Техническую поддержку проекта.
- Защиту от снятия компонента с производства.
- Оценку стоимости проекта по компонентам.
- Изготовление тестовой платы монтаж и пусконаладочные работы.



Тел: +7 (812) 336 43 04 (многоканальный)

Email: [org@lifeelectronics.ru](mailto:org@lifeelectronics.ru)