



Features

- RoHS compliant*
- HCMOS, CMOS and TTL compatible
- Compact package size
- High rotational cycle life
- Standard or high force push switch option
- Optional detent



EM14 - 14 mm Rotary Optical Encoder w/Switch

Electrical Characteristics

| | |
|--|--|
| Electrical Output..... | 2-bit quadrature code |
| Resolution | 8 to 64 pulses per revolution (PPR) |
| Supply Voltage (VCC) | 5.0 VDC \pm 0.25 VDC |
| Supply Current (ICC)..... | 26 mA maximum |
| Output Voltage | |
| Low (VCE(sat)), per Channel..... | 800 mV maximum at I(SINK) = 25 mA |
| High (VO(HI)), per Channel..... | 4.0 VDC minimum @ VCC = 4.75 VDC |
| Output Current I(SINK), per Channel..... | 25 mA minimum |
| Rise/Fall Time..... | 200 ns typical |
| Power Dissipation..... | 167 mW maximum |
| Pulse Width (per Channel)..... | 180 °e typical |
| Phase Angle (Channel A Leads Channel B, Clockwise Rotation)..... | 90 °e \pm 45 °e |
| Insulation Resistance @ 500 VDC..... | 1,000 megohms minimum |
| Operating RPM | 120 maximum |
| Switch Power Rating | 12 VDC / 20 mA (600 ohms maximum load) |
| Switch Contact Resistance | 200 ohms maximum |

Environmental Characteristics

| | |
|---|---------------------------------------|
| Operating Temperature Range @ 5.0 VDC | -40 °C to +70 °C (-40 °F to +158 °F) |
| Storage Temperature Range..... | -55 °C to +125 °C (-67 °F to +257 °F) |
| Vibration | 15 G |
| Shock | 50 G |
| Humidity | MIL-STD-202, Method 103, Condition B |
| Flammability | Conforms to UL 94HB |
| IP Rating..... | IP 54** |

Mechanical Characteristics

| | |
|---------------------------------------|--|
| Mechanical Angle | 360 ° Continuous |
| Torque | |
| Starting/Running..... | 1.06 N-cm (1.5 oz.-in.) maximum |
| Detent..... | 1.2 N-cm (1.7 oz.-in.) typical |
| Rotational Life | |
| Non-detent (@ 30 RPM) | 1,000,000 cycles (2,000,000 revolutions) |
| With detent (@ 30 RPM)..... | 100,000 cycles (200,000 revolutions) |
| Switch Life | 100,000 cycles |
| Switch Actuation Force | |
| Standard..... | 250 gm (8.82 oz.) typical |
| High Force..... | 850 gm (29.98 oz.) typical |
| Switch Travel | |
| Standard..... | 0.04 in. typical |
| High Force..... | 0.025 in. typical |
| Shaft Radial Play..... | 0.005 in. maximum |
| Shaft Axial Structural Strength | 35 lbs. minimum |
| Mounting Torque..... | 2.0 N-m (18 lb.-in.) maximum |

Materials and Finishes

| | |
|-------------------------|--|
| Terminals..... | Sn plated PC pins |
| Soldering Condition | |
| Manual Soldering | 96.5Sn/3.0Ag/0.5Cu solid wire or no-clean rosin cored wire 370 °C (700 °F) max. for 3 seconds |
| Wave Soldering | 96.5Sn/3.0Ag/0.5Cu solder with no-clean flux 260 °C (500 °F) max. for 5 seconds |
| Wash processes..... | Not recommended |
| Mounting Hardware | |
| Nut..... | Black anodized brass, hex (metric)/Nickel-plated brass, hex (SAE) |
| Lockwasher | Nickel-plated spring steel, internal tooth |
| Marking..... | Manufacturer's symbol, model number, product code, terminal style and date code |
| Standard Packaging..... | Anti-static plastic tube (25 pcs./tube) |

**When device is mounted by normal mounting means.

*RoHS Directive 2002/95/EC Jan. 27, 2003 including annex and RoHS Recast 2011/65/EU June 8, 2011.
Specifications are subject to change without notice.
Customers should verify actual device performance in their specific applications.

Additional Features

- Splashproof shaft seal
- Recommended for human/machine interface applications (HMI)
- Cable/connector option
- Optional bracket

EM14 - 14 mm Rotary Optical Encoder w/Switch

BOURNS®

Part Numbering System

E M 1 4 A 0 D - C 2 4 - L 0 3 2 S

| MODEL NO. DESIGNATOR | |
|----------------------|------------------------------|
| EM14 | 14 mm Rotary Optical Encoder |

| BUSHING DESIGNATOR | |
|--------------------|-----------------------------|
| Code | Description |
| A | 3/8 " D x 3/8 " L Threaded |
| C | 1/4 " D x 1/4 " L Threaded |
| R | 10 mm D x 9.5 mm L Threaded |

| DETENT OPTION | |
|---------------|---|
| Code | Description |
| 0 | No Detent |
| 1 | 32 Detents (Available for 8 or 32 PPR only) |

| ANTI-ROTATION LUG/BACKET OPTION | |
|---------------------------------|---|
| Code | Description |
| A | A/R Lug |
| B | Bracket (No hardware/no cable or connector) |
| D | None |

| SHAFT STYLE (See Outline Drawing for Details) | | |
|---|------------------------|----------------------|
| Code | Description | Available w/ Bushing |
| B | 1/4 " Dia. Slotted End | A |
| C | 1/4 " Dia. Flatted End | A |
| E | 1/8 " Dia. Slotted End | C |
| R | 6 mm Dia. Slotted End | R |
| M | 6 mm Dia. Flatted End | R |

| SHAFT LENGTH DESIGNATOR | | |
|-------------------------|--------------|---------------------|
| Code | Length (FMS) | Available w/Bushing |
| 24 | 3/4 " | A, C |
| 28 | 7/8 " | A, C |
| 20 | 20 mm | R, U |
| 25 | 25 mm | R, U |

| SWITCH OPTION | |
|---------------|--------------------------|
| Code | Description |
| S | Push Switch (Standard) |
| H | Push Switch (High Force) |
| N | No Switch |

| RESOLUTION (Pulses Per Revolution) | |
|------------------------------------|-------------|
| Code | Description |
| 08 | 8 PPR |
| 16 | 16 PPR |
| 32 | 32 PPR |
| 64 | 64 PPR |

| CABLE/CONNECTOR OPTION | |
|------------------------|--|
| Code | Description |
| 0 | No Cable/Connector |
| 1 | 6 " Cable with Female Connector (0.050 "/1.27 mm pitch centers in-line) and stripped/tinned leads |
| 2 | 6 " Cable with Female Connector (0.050 "/1.27 mm pitch centers in-line) on both ends |
| 3 | 12 " Cable with Female Connector (0.050 "/1.27 mm pitch centers in-line) and stripped/tinned leads |
| 4 | 12 " Cable with Female Connector (0.050 "/1.27 mm pitch centers in-line) on both ends |

| TERMINAL CONFIGURATION | |
|------------------------|--------------------------|
| Code | Description |
| L | Axial Multi-Purpose Pin |
| R | Radial Multi-Purpose Pin |

Cable and Connector Options:

- H-290-4 = 6 " Cable with Female Connector (0.050 "/1.27 mm pitch centers in-line) and stripped/tinned leads
- H-290-1 = 6 " Cable with Female Connector (0.050 "/1.27 mm pitch centers in-line) on both ends
- H-290-2 = 12 " Cable with Female Connector (0.050 "/1.27 mm pitch centers in-line) and stripped/tinned leads
- H-290-3 = 12 " Cable with Female Connector (0.050 "/1.27 mm pitch centers in-line) on both ends

For other cable and connector options, please contact the factory.

Specifications are subject to change without notice. Customers should verify actual device performance in their specific applications.

EM14 - 14 mm Rotary Optical Encoder w/Switch

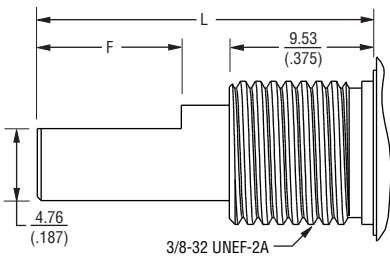
BOURNS®

Product Dimensions



Shaft / Flat Length Dimensions

"A" Style Bushing - Flatted Shafts



| SHAFT DIA. | BUSHING DIA. | SHAFT LENGTH "L" | FLAT LENGTH "F" |
|----------------|----------------|------------------|-----------------|
| 6.35 (.250) | 9.52 (.375) | 19.05 (.750) | 7.94 (.313) |
| | | 22.22 (.875) | 9.52 (.375) |

"R" Style Bushing - Flatted Shafts



| SHAFT DIA. | BUSHING DIA. | SHAFT LENGTH "L" | FLAT LENGTH "F" |
|---------------|----------------|------------------|-----------------|
| 6.0 (.236) | 10.0 (.394) | 20.0 (.787) | 7.0 (.275) |
| | | 25.0 (.984) | 12.0 (.472) |

"C" Style Bushing - Slotted Shafts



| SHAFT DIA. | BUSHING DIA. | SHAFT LENGTH "L" |
|----------------|----------------|------------------|
| 3.17 (.125) | 6.35 (.250) | 19.05 (.750) |
| | | 22.22 (.875) |

"A" Style Bushing - Slotted Shafts



| SHAFT DIA. | BUSHING DIA. | SHAFT LENGTH "L" |
|----------------|----------------|------------------|
| 6.35 (.250) | 9.52 (.375) | 19.05 (.750) |
| | | 22.22 (.875) |

"R" Style Bushing - Slotted Shafts



| SHAFT DIA. | BUSHING DIA. | SHAFT LENGTH "L" |
|---------------|----------------|------------------|
| 6.0 (.236) | 10.0 (.394) | 20.0 (.787) |
| | | 25.0 (.984) |

DIMENSIONS: $\frac{\text{MM}}{\text{(INCHES)}}$

Specifications are subject to change without notice.
Customers should verify actual device performance in their specific applications.

EM14 - 14 mm Rotary Optical Encoder w/Switch

BOURNS®

Cable/Connector Options

Cable Assembly, Connector on One End



Cable Assembly, Connector on Both Ends



| HARDWARE NUMBER | DESCRIPTION | "A" DIM. |
|-----------------|--|------------------------------|
| H-290-4 | CABLE ASSEMBLY, CONNECTOR ON ONE END | 152.4 ± 5.0 (6.0 ± .197) |
| H-290-2 | CABLE ASSEMBLY, CONNECTOR ON ONE END | 304.8 ± 5.0 (12.0 ± .197) |
| H-290-1 | CABLE ASSEMBLY, CONNECTOR ON BOTH ENDS | 152.4 ± 5.0 (6.0 ± .197) |
| H-290-3 | CABLE ASSEMBLY, CONNECTOR ON BOTH ENDS | 304.8 ± 5.0 (12.0 ± .197) |

DIMENSIONS: $\frac{\text{MM}}{\text{(INCHES)}}$

Terminal Configurations

Radial (shown with optional mounting bracket)



Recommended PCB Layout



Axial (shown with optional mounting bracket)



Recommended PCB Layout



Specifications are subject to change without notice. Customers should verify actual device performance in their specific applications.

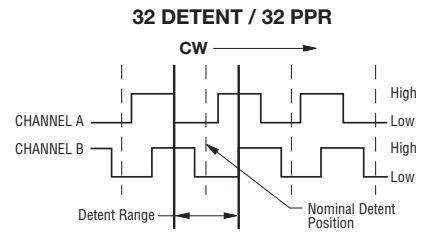
EM14 - 14 mm Rotary Optical Encoder w/Switch

BOURNS®

Electrical Block Diagram

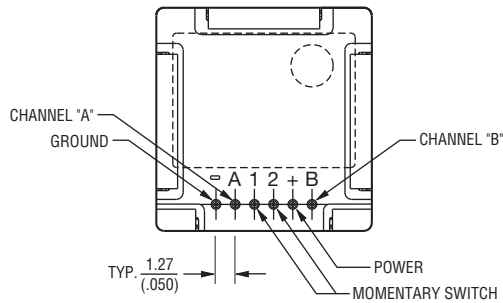


Quadrature Output



1. Nominal detent position occurs when both Channel A and B are in low states.
2. Channel A leads Channel B in CW direction and lags in CCW direction.

Terminal Diagram



BOURNS®

Asia-Pacific: Tel: +886-2 2562-4117 • Fax: +886-2 2562-4116

Europe: Tel: +41-41 768 5555 • Fax: +41-41 768 5510

The Americas: Tel: +1-951 781-5500 • Fax: +1-951 781-5700

www.bourns.com

REV. 12/12

Specifications are subject to change without notice.
Customers should verify actual device performance in their specific applications.

Компания «Life Electronics» занимается поставками электронных компонентов импортного и отечественного производства от производителей и со складов крупных дистрибьюторов Европы, Америки и Азии.

С конца 2013 года компания активно расширяет линейку поставок компонентов по направлению коаксиальный кабель, кварцевые генераторы и конденсаторы (керамические, пленочные, электролитические), за счёт заключения дистрибьюторских договоров

Мы предлагаем:

- Конкуренспособные цены и скидки постоянным клиентам.
- Специальные условия для постоянных клиентов.
- Подбор аналогов.
- Поставку компонентов в любых объемах, удовлетворяющих вашим потребностям.
- Приемлемые сроки поставки, возможна ускоренная поставка.
- Доставку товара в любую точку России и стран СНГ.
- Комплексную поставку.
- Работу по проектам и поставку образцов.
- Формирование склада под заказчика.
- Сертификаты соответствия на поставляемую продукцию (по желанию клиента).
- Тестирование поставляемой продукции.
- Поставку компонентов, требующих военную и космическую приемку.
- Входной контроль качества.
- Наличие сертификата ISO.

В составе нашей компании организован Конструкторский отдел, призванный помогать разработчикам, и инженерам.

Конструкторский отдел помогает осуществить:

- Регистрацию проекта у производителя компонентов.
- Техническую поддержку проекта.
- Защиту от снятия компонента с производства.
- Оценку стоимости проекта по компонентам.
- Изготовление тестовой платы монтаж и пусконаладочные работы.



Тел: +7 (812) 336 43 04 (многоканальный)

Email: org@lifeelectronics.ru