



Main

Range of product	OsiSense ATEX D
Pressure sensor type	Electromechanical pressure sensor
Product specific application	ATEX D
Pressure sensor name	XMLB
Electrical circuit type	Control circuit
Pressure switch type of operation	Regulation between 2 thresholds
Scale type	Adjustable differential
Pressure sensor size	290.08 psi (20 bar)
Local display	With
Fluid connection type	G 1/4 (female) conforming to ISO 228
Adjustable range of switching point on falling pressure	4.35...266.87 psi (0.3...18.4 bar)
Adjustable range of switching point on rising pressure	18.85...290.08 psi (1.3...20 bar)
Possible differential maximum at high setting	159.54 psi (11 bar)
Maximum permissible accidental pressure	652.67 psi (45 bar)
Destruction pressure	1305.34 psi (90 bar)
Pressure actuator	Diaphragm
Controlled fluid	Air 0...70 °C Hydraulic oil 0...70 °C Water 0...70 °C
Materials in contact with fluid	Nitrile Zinc alloy
Enclosure material	Zinc alloy

Complementary

Maximum permissible pressure - per cycle	362.59 psi (25 bar)
Cable entry number	1 tapped entry M20 x 1.5 cable gland (included)
Terminal block type	4 terminals
Repeat accuracy	2 %
Auxiliary contacts operation	Snap action
Contacts material	Silver contacts
Mechanical durability	5000000 cycles
Setting	External
Terminals description ISO n°1	(13-14-11-12)OF
Height	4.45 in (113 mm)
Depth	2.95 in (75 mm)
Width	1.38 in (35 mm)

Environment

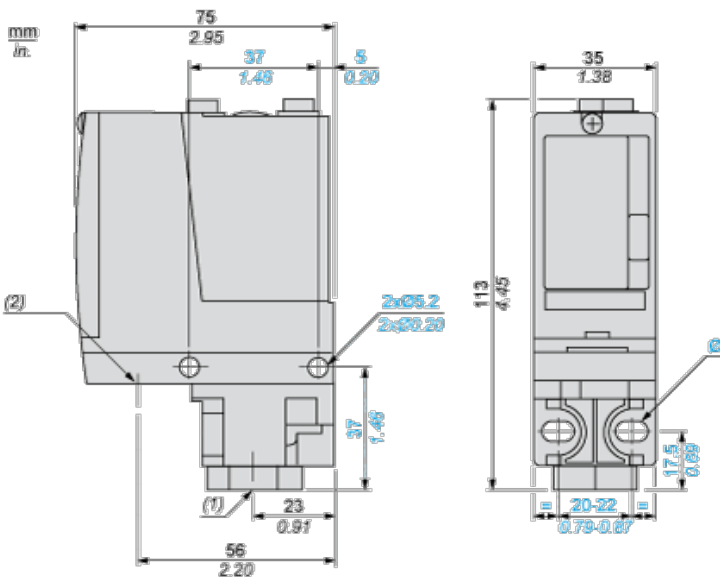
standards	EN/IEC 60079-0 EN/IEC 60079-31
directives	2014/34/EU - ATEX directive
product certifications	INERIS 04ATEX0058 IEC-Ex INE 17.0019
marking	II2 D-Ex tb IIIC T85°C Db IP66
protective treatment	TC
ambient air temperature for operation	-4...140 °F (-20...60 °C)

The information provided in this documentation contains general descriptions and/or technical characteristics of the products contained herein. This documentation is not intended as a substitute for and is not to be used for determining suitability or reliability of these products for specific user applications. It is the duty of any such user or integrator to perform the appropriate and complete risk analysis, evaluation and testing of the products with respect to the relevant specific application or use thereof. Neither Schneider Electric Industries SAS nor any of its affiliates or subsidiaries shall be responsible or liable for misuse of the information contained herein.

Offer Sustainability

Not Green Premium product	Not Green Premium product
Compliant - since 0945 - Schneider Electric declaration of conformity	Compliant - since 0945 - Schneider Electric declaration of conformity
Reference not containing SVHC above the threshold	Reference not containing SVHC above the threshold
Need no specific recycling operations	Need no specific recycling operations
WARNING: This product can expose you to chemicals including:	WARNING: This product can expose you to chemicals including:
Diisononyl phthalate (DINP), which is known to the State of California to cause cancer, and	Diisononyl phthalate (DINP), which is known to the State of California to cause cancer, and
Di-isodecyl phthalate (DIDP), which is known to the State of California to cause birth defects or other reproductive harm.	Di-isodecyl phthalate (DIDP), which is known to the State of California to cause birth defects or other reproductive harm.
For more information go to www.p65warnings.ca.gov	For more information go to www.p65warnings.ca.gov

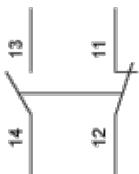
Dimensions



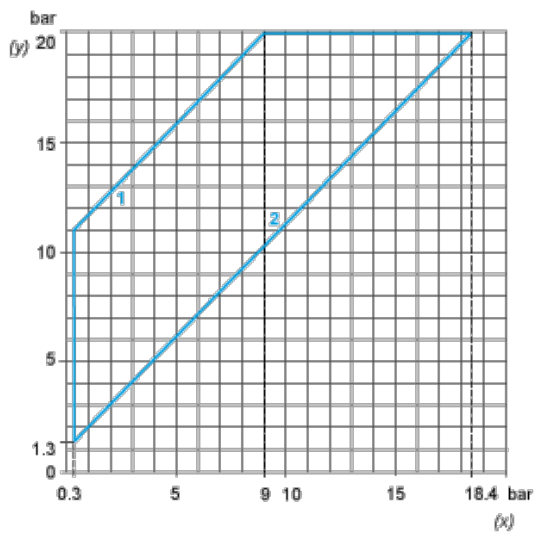
- (1) 1 fluid entry, tapped G1/4 (BSP female)
- (2) 1 electrical connections entry, tapped M20 x 1.5
- Ø : 2 elongated holes Ø 5.2 x 6.7

Wiring Diagram

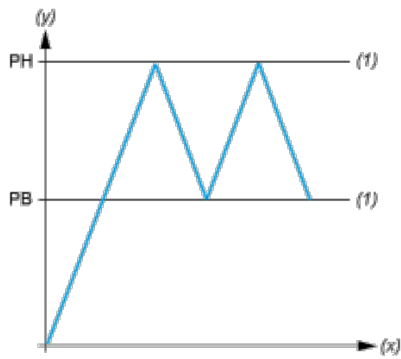
Terminal Model



Operating Curves



- (y) Rising pressure
- (x) Falling pressure
- 1 : Maximum differential
- 2 : Minimum differential



- (y) Pressure
- (x) Time
- (1) Adjustable value
- PH : High point
- PB : Below point

Компания «Life Electronics» занимается поставками электронных компонентов импортного и отечественного производства от производителей и со складов крупных дистрибьюторов Европы, Америки и Азии.

С конца 2013 года компания активно расширяет линейку поставок компонентов по направлению коаксиальный кабель, кварцевые генераторы и конденсаторы (керамические, пленочные, электролитические), за счёт заключения дистрибьюторских договоров

Мы предлагаем:

- Конкуренеспособные цены и скидки постоянным клиентам.
- Специальные условия для постоянных клиентов.
- Подбор аналогов.
- Поставку компонентов в любых объемах, удовлетворяющих вашим потребностям.
- Приемлемые сроки поставки, возможна ускоренная поставка.
- Доставку товара в любую точку России и стран СНГ.
- Комплексную поставку.
- Работу по проектам и поставку образцов.
- Формирование склада под заказчика.
- Сертификаты соответствия на поставляемую продукцию (по желанию клиента).
- Тестирование поставляемой продукции.
- Поставку компонентов, требующих военную и космическую приемку.
- Входной контроль качества.
- Наличие сертификата ISO.

В составе нашей компании организован Конструкторский отдел, призванный помогать разработчикам, и инженерам.

Конструкторский отдел помогает осуществить:

- Регистрацию проекта у производителя компонентов.
- Техническую поддержку проекта.
- Защиту от снятия компонента с производства.
- Оценку стоимости проекта по компонентам.
- Изготовление тестовой платы монтаж и пусконаладочные работы.



Тел: +7 (812) 336 43 04 (многоканальный)
Email: org@lifeelectronics.ru