



Main

| | |
|--|------------------------------------|
| Range of product | Zelio Relay |
| Series name | Miniature |
| Product or component type | Plug-in relay |
| Device short name | RXM |
| Contacts type and composition | 3 C/O |
| [Uc] control circuit voltage | 120 V AC, 50/60 Hz |
| [Ithe] conventional enclosed thermal current | 10 A at -40...131 °F (-40...55 °C) |
| Status LED | Without |
| Control type | Lockable test button |
| Utilisation coefficient | 20 % |

Complementary

| | |
|--|---|
| Shape of pin | Flat |
| [Ui] rated insulation voltage | 250 V conforming to IEC 300 V conforming to UL 300 V conforming to CSA |
| [Uimp] rated impulse withstand voltage | 4 kV 1.2/50 µs |
| Contacts material | AgNi |
| [Ie] rated operational current | 10 A at 28 V DC (NO) conforming to IEC 10 A at 250 V AC (NO) conforming to IEC 5 A at 28 V DC (NC) conforming to IEC 5 A at 250 V AC (NC) conforming to IEC 10 A at 30 V DC conforming to UL 10 A at 277 V AC conforming to UL |
| Maximum switching voltage | 250 V conforming to IEC |
| Load current | 10 A at 250 V AC 10 A at 28 V DC |
| Maximum switching capacity | 2500 VA/280 W |
| Minimum switching capacity | 170 mW at 10 mA, 17 V |
| Operating rate | <= 18000 cycles/hour no-load <= 1200 cycles/hour under load |
| Mechanical durability | 10000000 cycles |
| Electrical durability | 100000 cycles resistive load |
| Average coil consumption in VA | 1.2 at 60 Hz |
| Average consumption | 1.2 VA 60 Hz |
| Drop-out voltage threshold | >= 0.15 Uc |
| Operating time | 20 ms |
| Reset time | 20 ms |
| Average resistance | 3630 Ohm at 20 °C +/- 15 % |
| Rated operational voltage limits | 96...132 V AC |
| Safety reliability data | B10d = 100000 |
| Protection category | RT I |
| Operating position | Any position |
| CAD overall height | 3.11 in (79 mm) |
| CAD overall depth | 78.45 mm |
| Product weight | 0.21 lb(US) (0.096 kg) |
| Device presentation | Complete product |

Environment

| | |
|---------------------|--|
| dielectric strength | 1300 V AC between contacts with micro disconnection insulation |
|---------------------|--|

The information provided in this documentation contains general descriptions and/or technical characteristics of the performance of the products contained herein. This documentation is not intended as a substitute for and is not to be used for determining suitability or reliability of these products for specific user applications. It is the duty of any such user or integrator to perform the appropriate and complete risk analysis, evaluation and testing of the products with respect to the relevant specific application or use thereof. Neither Schneider Electric Industries SAS nor any of its affiliates or subsidiaries shall be responsible or liable for misuse of the information contained herein.

2000 V AC between coil and contact with reinforced insulation
 2000 V AC between poles with basic insulation

| | |
|---------------------------------------|---|
| product certifications | CE CSA GOST RoHS UL REACH Lloyd's |
| standards | EN/IEC 61810-1 UL 508 CSA C22.2 No 14 |
| ambient air temperature for storage | -40...185 °F (-40...85 °C) |
| ambient air temperature for operation | -40...131 °F (-40...55 °C) |
| vibration resistance | 3 gn (f = 10...150 Hz), amplitude +/- 1 mm (on 5 cycles in operation) 5 gn (f = 10...150 Hz), amplitude +/- 1 mm (on 5 cycles not operating) |
| IP degree of protection | IP40 conforming to EN/IEC 60529 |
| shock resistance | 10 gn in operation 30 gn not operating |
| pollution degree | 2 |

Offer Sustainability

WARNING: This product can expose you to chemicals including:

Nickel compounds, which is known to the State of California to cause cancer, and

Di-isodecyl phthalate (DIDP), which is known to the State of California to cause birth defects or other reproductive harm.

For more information go to www.p65warnings.ca.gov

WARNING: This product can expose you to chemicals including:

Nickel compounds, which is known to the State of California to cause cancer, and

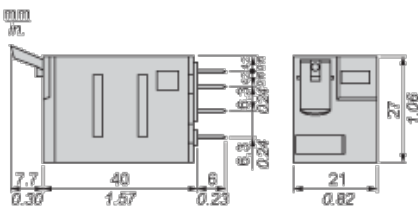
Di-isodecyl phthalate (DIDP), which is known to the State of California to cause birth defects or other reproductive harm.

For more information go to www.p65warnings.ca.gov

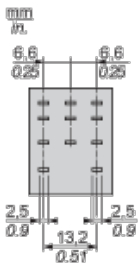
Contractual warranty

Warranty period 18 months

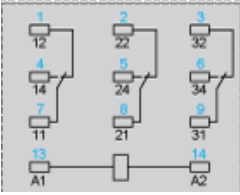
Dimensions



Pin Side View



Wiring Diagram

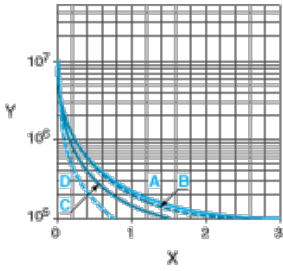


Symbols shown in blue correspond to Nema marking.

Electrical Durability of Contacts

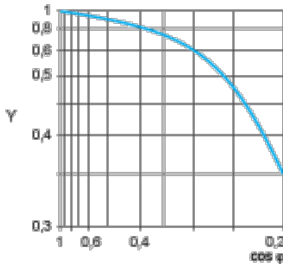
Durability (inductive load) = durability (resistive load) x reduction coefficient.

Resistive AC load



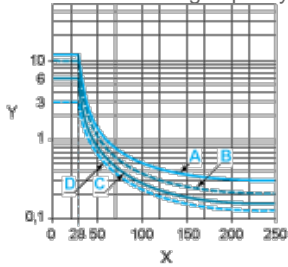
- X Switching capacity (kVA)
- Y Durability (Number of operating cycles)
- A RXM2AB...
- B RXM3AB...
- C RXM4AB...
- D RXM4GB...

Reduction coefficient for inductive AC load (depending on power factor $\cos \phi$)



- Y Reduction coefficient (A)

Maximum switching capacity on resistive DC load



- X Voltage DC
- Y Current DC
- A RXM2AB...
- B RXM3AB...
- C RXM4AB...
- D RXM4GB...

Note : These are typical curves, actual durability depends on load, environment, duty cycle, etc.

Компания «Life Electronics» занимается поставками электронных компонентов импортного и отечественного производства от производителей и со складов крупных дистрибьюторов Европы, Америки и Азии.

С конца 2013 года компания активно расширяет линейку поставок компонентов по направлению коаксиальный кабель, кварцевые генераторы и конденсаторы (керамические, пленочные, электролитические), за счёт заключения дистрибьюторских договоров

Мы предлагаем:

- Конкуренспособные цены и скидки постоянным клиентам.
- Специальные условия для постоянных клиентов.
- Подбор аналогов.
- Поставку компонентов в любых объемах, удовлетворяющих вашим потребностям.
- Приемлемые сроки поставки, возможна ускоренная поставка.
- Доставку товара в любую точку России и стран СНГ.
- Комплексную поставку.
- Работу по проектам и поставку образцов.
- Формирование склада под заказчика.
- Сертификаты соответствия на поставляемую продукцию (по желанию клиента).
- Тестирование поставляемой продукции.
- Поставку компонентов, требующих военную и космическую приемку.
- Входной контроль качества.
- Наличие сертификата ISO.

В составе нашей компании организован Конструкторский отдел, призванный помогать разработчикам, и инженерам.

Конструкторский отдел помогает осуществить:

- Регистрацию проекта у производителя компонентов.
- Техническую поддержку проекта.
- Защиту от снятия компонента с производства.
- Оценку стоимости проекта по компонентам.
- Изготовление тестовой платы монтаж и пусконаладочные работы.



Тел: +7 (812) 336 43 04 (многоканальный)

Email: org@lifeelectronics.ru